

01880980

CONVENIO PEPSA/IICA PARA LA ELABORACION DE UN
DIAGNOSTICO SELECTIVO Y DE UN
PROGRAMA DE INVERSIONES 1986-1990 PARA EL
SECTOR AGROPECUARIO

DIAGNOSTICO SELECTIVO DEL SECTOR AGROPECUARIO

- Primera versión previa a la conclusión del analisis multivariable -

TOMO III

ANEXO A

Lima, Agosto 1985

Documento Nº II.2.0.

00003819

TICA
E14
F59 di
t.3


DIAGNOSTICO SELECTIVO DEL SECTOR AGROPECUARIO

-Primera versión previa a la conclusión del
análisis multivariable-

I N D I C E

ANEXO A

	<u>PAG.</u>
SERIE HISTORICA DE SUPERFICIE COSECHADA DE LOS CULTIVOS MAS IMPORTANTES 1970 - 1984	1
Cuadro V.1.1 Región Agraria Tumbes	2
Cuadro V.1.2 Región Agraria Piura	3
Cuadro V.1.3 Región Agraria Lambayeque	4
Cuadro V.1.4 Región Agraria La Libertad	5
Cuadro V.1.5 Región Agraria Ancash	6
Cuadro V.1.6 Región Agraria Lima	7
Cuadro V.1.7 Región Agraria Ica	8
Cuadro V.1.8 Región Agraria Arequipa	9
Cuadro V.1.9 Región Agraria Moquegua	10
Cuadro V.1.10 Región Agraria Tacna	11
Cuadro V.1.11 Región Agraria Cajamarca	12
Cuadro V.1.12 Región Agraria Amazonas	13
Cuadro V.1.13 Región Agraria San Martín	14
Cuadro V.1.14 Región Agraria Huánuco	15
Cuadro V.1.15 Región Agraria Pasco	16
Cuadro V.1.16 Región Agraria Junín	17
Cuadro V.1.17 Región Agraria Huancavelica	18
Cuadro V.1.18 Región Agraria Ayacucho	19




			<u>PAG.</u>
Cuadro V.1.19	Región Agraria	Apurímac	20
Cuadro V.1.20	Región Agraria	Cusco	21
Cuadro V.1.21	Región Agraria	Puno	22
Cuadro V.1.22	Región Agraria	Loreto	23
Cuadro V.1.23	Región Agraria	Ucayali	24
Cuadro V.1.24	Región Agraria	Madre de Dios	25
Cuadro V.1.25	Total Nacional		26
SERIE HISTORICA DE PRODUCCION DE LOS CULTIVOS MAS IMPORTANTES 1970 - 1984			27
CUADRO V.2.1	Región Agraria	Tumbes	28
Cuadro V.2.2	Región Agraria	Piura	29
Cuadro V.2.3	Región Agraria	Lambayeque	30
Cuadro V.2.4	Región Agraria	La Libertad	31
Cuadro V.2.5	Región Agraria	Ancash	32
Cuadro V.2.6	Región Agraria	Lima	33
Cuadro V.2.7	Región Agraria	Ica	34
Cuadro V.2.8	Región Agraria	Arequipa	35
Cuadro V.2.9	Región Agraria	Moquegua	36
Cuadro V.2.10	Región Agraria	Tacna	37
Cuadro V.2.11	Región Agraria	Cajamarca	38
Cuadro V.2.12	Región Agraria	Amazonas	39
Cuadro V.2.13	Región Agraria	San Martín	40
Cuadro V.2.14	Región Agraria	Huánuco	41
Cuadro V.2.15	Región Agraria	Pasco	42
Cuadro V.2.16	Región Agraria	Junín	43




			<u>PAG.</u>
Cuadro V.2.17	Región Agraria	Huancavelica	44
Cuadro V.2.18	Región Agraria	Ayacucho	45
Cuadro V.2.19	Región Agraria	Apurímac	46
Cuadro V.2.20	Región Agraria	Cusco	47
Cuadro V.2.21	Región Agraria	Puno	48
Cuadro V.2.22	Región Agraria	Loreto	49
Cuadro V.2.23	Región Agraria	Ucayali	50
Cuadro V.2.24	Región Agraria	Madre de Dios	51
Cuadro V.2.25	Total Nacional		52
SERIE HISTORICA DE RENDIMIENTOS DE LOS CULTIVOS MAS IMPORTANTES 1970 - 1984			53
Cuadro V.3.1	Región Agraria	Tumbes	54
Cuadro V.3.2	Región Agraria	Piura	55
Cuadro V.3.3	Región Agraria	Lambayeque	56
Cuadro V.3.4	Región Agraria	La Libertad	57
Cuadro V.3.5	Región Agraria	Ancash	58
Cuadro V.3.6	Región Agraria	Lima	59
Cuadro V.3.7	Región Agraria	Ica	60
Cuadro V.3.8	Región Agraria	Arequipa	61
Cuadro V.3.9	Región Agraria	Moquegua	62
Cuadro V.3.10	Región Agraria	Tacna	63
Cuadro V.3.11	Región Agraria	Cajamarca	64
Cuadro V.3.12	Región Agraria	Amazonas	65
Cuadro V.3.13	Región Agraria	San Martín	66
Cuadro V.3.14	Región Agraria	Huánuco	67
Cuadro V.3.15	Región Agraria	Pasco	68
Cuadro V.3.16	Región Agraria	Junín	69

1
2
3
4
5
6
7
8
9
10
11
12
13
14
15
16
17
18
19
20
21
22
23
24
25
26
27
28
29
30
31
32
33
34
35
36
37
38
39
40
41
42
43
44
45
46
47
48
49
50
51
52
53
54
55
56
57
58
59
60
61
62
63
64
65
66
67
68
69
70
71
72
73
74
75
76
77
78
79
80
81
82
83
84
85
86
87
88
89
90
91
92
93
94
95
96
97
98
99
100

			<u>PAG.</u>
Cuadro V.3.17	Región Agraria	Huancavelica	70
Cuadro V.3.18	Región Agraria	Ayacucho	71
Cuadro V.3.19	Región Agraria	Apurímac	72
Cuadro V.3.20	Región Agraria	Cusco	73
Cuadro V.3.21	Región Agraria	Puno	74
Cuadro V.3.22	Región Agraria	Loreto	75
Cuadro V.3.23	Región Agraria	Ucayali	76
Cuadro V.3.24	Región Agraria	Madre de Dios	77
SERIE HISTORICA DE PRECIOS DE LOS CULTIVOS MAS IMPORTANTES 1970 - 1984			78
Cuadro V.4.1	Región Agraria	Tumbes	79
Cuadro V.4.2	Región Agraria	Piura	80
Cuadro V.4.3	Región Agraria	Lambayeque	81
Cuadro V.4.4	Región Agraria	La Libertad	82
Cuadro V.4.5	Región Agraria	Ancash	83
Cuadro V.4.6	Región Agraria	Lima	84
Cuadro V.4.7	Región Agraria	Ica	85
Cuadro V.4.8	Región Agraria	Arequipa	86
Cuadro V.4.9	Región Agraria	Moquegua	87
Cuadro V.4.10	Región Agraria	Tacna	88
Cuadro V.4.11	Región Agraria	Cajamarca	89
Cuadro V.4.12	Región Agraria	Amazonas	90
Cuadro V.4.13	Región Agraria	San Martín	91
Cuadro V.4.14	Región Agraria	Huánuco	92
Cuadro V.4.15	Región Agraria	Pasco	93
Cuadro V.4.16	Región Agraria	Junín	94



			<u>PAG.</u>
Cuadro V.4.17	Región Agraria	Huancavelica	95
Cuadro V.4.18	Región Agraria	Ayacucho	96
Cuadro V.4.19	Región Agraria	Apurímac	97
Cuadro V.4.20	Región Agraria	Cusco	98
Cuadro V.4.21	Región Agraria	Puno	99
Cuadro V.4.22	Región Agraria	Loreto	100
Cuadro V.4.23	Región Agraria	Ucayali	101
Cuadro V.4.24	Región Agraria	Madre de Dios	102
SERIE HISTORICA DEL VALOR BRUTO DE LA PRODUCCION DE LOS CULTIVOS MAS IMPORTANTES 1970 - 1984 <u>(EN MILES DE DOLARES)</u>			103
Cuadro V.5.1	Región Agraria	Tumbes	104
Cuadro V.5.2	Región Agraria	Piura	105
Cuadro V.5.3	Región Agraria	Lambayeque	106
Cuadro V.5.4	Región Agraria	La Libertad	107
Cuadro V.5.5	Región Agraria	Ancash	108
Cuadro V.5.6	Región Agraria	Lima	109
Cuadro V.5.7	Región Agraria	Ica	110
Cuadro V.5.8	Región Agraria	Arequipa	111
Cuadro V.5.9	Región Agraria	Moquegua	112
Cuadro V.5.10	Región Agraria	Tacna	113
Cuadro V.5.11	Región Agraria	Cajamarca	114
Cuadro V.5.12	Región Agraria	Amazonas	115
Cuadro V.5.13	Región Agraria	San Martín	116
Cuadro V.5.14	Región Agraria	Huánuco	117
Cuadro V.5.15	Región Agraria	Pasco	118
Cuadro V.5.16	Región Agraria	Junín	119



			<u>PAG.</u>
Cuadro V.5.17	Región Agraria	Huancavelica	120
Cuadro V.5.18	Región Agraria	Ayacucho	121
Cuadro V.5.19	Región Agraria	Apurímac	122
Cuadro V.5.20	Región Agraria	Cusco	123
Cuadro V.5.21	Región Agraria	Puno	124
Cuadro V.5.22	Región Agraria	Loreto	125
Cuadro V.5.23	Región Agraria	Ucayali	126
Cuadro V.5.24	Región Agraria	Madre de Dios	127


SERIE HISTORICA DEL VALOR BRUTO DE LA PRODUCCION DE LOS CULTIVOS
MAS IMPORTANTES 1970 - 1984 128

(MILLONES DE SOLES PRECIO 79 DE CADA REGION)


Cuadro V.6.1	Región Agraria	Tumbes	129
Cuadro V.6.2	Región Agraria	Piura	130
Cuadro V.6.3	Región Agraria	Lambayeque	131
Cuadro V.6.4	Región Agraria	La Libertad	132
Cuadro V.6.5	Región Agraria	Ancash	133
Cuadro V.6.6	Región Agraria	Lima	134
Cuadro V.6.7	Región Agraria	Ica	135
Cuadro V.6.8	Región Agraria	Arequipa	136
Cuadro V.6.9	Región Agraria	Moquegua	137
Cuadro V.6.10	Región Agraria	Tacna	138
Cuadro V.6.11	Región Agraria	Cajamarca	139
Cuadro V.6.12	Región Agraria	Amazonas	140
Cuadro V.6.13	Región Agraria	San Martín	141
Cuadro V.6.14	Región Agraria	Huánuco	142
Cuadro V.6.15	Región Agraria	Pasco	143
Cuadro V.6.16	Región Agraria	Junín	144




			<u>PAG.</u>
Cuadro V.6.17	Región Agraria	Huancavelica	145
Cuadro V.6.18	Región Agraria	Ayacucho	146
Cuadro V.6.19	Región Agraria	Apurímac	147
Cuadro V.6.20	Región Agraria	Cusco	148
Cuadro V.6.21	Región Agraria	Puno	149
Cuadro V.6.22	Región Agraria	Loreto	150
Cuadro V.6.23	Región Agraria	Ucayali	151
Cuadro V.6.24	Región Agraria	Madre de Dios	152
SERIE HISTORICA DE SUPERFICIE COSECHADA DE LOS CULTIVOS MAS IMPORTANTES 1970 - 1984			153
Cuadro V.7.1	Cultivo Arroz		154
Cuadro V.7.2	Cultivo Maíz Amiláceo		155
Cuadro V.7.3	Cultivo Frijol Grano		156
Cuadro V.7.4	Cultivo de Papa		157
Cuadro V.7.5	Cultivo de Trigo		158
Cuadro V.7.6	Cultivo de Algodón		159
Cuadro V.7.7	Cultivo de Caña de Azúcar		160
Cuadro V.7.8	Cultivo de Soya		161
Cuadro V.7.9	Cultivo de Sorgo		162
Cuadro V.7.10	Cultivo de Maíz Amarillo Duro		163
Cuadro V.7.11	Cultivo de Café		164
Cuadro V.7.12	Cultivo de Cebada		165
Cuadro V.7.13	Cultivo de Plátano		166
Cuadro V.7.14	Cultivo de Yuca		167
Cuadro V.7.15	Cultivo de Quinoa		168
Cuadro V.7.16	Cultivo de Limón		169
Cuadro V.7.17	Cultivo de Manzano		170



		<u>PAG.</u>
Cuadro V.7.18	Cultivo de Vid	170
Cuadro V.7.19	Cultivo de Maíz Grano	172
Cuadro V.7.20	Total Nacional	173
SERIE HISTORICA DE PRODUCCION DE LOS CULTIVOS MAS IMPORTANTES		
1970 - 1984		174
Cuadro V.8.1	Cultivo Arroz	175
Cuadro V.8.2	Cultivo Maíz Amiláceo	176
Cuadro V.8.3	Cultivo Frijol Grano	177
Cuadro V.8.4	Cultivo de Papa	178
Cuadro V.8.5	Cultivo de Trigo	179
Cuadro V.8.6	Cultivo de Algodón	180
Cuadro V.8.7	Cultivo de Caña de Azúcar	181
Cuadro V.8.8	Cultivo de Soya	182
Cuadro V.8.9	Cultivo de Sorgo	183
Cuadro V.8.10	Cultivo Maíz Amarillo Duro	184
Cuadro V.8.11	Cultivo Café	185
Cuadro V.8.12	Cultivo de Cebada	186
Cuadro V.8.13	Cultivo de Plátano	187
Cuadro V.8.14	Cultivo de Yuca	188
Cuadro V.8.15	Cultivo de Quinoa	189
Cuadro V.8.16	Cultivo de Limón	190
Cuadro V.8.17	Cultivo de Manzano	191
Cuadro V.8.18	Cultivo de Vid	192
Cuadro V.8.19	Cultivo Maíz Grano	193




	<u>PAG.</u>
SERIE HISTORICA DE PRECIOS DE LOS CULTIVOS MAS IMPORTANTES 1970 - 1984	194
Cuadro V.9.1 Cultivo Arroz	195
Cuadro V.9.2 Cultivo Maíz Amiláceo	196
Cuadro V.9.3 Cultivo Frijol Grano	197
Cuadro V.9.4 Cultivo Papa	198
Cuadro V.9.5 Cultivo de Trigo	199
Cuadro V.9.6 Cultivo de Algodón	200
Cuadro V.9.7 Cultivo Caña de Azúcar	201
Cuadro V.9.8 Cultivo de Soya	202
Cuadro V.9.9 Cultivo de Sorgo	203
Cuadro V.9.10 Cultivo Maíz Amarillo Duro	204
Cuadro V.9.11 Cultivo de Café	205
Cuadro V.9.12 Cultivo de Cebada	206
Cuadro V.9.13 Cultivo de Plátano	207
Cuadro V.9.14 Cultivo de Yuca	208
Cuadro V.9.15 Cultivo de Quinoa	209
Cuadro V.9.16 Cultivo de Limón	210
Cuadro V.9.17 Cultivo de Manzano	211
Cuadro V.9.18 Cultivo de Vid	212




A N E X O B


	Pág. Nº
<u>RECURSO TIERRA</u>	213
CUADRO II.1.1 Delimitación territorial de las Regiones Agrarias	214
CUADRO II.1.2 Extensión de los departamentos en el Perú	215
CUADRO II.1.3 Distribución de la superficie nacional según aptitud en las tres regiones naturales	216
CUADRO II.1.4 Superficie de tierras clasificadas según su aprovechamiento a nivel nacional	216
CUADRO II.1.5 Potencial de tierras según uso en el Perú	217
CUADRO II.1.6 Superficie de tierras de cultivo con riego y en secano	218
CUADRO II.1.7 Regiones Agrarias con mayor área de cultivo (año 1972)	219
CUADRO II.1.8 Regiones Agrarias con menor área de cultivo (año 1972)	219
CUADRO II.1.9 Regiones Agrarias con mayor superficie agrícola irrigada (año 1972)	220
CUADRO II.1.10 Regiones Agrarias con menor superficie agrícola irrigada (año 1972)	220
CUADRO II.1.11 Distribución de las tierras de cultivo en las regiones agrarias (año 1972)	221
CUADRO II.1.12 Incremento de superficie agrícola con riego en el período 1972-1985 por regiones agrarias	222
CUADRO II.1.13 Incremento de áreas agrícolas irrigadas según los censos agropecuarios de 1961 y 1972	223




CUADRO II.1.14	Incremento de la superficie cultivable según los censos agropecuarios de 1961 y - 1972	224
<u>RECURSO HIDRICO</u>		
CUADRO II.2.1	Area cultivada con plan de cultivo y riego en los distritos de riego de la costa (valles) (año agrícola 1974-1975 en Hás)	226
CUADRO II.2.2	Area cultivada sin plan de cultivo y riego (P.C.R.) en los distritos de riego de la costa (Valles) año agrícola 1974-1975 (en Hás.)	232
CUADRO II.2.3	Area cultivada con plan de cultivo y riego en los distritos de riego de la costa (Valles) (año agrícola 1975 - 1976 en Has)	233
CUADRO II.2.4	Area cultivada sin plan de cultivo y riego en los distritos de riego de la costa (Valles) (año agrícola 1975-1976 en Hás)	239
CUADRO II.2.5	Datos básicos de los ríos de la vertiente hidrográfica del Pacífico	240
CUADRO II.2.6	Descargas medias de los ríos de la costa, en m ³ /seg. (período 1960-1982)	243
CUADRO II.2.7	Pronóstico de disponibilidades de agua superficial en miles de m ³ para uso agrícola en los distritos de riego de la costa-peruana campaña agrícola 1982-1983	246
CUADRO II.2.8	Pronóstico de disponibilidades de agua superficial en miles de m ³ para uso agrícola en los distritos de riego de la costa-peruana al 75% campaña agrícola 1984-1985	247




CUADRO II.2.9	Promedio de la calidad de agua para el riego de los principales ríos de la costa - (clasificación tentativa)	249
CUADRO II.2.10	Promedio de volúmenes de agua almacenados en las represas (en millones de m ³) (según registros del último día de cada mes)	252
CUADRO II.2.11	Distribución de pozos por usos según región agraria y cuenca (miles de m ³ por año Mm ³ /año)	253
CUADRO II.2.12	Volumen anual de agua utilizada en los distritos de riego con plan de cultivo y riego (miles m ³) (campana agrícola 1974-1975)	256
CUADRO II.2.13	Volumen de agua utilizada en los distritos de riego con plan de cultivo y riego (miles m ³) (campana agrícola 1975-1976)	258
CUADRO II.2.14	Volumen anual de agua utilizada en los distritos de riego sin planes de cultivo y riego (miles m ³) (campana agrícola 1974-1975)	261
CUADRO II.2.15	Volumen de agua utilizada en los distritos de riego sin plan de cultivo y riego (miles m ³) (campana agrícola 1975-1976)	262
CUADRO II.2.16	Comportamiento de las fuentes de agua (ríos) volúmenes por año agrícola en miles m ³ - (campana agrícola 1974-1975)	263
CUADRO II.2.17	Volumen de agua Nº de usuarios e importe de tarifa 1980 por uso agrario	265
CUADRO II.2.18	Información básica de los distritos de riego (región natural, organización de usuarios e infraestructura de riego)	267




CUADRO II.2.19	Indicadores técnicos a nivel de distritos de riego	269
CUADRO II.2.20	Ubicación de las acciones ejecutadas por la Dirección General de Aguas, Suelos e Irrigaciones en el período 1968-1982	270
CUADRO II.2.21	Estudios agrológicos realizados por la Dirección General de Aguas, Suelos e Irrigaciones (DGASI) en el período 1970-1982	273
<u>TENENCIA DE LA TIERRA Y FORMAS DE GESTION EN EL SECTOR</u>		275
CUADRO III.1.1	Resumen de adquisición de tierras (1962-1984)	276
CUADRO III.1.2	Resumen de ganado expropiado (1962-1984)	277
CUADRO III.2.1	Resumen de las adjudicaciones y transferencias según modalidad (1967-1984)	278
CUADRO III.2.2	Adjudicaciones por regiones naturales según modalidad y clasificación de tierras	279
CUADRO III.2.3	Adjudicaciones por regiones agrarias (1967-1984)	280
CUADRO III.2.4	Adjudicaciones en Irrigaciones y tierras-de selva	281
CUADRO III.2.5	Adjudicaciones por modalidad y períodos (1967-1984)	282
CUADRO III.2.6	Adjudicaciones por Regiones Agrarias de Agosto a Junio 84	283
CUADRO III.2.7	Adjudicación de ganado por regiones y especies (1967-1984)	284
CUADRO III.2.8	Adjudicación de ganado según modalidad (1967-1984)	285



CUADRO III.2.9	Situación de las titulaciones de tierras de montaña (a Junio 1984)	286
CUADRO III.2.10	Adjudicaciones por Regiones Agrarias (Enero-Junio 1984)	287
CUADRO III.2.11	Títulos expedidos por la Dirección General de Reforma Agraria y Asentamiento-Rural y las Direcciones Regionales (del 1º Agosto 80 al 30 Junio 84)	288
CUADRO III.2.12	Evolución cronológica de las titulaciones por condonado	289
CUADRO III.2.13	Superficies cedidas en uso a comunidades nativas (DD.LL. 20653-22175) al 30 Junio 1984	290
CUADRO III.2.14	Titulación a comunidades nativas de selva (DD.LL. 20653-22175) de 1975-1984	291
<u>AMPLIACION DE FRONTERA AGRICOLA</u>		292
CUADRO VI.	Principales dispositivos legales referidos a la Ampliación de la Frontera Agrícola (1969-1985)	293
<u>COMERCIALIZACION</u>		298
CUADRO VII.1.1	Resumen de la evaluación de la infraestructura de almacenamiento y requerimiento de mayor capacidad por departamentos o Regiones Agrarias y por tipo de producto.	299




	Pág. Nº
<u>SECTOR EXTERNO</u>	314
<u>IMPORTACIONES FOB</u>	315
CUADRO VIII.1.1 Importaciones FOB por principales productos (millones de US\$ dólares) Principales alimentos - Otros bienes de consumo - Otros insumos - Bienes de capital - Donaciones y ajustes. Estructura porcentual : Principales alimentos, - otros bienen de consumo 1973-1982	316
CUADRO VIII.1.2 Importaciones FOB por uso o destino económico (millones de US\$ dólares y estructura porcentual). Bienes de consumo Materias primas y productos intermedios- Bienes de capital - Donaciones y ajustes 1973-1982	317
<u>IMPORTACION DE PRODUCTOS AGRICOLAS</u>	319
CUADRO VIII.2.1 Balance Demanda - Oferta arroz 1970-1984 (1)	320
CUADRO VIII.2.2 Serie Histórica del Volumen y valor de importación de arroz. 1970-1984 (2)	321
CUADRO VIII.2.3 Balance Demanda - Oferta Maíz Amarillo - Duro 1970-1984 (1)	322
(1) Producción Nacional (TM)-Importación de granos (TM)-Total de abastecimiento Interno (TM)- % importado.	
(2) Volumen (TM) - Índice (1970:100)- Valor (Miles \$ FOB)- Índice (1970:100)	



CUADRO VIII.2.4	Serie Histórica del Volumen y Valor de <u>Im</u> portación de Maíz Amarillo Duro (2) 1970-1984	323
CUADRO VIII.2.5	Balance Demanda-Oferta Sorgo granífero (1) 1970-1984	324
CUADRO VIII.2.6	Serie Histórica del Volumen y Valor de <u>Im</u> portacion de sorgo granífero (2) 1972-1984	325
CUADRO VIII.2.7	Balance Demanda - Oferta soya grano (1) 1970-1984	326
CUADRO VIII.2.8	Serie Histórica del Volumen y Valor de <u>Im</u> portación de soya grano (2)	327
CUADRO VIII.2.9	Serie Histórica del Volumen y Valor de <u>Im</u> portación de aceite de soya (2) 1970-1984	328
CUADRO VIII.2.10	Serie Histórica del Volumen y Valor de <u>Im</u> portación de Malta Entera (2) 1970-1984	329
CUADRO VIII.2.11	Serie Histórica de Producción Nacional de Trigo Superficie (has.)- Producción (TM)- Rendimiento (Kg/ha.) 1960, 1970-1984	330
CUADRO VIII.2.12	Serie Histórica de la Demanda Interna apa rente de trigo (TM) Producción nacional- Importaciones- Deman da. 1960, 1969-1984	331

(1) Producción Nacional (TM)- Importación de granos (TM)- Total
de abastecimiento interno (TM)- % Importado.


(2) Volumen (TM)- Índice (1970:100)- Valor (Miles de \$ FOB)- In
dice (1970:100)



CUADRO VIII.2.13	Participación del Crédito de la producción de trigo en el avío agrícola total Monto total- Monto aviado para trigo- % - Has. aviadas 1960, 1969-1982	332
CUADRO VIII.2.14	Serie Histórica del Volumen y valor de las importaciones de trigo (2) 1970-1984	333
CUADRO VIII.2.15	Serie Histórica de Producción de Cebada. Superficie (has.)- Producción (TM)- Rendimiento -(Kg/ha.) 1969-1984	334
CUADRO VIII.2.16	Serie Histórica Volumen y Valor de las importaciones de cebada grano (2) 1970-1984	335
CUADRO VIII.2.17	Serie Histórica de la demanda interna aparente de cebada grano en el Perú. Producción Nacional (TM)- Volumen de Importación (TM)- Demanda (TM) 1969-1984	336
CUADRO VIII.2.18	Serie Histórica Volumen y Valor de las Importaciones de avena grano. Volumen TM- Costo (miles \$ FOB) 1972-1984	337
CUADRO VIII.2.19	Balance Demanda- Oferta de Papa (1) 1970-1984	338


(1) Producción Nacional (TM)- Importación de granos (TM)- Total de abastecimiento interno (TM)- % Importado.

(2) Volumen (TM)- Índice (1970:100)- Valor (miles \$ FOB)- Índice (1970:100)



CUADRO VIII.2.20	Serie Histórica del Volumen y Valor de las Importaciones de Papa (2) 1970-1984	339
CUADRO VIII.2.21	Serie Histórica del Volumen y Valor de Importación de lenteja y lentejón (2) 1970-1984	340
CUADRO VIII.2.22	Serie Histórica del Volumen y Valor de Importación de azúcar (2) 1980-1984	341
CUADRO VIII.2.23	Serie Histórica del Volumen y Valor de Importación de pimienta (2) 1970-1984	342
CUADRO VIII.2.24	Serie Histórica del Volumen y Valor de Importación del comino (2) 1970-1984	343
CUADRO VIII.2.25	Serie Histórica del Volumen y Valor de Importación de canela y flores de canela (2) 1970-1984	344
CUADRO VIII.2.26	Serie Histórica del Volumen y Valor de Importación de manzana (2) 1970-1974, 1980-1984	345
CUADRO VIII.2.27	Serie Histórica del Volumen y Valor de Importación de peras (2) 1970-1972, 1974, 1979-1984	346
CUADRO VIII.2.28	Serie Histórica del Volumen y Valor de Importaciones de semillas de hortalizas (2) 1970-1984	

(2) Volumen (TM)- Índice (1970:100)- Valor (miles \$ FOB)- Índice (1970:100)




	Pág. Nº
<u>IMPORTACION DE PRODUCTOS PECUARIOS</u>	348
CUADRO VIII.3.1 Serie Histórica del Volumen y Valor de Importaciones de carne de ovino (2) 1970-1978, 1980-1984	349
CUADRO VIII.3.2 Balance demanda- Oferta de carne de ovino (3) 1970-1984	350
CUADRO VIII.3.3 Serie Histórica del Volumen e Importación de carne de vacuno (2) 1970-1978, 1980-1984	351
CUADRO VIII.3.4 Balance Demanda- Oferta de carne de vacuno (3) 1970-1984	352
CUADRO VIII.3.5 Serie Histórica del Volumen y Valor de Importaciones de mondongo (2) 1970-1984	353
CUADRO VIII.3.6 Serie Histórica del Volumen y Valor de Importación de leche en polvo descremada 1970-1984	354
CUADRO VIII.3.7 Serie Histórica del Volumen y Valor de Importación de grasa anhidra de leche 1970-1984	355
CUADRO VIII.3.8 Serie Histórica del Volumen y Valor de las Importaciones de leche para alimentación infantil. 1970-1972	356

(2) Volumen (TM)- Índice (1970:100)- Valor (miles \$ FOB)-Índice (1970:100)

(3) Producción Nacional (TM)- Importación (TM)- Consumo Total - (TM)- % Importado- Consumo per cápita (Kilos)

SERIE HISTORICA DE SUPERFICIE
COSECHADA DE LOS CULTIVOS
MAS IMPORTANTES
1970 - 1984



MINISTERIO NACIONAL DE AGRICULTURA
 OFICINA DE ESTADÍSTICA AGRICOLA

FECHA 26/02/84

CUADRO V.1.1

SERIE HISTORICA DE SUPERFICIE COSECHADA DE LOS CULTIVOS MAS IMPORTANTES : 1970-1984

REGION AGRARIA TUMBES
 (HAS.)

ANOS	1970	1971	1972	1973	1974	1975	1976	1977	1978	1979	1980	1981	1982	1983	1984
TOTAL	7995	8110	8250	7765	9370	8201	9145	10830	10792	11106	11603	12452	11560	2159	7603
TOTAL PROGR	4595	4580	4095	3330	4580	4005	4565	5288	5234	5558	6038	6977	6192	1383	5192
TOT COM HUM	3615	3690	3115	2030	3020	2240	2520	2971	3226	3156	3450	3577	4370	1290	4384
ARROZ CASC	3600	3680	3105	2000	3010	2220	2500	2930	3184	3108	3442	3575	4370	1290	4384
MAIZ AHIL*	15	10	10	30	10	20	20	20	22	22	0	2	0	0	0
FRIJOL GRA	0	0	0	0	0	0	0	0	0	0	0	0	0	0	0
PAPA	0	0	0	0	0	0	0	0	0	0	0	0	0	0	0
TRIGO	0	0	0	0	0	0	0	0	0	0	0	0	0	0	0
TOT COM IND	980	890	980	1300	1560	1765	2045	2317	2008	2402	2588	3400	1822	93	808
ALGODON	180	205	60	20	100	70	0	46	24	30	30	25	20	0	0
CANA DE AZ	300	300	260	410	860	755	1245	1256	1560	2078	2324	3250	1702	2	215
SORGO GRA*	0	25	0	0	0	0	0	0	2	7	1	0	7	0	0
MAIZ AHAR*	500	360	660	870	600	940	800	1015	422	287	233	125	93	91	593
CAFE	0	0	0	0	0	0	0	0	0	0	0	0	0	0	0
OTROS CULTI	3400	3530	4155	4435	4790	4196	4580	5512	5558	5548	5565	5475	5368	776	2411
CEBADA	0	0	0	0	0	0	0	0	0	0	0	0	0	0	0
PLATANO	3170	3390	4000	4200	4430	3895	4300	5114	5110	5165	5054	5000	4566	95	1730
YUCA	130	50	55	85	200	120	100	131	137	43	71	15	35	0	0
QUINUA	0	0	0	0	0	0	0	0	0	0	0	0	0	0	0
LIMON	100	90	100	150	160	181	180	297	311	340	440	460	767	681	681
MANZANO	0	0	0	0	0	0	0	0	0	0	0	0	0	0	0
VID	0	0	0	0	0	0	0	0	0	0	0	0	0	0	0
* MAIZ GRA	500	360	660	870	600	940	800	1036	444	313	241	125	536	91	593



MINISTERIO DE AGRICULTURA
 OFICINA SECTORIAL DE ESTADÍSTICA
 OFICINA DE ESTADÍSTICA AGROPECUARIA

FECHA 26/02/84

CUADRO V.1.2

SERIE HISTORICA DE SUPERFICIE COSECHADA DE LOS CULTIVOS MAS IMPORTANTES : 1970-1984

REGION AGRARIA PIURA
 (MÁS)

ANOS	1970	1971	1972	1973	1974	1975	1976	1977	1978	1979	1980	1981	1982	1983	1984
TOTAL	122597	128956	111268	114355	120738	123938	122240	127460	102477	112948	117917	116846	109141	61392	115827
TOTAL PROGR	111525	119575	102925	106130	112405	116945	115110	115771	93128	103506	107349	107377	99557	50867	104219
TOT CON MUM	44025	43395	34480	39160	37160	38820	41330	39425	32511	36919	38205	47063	51941	38381	55285
ARROZ CASC	19000	21900	11500	16300	14500	16160	13080	18000	17170	17275	19372	23404	29766	17490	35834
MAIZ AMIL*	13000	9070	9360	9315	9730	9805	9650	11939	7320	9438	7347	11271	10451	9805	8132
FRIJOL GRA	4800	4295	4750	4620	4570	4090	4930	3397	2944	4730	3936	4616	4044	3467	2897
PAPA	745	895	970	955	1070	1635	1520	1166	1142	946	1230	1310	1462	1251	1294
TRIGO	6480	7235	7900	7970	7290	7130	7150	4923	3935	4530	6320	6462	6218	6368	7128
TOT CON IND	67500	76180	68445	66970	75245	78125	73780	76346	60617	66587	69144	60314	47616	12486	48934
ALGODON	51000	53700	45460	51710	65000	57310	43270	45352	40516	45250	47257	39716	29885	29	22210
CARA DE AZ	0	0	0	0	0	0	0	0	0	0	0	0	0	0	0
SOYA	2800	4930	4850	4060	1415	3475	1500	117	53	7958	7523	8805	8785	2547	11595
SORGO GRA	11100	14730	15055	9000	5610	14550	2320	17766	5157	8649	10249	7698	4211	4958	9949
MAIZ AMAR*	2600	2820	5080	3200	3220	2790	2790	2410	3370	4730	4135	4095	4735	4952	4952
OTROS CULTI	11072	9381	8343	8225	8333	6993	7130	11699	9349	9442	10568	9469	9584	10525	11608
CEBADA	1270	1305	1270	1135	1195	630	630	365	380	294	630	450	532	649	565
PLAYANO	5200	4750	3750	3470	3490	2405	2700	4085	3559	4093	4453	4485	2020	3980	4167
YUCA	1910	1410	1275	1320	1300	1280	1120	3463	1693	1068	1444	631	1191	493	933
GUINUA	0	0	0	0	0	0	0	0	0	0	0	0	0	0	0
LIMON	2560	1858	1990	2242	2335	2668	2670	3776	3717	3987	4041	3903	5841	5403	5943
MAIZANO	2	3	3	3	3	0	0	0	0	0	0	0	0	0	0
VIO	130	55	55	55	10	10	10	0	0	0	0	0	0	0	0
* MAIZ GRA	24100	23800	24415	23315	15360	24355	27870	29705	13012	18087	17596	18969	14662	14763	18081

1
2
3
4
5
6
7
8
9
10
11
12
13
14
15
16
17
18
19
20
21
22
23
24
25
26
27
28
29
30
31
32
33
34
35
36
37
38
39
40
41
42
43
44
45
46
47
48
49
50
51
52
53
54
55
56
57
58
59
60
61
62
63
64
65
66
67
68
69
70
71
72
73
74
75
76
77
78
79
80
81
82
83
84
85
86
87
88
89
90
91
92
93
94
95
96
97
98
99
100

SERIE HISTORICA DE SUPERFICIE COSECHA DE LOS CULTIVOS MAS IMPORTANTES : 1970-1984

REGION AGRARIA LAMBAYEQUE

(HAS.)

ANOS	1970	1971	1972	1973	1974	1975	1976	1977	1978	1979	1980	1981	1982	1983	1984
TOTAL	83179	81371	80510	82840	85347	83169	85317	86260	63079	73041	43698	67757	65894	71374	94888
TOTAL PROGR	79525	77900	77000	79205	81835	79985	82350	83359	60403	70638	41521	65688	61748	67677	92092
TOT CON HUM	31115	31050	29680	31190	33870	34225	37295	42966	26361	26146	10450	25191	29061	40333	55157
ARROZ CASC	25600	26680	25960	26735	29125	29995	35255	35731	19800	21100	3655	20910	24685	37028	51934
MAIZ AMILM	1230	955	910	1210	1300	1210	1200	3230	2920	1843	3066	2049	2012	2447	2266
FRIJOL GRA	3000	1340	2120	2730	2515	1650	1760	4455	2252	1903	3294	2225	2364	858	957
PAPA	345	390	150	160	330	400	350	189	189	129	135	7	0	0	0
TRIGO	770	1525	540	600	700	970	730	1320	1200	1169	300	0	0	0	0
TOT CON IND	48410	46850	47320	48015	47965	45760	45055	40393	34042	44492	31071	40497	32687	27344	36935
ALGODON	5000	5090	6570	7505	7635	5170	1250	2320	2600	6165	3445	14499	3514	1357	570
CANA DE AZ	21600	19515	20405	21525	23190	21845	22575	23163	22708	23063	22393	19652	22259	18792	23208
SOYA	0	45	5	5	15	15	20	12	0	0	0	55	5	24	24
SORGO GRA	330	390	980	1115	260	1750	350	192	740	300	315	570	266	83	117
MAIZ AMAR*	20600	20940	18500	17000	16000	17500	17900	13800	7720	14126	4467	5270	6192	6637	12565
CAFE	880	870	860	865	865	980	960	956	874	838	451	451	451	451	451
OTROS CULTI	3654	3471	3510	3635	3512	3184	2967	2901	2676	2403	2177	2069	4146	3697	2796
CERADA	500	525	575	505	395	320	315	272	265	169	120	100	95	0	0
PLATANO	780	805	650	650	660	740	720	710	667	639	503	322	250	52	68
YUCA	1560	1200	1070	1245	1155	945	750	719	664	545	510	430	1340	1370	442
QUINUA	0	0	0	0	0	0	0	0	0	0	0	0	0	0	0
LIMON	342	403	719	739	877	888	870	950	850	840	879	1081	2336	2155	2161
MANZANO	12	18	22	22	22	22	22	20	20	20	15	12	10	10	10
VIO	460	520	474	474	403	289	290	230	210	170	150	124	115	110	115
MAIZ GRA	21830	21895	19410	17965	17200	18710	17100	17030	10640	15969	7533	7319	8204	9084	14831



SERIE HISTORICA DE SUPERFICIE COSECHADA DE LOS CULTIVOS MAS IMPORTANTES 1970-1984

REGION AGRARIA LA LIBERTAD

(HAS.)

ANOS	1970	1971	1972	1973	1974	1975	1976	1977	1978	1979	1980	1981	1982	1983	1984
TOTAL	143719	138201	143007	138475	140939	145631	145239	137386	107884	124142	73283	100773	84669	98045	111655
TOTAL PROGR	120020	115365	118255	116125	117075	122735	123725	116303	87853	105382	55492	87760	74541	85960	98366
TOT CON HUM	85530	80425	80250	79335	78130	81195	81705	73912	53376	63867	28785	58767	48148	58341	63716
ARROZ CASC	25650	24760	20985	21000	21000	22265	21570	21326	10659	16327	2413	21711	16921	25768	28121
MAIZ AMILA	13950	10910	14190	13880	13900	13500	13950	11368	19411	8706	2672	4698	4293	4716	4165
FRIJOL GRA	3980	2405	3715	3935	5120	4790	4850	4497	2786	3207	1049	4447	2572	1365	1443
PAPA	15520	15100	14795	15285	13830	16040	15430	16127	14934	16321	14349	11065	11680	11890	13993
TRIGO	26430	27230	25565	25235	24280	24600	24905	20594	15586	19306	8302	16846	12682	14602	15994
TOT CON IND	34490	34940	38005	36790	38945	41540	42020	42391	34477	41515	26707	28993	26393	27619	34650
ALGODON	0	0	120	110	400	300	400	300	0	40	147	6	0	0	0
CARA DE AZ	19450	20070	20250	21375	22815	24370	23250	23836	22499	22964	18445	11396	17148	17456	20825
SOYA	0	0	0	0	0	0	0	0	0	0	0	0	0	0	0
SORGO GRA	50	180	1080	1935	2130	1710	2220	2690	3580	6129	2995	3920	1776	810	1423
MAIZ AMAR	14800	14500	16380	13220	13420	15000	15000	15410	8247	12221	4672	13452	7469	9553	12402
CAFE	190	190	170	170	180	160	150	155	151	161	448	219	0	0	0
OTROS CULTI	23699	22836	24752	22350	23864	22896	21514	21083	20031	18760	17791	13013	10148	12085	13289
CEBADA	19600	19250	21070	18730	20500	19830	19700	18760	17790	16750	15876	12096	8866	10546	11323
PLATANO	650	615	620	620	605	620	620	396	606	580	372	136	157	105	105
YUCA	2875	2400	2570	2510	2275	1865	1600	1413	1125	935	1208	373	725	1066	1493
QUINUA	80	60	25	10	10	10	90	70	85	70	74	50	81	50	50
LIMON	145	150	153	162	162	169	165	170	170	170	56	57	68	65	65
MANZANO	240	240	221	225	219	224	224	207	207	207	136	149	143	143	143
VIT	109	121	93	93	93	53	55	47	48	48	69	124	108	110	110
MAIZ GRA	28750	25410	30570	27080	27320	28500	28950	26778	17658	20927	7344	18150	11762	14069	16567



SERIE HISTORICA DE SUPERFICIE COSECHADA DE LOS CULTIVOS MAS IMPORTANTES : 1970-1984

REGION AGRARIA ANCASH
 (HAS.)

ANOS	1970	1971	1972	1973	1974	1975	1976	1977	1978	1979	1980	1981	1982	1983	1984
TOTAL	147326	145066	129183	125971	127680	124483	127581	136299	122590	106158	64586	94538	79418	72612	63235
TOTAL PROGR	115235	113060	97470	95318	96248	94010	97270	95568	90872	74459	50605	80660	67879	57995	49614
TOT CON HUM	95530	90830	78665	77840	79235	75250	75845	73115	71060	57332	38082	64193	53526	45646	33073
ARROZ CASC	1000	1490	920	920	650	410	380	335	320	514	985	1663	2119	3115	3024
MAIZ AMIL*	26400	23600	20270	22110	22600	21500	22200	21515	20410	14650	11881	15484	14746	13612	11580
FRIJOL GRA	3530	2830	2025	2410	2930	2800	2900	2630	2460	2089	1590	2834	1943	1576	1560
PAPA	35900	31180	22250	20530	19870	18650	18700	19210	19260	20237	10986	16348	16255	13115	4900
TRIGO	31700	32460	33220	31870	33185	31790	31665	29455	28610	19862	12640	27864	18463	14228	12009
TOT CON IND	19705	22230	18805	17478	17013	18760	21425	22453	19812	17127	12523	16467	14353	12349	16541
ALGODON	140	280	700	1780	1320	1500	2025	2455	2420	2173	3211	4106	4179	3160	2646
CANA DE AZ	1370	1700	1525	1615	1875	2310	2350	2424	2514	2259	2103	1574	1851	1952	2026
SOYA	0	0	0	0	35	15	20	0	0	0	0	0	0	0	0
SORGO GRA*	75	50	0	0	0	165	200	110	0	0	0	0	0	0	0
MAIZ AMAR*	18000	20100	16500	14000	13700	14700	15800	17410	14820	12631	7209	10787	8323	7237	11869
CAFE	120	100	80	83	83	70	50	54	58	64	0	0	0	0	0
OTROS CULTI	32091	32006	31713	30653	31432	30473	31311	40731	31718	31699	13981	13878	11539	14617	13621
CEBADA	29520	29595	29165	28020	28815	28220	23115	36935	27710	27535	11716	12202	9881	13245	11692
PLATANU	530	450	490	500	535	460	450	330	340	340	93	166	160	150	155
YUCA	920	800	920	1050	820	680	600	1050	1300	1500	868	546	938	754	1312
QUINUA	470	400	305	340	385	290	345	1480	1665	1640	615	596	205	123	111
LIMON	199	191	191	191	195	190	190	170	160	150	318	145	145	140	141
MANZANO	272	290	310	330	330	331	331	301	303	304	218	130	130	130	135
VIO	180	280	332	352	352	302	280	255	240	230	93	193	180	175	175
* MAIZ GRA.	44400	43700	36770	36110	36300	36200	37000	36925	35230	27281	19090	26271	23069	20849	23449



SERIE HISTORICA DE SUPERFICIE COSECHADA DE LOS CULTIVOS MAS IMPORTANTES : 1970-1984

REGION AGRARIA LIMA
 (HAS.)

ANOS	1970	1971	1972	1973	1974	1975	1976	1977	1978	1979	1980	1981	1982	1983	1984
TOTAL	104219	95774	93399	92047	93256	92428	91177	86929	86821	86089	81477	87663	84649	72771	75137
TOTAL PKOGR	88820	78569	76262	74667	76047	75932	74582	74228	72854	74214	65627	70791	69453	59437	61475
TOT CON HUM	28040	24360	22765	23125	24415	24160	24735	19339	18388	17143	12038	12905	11500	6998	8610
ARROZ CASC	20	0	0	0	0	0	0	4	4	5	0	0	C	C	0
MAIZ AMIL*	4760	3405	3405	3300	3335	2900	1000	2060	1920	2025	1994	745	898	890	985
FRIJOL GRA	5130	4620	4730	4525	4495	4730	4690	4548	4371	4323	3384	2926	2898	1936	2329
PAPA	15600	13600	11625	12450	13640	14400	14400	10310	9798	8615	6629	8911	7395	3951	4900
TRIGO	2530	2920	3005	2850	2945	2130	2645	2417	2295	2175	31	323	309	221	396
TOT CON IND	60780	54209	53497	51542	51632	51772	49847	54889	54466	57071	53589	57386	57953	52439	52865
ALGODON	29000	22940	21420	20250	20200	19800	19000	16188	20465	28550	31400	34232	29156	21690	19072
CAÑA DE AZ	5080	5635	5790	5725	5660	5740	5815	5495	5435	4680	5473	5057	4501	6549	6155
SOYA	30	220	155	170	240	55	330	125	120	125	0	0	0	0	0
SOYAGO GRA*	270	10	30	35	30	175	200	80	50	30	107	70	356	0	0
MAIZ AMAR*	26400	25400	25100	25360	25500	26000	25500	30000	28395	23685	16600	18027	23940	24200	27638
CAFE	0	4	2	2	2	2	2	1	1	1	0	0	0	0	0
OTROS CULTI	15399	17205	17137	17380	17209	16496	15595	14701	13967	13875	15850	17372	15196	13334	13662
CEBADA	3680	6250	6055	5945	5920	5260	5275	4060	4020	3880	3061	3733	1711	435	536
PLATANO	515	520	330	355	355	415	420	428	438	433	905	909	400	382	500
YUCA	1000	700	840	1100	1000	1120	1100	952	880	872	732	687	1040	863	1377
QUINUA	15	10	5	0	0	3	0	0	0	0	2	3	0	0	0
LIMON	153	100	35	33	35	35	35	18	17	17	31	27	27	25	25
MANZANO	5020	4940	5060	5090	5146	5145	5250	5750	5900	6050	8023	8919	8716	8810	8521
VTO	5016	4685	4812	4857	4753	4518	4515	3513	2712	2623	3094	3094	3302	2819	2673
* MAIZ GRA	31160	28620	29505	28660	28835	28900	31500	35060	30315	25710	18603	18772	24638	25090	28623



SERIE HISTORICA DE SUPERFICIE COSECHA DE LOS CULTIVOS MAS IMPORTANTES : 1970-1984

REGION AGRARIA ICA
 (HAS.)

AÑOS	1970	1971	1972	1973	1974	1975	1976	1977	1978	1979	1980	1981	1982	1983	1984
TOTAL	72117	69636	73969	72096	72842	73871	63491	70658	69611	66627	69891	70190	72941	69599	66423
TOTAL PROGR	65355	62620	64190	65300	66065	67315	55755	64052	63165	60316	63470	63845	66687	63640	60634
TOT CON MUM	6815	5410	6395	6640	5980	6015	5060	6305	6860	5490	4834	6117	2798	2947	3874
ARROZ CASC	0	0	0	0	0	0	0	0	0	0	0	0	0	0	0
MAIZ AMIL*	40	20	55	100	170	180	150	1130	1570	1145	1525	1755	373	359	891
FRIJOL GRA	5200	4450	5000	4360	3100	2700	2680	2275	2240	1750	1113	1506	870	589	965
PAPA	1505	830	1165	1615	2155	2700	2680	2275	2075	1970	1858	2503	1514	1972	1981
TRIGO	70	110	175	565	555	435	530	630	975	625	338	353	41	27	37
TOT CON IND	58540	57210	57795	58660	60085	61300	53695	57747	56325	54826	58636	57728	63889	60693	56760
ALGODON	9000	47500	47515	48780	49140	46085	33245	41797	46470	48294	52271	52333	57299	53283	47992
CANA DE AZ	0	0	0	0	0	0	0	0	0	0	0	0	0	0	0
SOYA	0	5	10	980	1700	3465	450	2320	5	1200	1016	427	645	606	441
SORGO GRA*	40	105	270	890	9245	11750	14000	13630	7810	5332	5349	4968	5945	6804	8327
MAIZ AMAR*	8500	9600	13000	8900	9245	11750	14000	13630	7810	5332	5349	4968	5945	6804	8327
CAFE	0	0	0	0	0	0	0	0	0	0	0	0	0	0	0
OTROS CULTI	6762	7016	6779	6796	6777	6556	5736	6606	6426	6311	6421	6345	6254	5959	5789
CEBADA	560	785	380	225	160	280	320	570	400	225	110	233	338	16	17
PLATANO	90	130	150	220	220	170	170	150	130	290	150	100	375	70	68
YUCA	340	160	170	190	185	150	120	180	200	295	297	91	109	147	95
QUINUA	0	0	0	0	0	0	0	0	0	0	0	0	0	0	0
LIMON	11	10	10	10	10	10	10	10	10	10	10	10	10	10	10
MANZANO	461	461	451	451	446	466	466	436	421	421	451	486	490	490	470
VIO	5300	5470	5610	5700	5756	5480	5500	5260	5265	5270	5403	5425	5232	5226	5129
* MAIZ GRA	8540	9620	13055	9000	9415	11930	14150	14730	9380	6477	6874	6723	6318	7163	9218

FECHA 26-02/84

PAG 0

CUADRO V.1.8

SERIE HISTORICA DE SUPERFICIE COSECHADA DE LOS CULTIVOS MAS IMPORTANTES : 1970-1984

REGION AGRARIA AREQUIPA
 (HAS.)

ANOS	1970	1971	1972	1973	1974	1975	1976	1977	1978	1979	1980	1981	1982	1983	1984
TOTAL	31739	28563	28557	27522	28147	27532	27678	29748	28247	28325	28026	30764	33496	29493	28066
TOTAL PROSR	26960	24000	23225	22555	23025	23535	23960	25144	25188	24991	25139	27352	30480	26997	26095
TOT CON HUM	17750	17250	17240	17300	17930	19015	20410	22193	22666	22491	22553	24473	26490	23531	22159
ARROZ CASC	4600	5030	4740	4650	5240	5495	5920	7195	7505	8444	9252	9912	10735	10750	8656
MAIZ AMILA	5000	4500	5000	4700	4610	4500	4865	5670	4815	4133	3414	3402	4047	3461	3473
FRIJOL GRA	3430	3460	3450	3510	3620	4400	5055	5415	6270	6478	6877	7827	8340	6375	7355
PAPA	3380	3055	2700	2890	3210	3210	2753	2723	2968	2539	2755	2958	2854	2448	2255
TRIGO	1340	1205	1350	1550	1580	1410	1520	1160	1108	897	745	427	509	497	420
TOT CON IND	9210	6750	5985	5255	5095	4520	3550	4951	2522	2500	2586	2879	3990	3466	3936
ALGODON	6050	3530	2960	2250	2170	1960	940	739	873	778	1486	1679	2714	2099	2108
CARA DE AZ	745	835	740	620	800	800	810	678	610	933	723	840	572	617	673
SOYA	0	0	0	0	0	0	0	0	0	0	0	0	0	0	0
SORGO GRA	15	5	165	200	325	260	300	11	6	0	0	0	0	0	0
MAIZ ANAR	2400	2380	2120	2185	1800	1500	1500	1523	1033	789	377	360	704	750	1155
CAFE	0	0	0	0	0	0	0	0	0	0	0	0	0	0	0
OTROS CULTI	4779	4563	5332	4967	5122	3997	3918	4604	3059	3334	2887	3412	3016	2496	1971
CEBADA	3750	3560	4350	3995	4155	3110	3015	3572	2131	2455	2023	2612	2092	1688	1140
PLATANO	90	70	60	50	45	40	40	45	28	10	18	15	12	10	10
YUCA	110	145	125	120	105	90	103	214	138	100	85	49	134	61	115
QUINUA	115	90	80	75	70	80	90	133	142	178	98	85	160	120	180
LIJON	19	20	12	12	10	5	5	9	6	6	5	6	6	6	6
MANZANO	259	275	300	310	325	360	360	356	355	362	447	449	419	420	425
VID	426	405	405	405	410	307	305	305	256	221	217	196	193	193	195
MAIZ GRA	7400	6880	7120	6885	6410	6000	5365	7193	5848	4922	3791	3762	4751	4211	4628

CUADRO V.1.9

SERIE HISTORICA DE SUPERFICIE COSECHADA DE LOS CULTIVOS MAS IMPORTANTES : 1970-1984

REGION AGRARIA MOJUEGUA

(HA S.)

ANOS	1970	1971	1972	1973	1974	1975	1976	1977	1978	1979	1980	1981	1982	1983	1984
TOTAL	4442	3681	3400	3395	3558	3715	3156	3443	3080	2752	3067	2805	2663	2328	1850
TOTAL PROGR	3540	2985	2795	2810	3040	3095	2530	2871	2550	2185	2594	2255	2115	2022	1606
TOT CON HUM	3030	2575	2470	2500	2740	2810	2300	2816	2480	2140	2453	2207	1985	2014	1568
ARROZ CASC	0	0	0	0	0	0	0	0	0	0	0	0	0	0	0
MAIZ AMIL*	1100	1130	1165	1210	1070	1100	725	1065	1220	960	1161	891	928	1061	572
FRIJOL GRA	40	50	45	25	15	25	25	30	35	40	28	13	15	0	7
PAPA	1300	1100	1025	1005	1010	1145	1010	1205	895	840	1042	1195	918	939	825
TRIGO	590	295	235	260	645	540	540	516	330	300	222	108	124	14	184
TOT CON IND	510	410	325	310	300	285	230	55	70	45	141	48	130	8	18
ALGODON	10	5	5	0	0	0	0	0	0	0	0	0	0	0	0
CARA DE AZ	0	0	0	0	0	0	0	0	0	0	0	0	0	0	0
SOYA	0	0	0	0	0	0	0	0	0	0	0	0	0	0	0
SORGO GRA	0	0	0	0	0	0	0	0	0	0	0	0	0	0	0
MAIZ AMARO	500	405	320	310	300	285	230	55	70	45	141	48	130	8	18
CAFE	0	0	0	0	0	0	0	0	0	0	0	0	0	0	0
OTROS CULTI	902	696	605	585	518	620	626	572	530	567	473	550	548	306	244
CERADA	620	470	365	320	250	380	380	320	275	300	182	242	248	120	90
PLATANO	0	0	0	0	0	0	0	0	0	0	0	0	0	0	0
YUCA	0	0	0	0	0	0	0	0	0	0	0	0	0	0	0
QUINUA	45	15	15	20	20	20	25	20	20	20	25	33	30	12	0
LIMON	40	29	22	14	14	13	10	12	12	12	14	14	14	14	14
MANZANO	111	100	162	56	150	61	65	109	109	115	118	118	118	118	118
VIO	86	82	141	175	184	146	146	111	114	120	132	141	136	40	10
* MAIZ/GRA	1600	1535	1485	1520	1370	1385	955	1120	1290	1005	1302	939	1058	1069	590

1
2
3
4
5
6
7
8
9
10
11
12
13
14
15
16
17
18
19
20
21
22
23
24
25
26
27
28
29
30
31
32
33
34
35
36
37
38
39
40
41
42
43
44
45
46
47
48
49
50
51
52
53
54
55
56
57
58
59
60
61
62
63
64
65
66
67
68
69
70
71
72
73
74
75
76
77
78
79
80
81
82
83
84
85
86
87
88
89
90
91
92
93
94
95
96
97
98
99
100

CUADRO V.1.10

SERIE HISTORICA DE SUPERFICIE COSECHADA DE LOS CULTIVOS MAS IMPORTANTES : 1970-1984

REGION AGRARIA TACNA
 (HAS.)

ANOS	1970	1971	1972	1973	1974	1975	1976	1977	1978	1979	1980	1981	1982	1983	1984
TOTAL	4818	4387	4789	4524	4383	4541	5513	2631	2890	3747	3627	5726	3512	2991	3047
TOTAL PROGR	4315	3910	4325	4090	3950	4170	3110	2205	2465	3315	3226	3344	3137	2595	2648
TOT CON HUM	2935	2640	2600	2270	2200	2580	2075	2005	2265	3005	2823	2609	2585	2129	2159
ARROZ CASC	0	0	0	0	0	0	0	0	0	0	0	0	0	0	0
MAIZ AMILS	1125	870	995	875	835	1050	585	1210	1330	1835	1859	1623	1506	1282	1208
FRIJOL GRA	1680	1630	1475	1270	1220	1340	1285	685	735	1035	879	864	873	785	809
PAPA	150	140	130	125	145	190	205	110	200	135	85	122	206	62	142
TRIGO															
TOT COM IND	1380	1270	1725	1820	1750	1590	1035	200	200	310	403	735	552	466	489
ALGODON	30	20	20	65	85	50	10	0	0	0	0	0	0	0	0
CARA DE AZ	0	0	0	0	0	15	15	0	0	0	0	0	0	0	0
SOYA	0	0	0	0	0	0	0	0	0	0	0	0	0	0	0
SORGO GRA	0	0	0	0	0	25	0	20	0	0	0	0	0	0	0
MAIZ AMARS	1350	1250	1705	1755	1665	1500	1010	180	200	310	403	735	552	466	489
CAFE	0	0	0	0	0	0	0	0	0	0	0	0	0	0	0
OTROS CULTI	503	477	464	434	433	371	403	426	425	432	401	382	375	396	399
CEBADA	110	65	45	40	35	30	20	10	10	10	14	22	10	10	10
PLATANO	0	0	0	0	0	0	0	0	0	0	0	0	0	0	0
YUCA	0	0	0	0	0	0	0	0	0	0	0	0	0	0	0
QUINUA	0	0	0	0	0	0	0	0	0	0	0	0	0	0	0
LIMON	1	1	1	1	1	1	1	3	3	3	6	6	6	6	6
MANZANO	119	130	134	142	147	133	157	172	176	179	114	98	87	111	113
VIO	273	281	284	251	250	207	225	241	236	240	257	256	272	269	270
MAIZ GRA	2475	2120	2700	2630	2500	2550	1599	1390	1530	2145	2262	2358	2058	1748	1697



CUADRO V.1.11

SERIE HISTORICA DE SUPERFICIE COSECHADA DE LOS CULTIVOS MAS IMPORTANTES : 1970-1984

REGION AGRARIA LAJAMARCA

(HAS.)

ANOS	1970	1971	1972	1973	1974	1975	1976	1977	1978	1979	1980	1981	1982	1983	1984
TOTAL	147073	162632	170495	172982	174778	177258	175790	184714	181858	185188	136922	171525	169240	193594	185370
TOTAL PROGR	122535	135475	145730	146515	148705	150980	149460	153294	151542	154510	104629	139676	149897	165317	157550
TOT CON HUM	104365	112055	110670	111735	113945	114965	113005	112162	108227	107190	57220	86587	101674	114042	104460
ARROZ LASC	12445	13160	9750	9805	9920	12995	11700	8791	10947	11023	8454	11822	12249	15191	15120
MAIZ AMIL*	50200	51400	53000	53580	53400	52800	53000	55148	53454	57329	34400	47879	57012	54789	52497
FRIJOL GRA	15050	13220	13040	13250	14200	12485	13130	12460	13131	13155	3716	7573	7712	13975	9665
PAPA	12920	18620	19740	19060	19260	19450	19350	19611	16496	14167	6050	9263	14270	13189	15900
TRIGO	13750	15625	15140	16040	16765	17235	17425	16152	14199	11486	4600	10050	10431	16898	11278
TOT CON IND	18170	23420	35060	34780	35160	36015	35455	41132	43315	47320	47409	53089	48223	51275	53090
ALGODON	0	0	0	0	0	0	0	0	0	0	0	0	0	0	0
CANA DE AZ	0	0	0	0	0	0	0	0	0	0	0	0	0	0	0
SOYA	5	5	5	5	5	5	5	5	5	5	5	5	5	5	5
SORGO GRA*	6110	7650	7860	7060	7070	7600	3300	8790	8560	9858	6610	12634	8949	12294	14128
MAIZ AMAR*	12050	15770	27195	27710	28080	28390	28090	32200	34200	36400	38977	39023	38577	38501	38574
CAFE															
OTROS CULTI	24538	27157	24765	26467	26073	26278	25330	31420	30316	30678	32293	31849	19343	28277	27820
CEBADA	14820	16080	13140	13700	13260	13000	12900	15663	14570	14285	15218	14699	6200	10613	9329
PLAYANO	5520	6050	6390	7350	7170	7380	7580	8410	8604	8921	8590	9193	6785	6735	6771
YUCA	3720	4570	4860	5000	5210	5470	5400	6145	6639	6971	7480	6199	4862	9456	10285
QUINUA	80	55	55	70	75	95	95	149	150	148	366	296	229	193	150
LIMON	337	332	280	307	318	312	315	315	315	315	418	453	258	271	271
MANZANO	56	45	35	35	35	35	35	30	30	30	198	80	80	80	80
VID	5	5	5	5	5	5	5	8	8	8	8	929	929	929	934
* MAIZ GRA	56310	59040	60860	60640	60470	60400	61300	63938	62014	67187	41010	60513	65961	67083	66625



SERIE HISTORICA DE SUPERFICIE COSECHADA DE LOS CULTIVOS MAS IMPORTANTES : 1970-1984

REGION AGRARIA AMAZONAS
 (HAS.)

AÑOS	1970	1971	1972	1973	1974	1975	1976	1977	1978	1979	1980	1981	1982	1983	1984
TOTAL	47615	45415	48810	50500	50610	48865	51490	57780	56648	62906	65612	61232	78348	75634	94684
TOTAL PROSR	42935	41605	44720	45960	45705	44335	47080	52796	51846	57677	53804	48106	71194	70164	87209
TOT CON HUM	30730	29915	33665	34965	34410	32785	35435	29715	26172	27435	30849	21817	38974	35042	55306
ARROZ CASC	11400	12150	12450	11430	12660	10670	13450	10700	10400	10800	11964	12175	13904	15207	18961
MAIZ AMIL*	9800	9250	11915	13390	12350	12500	12500	10147	8630	9712	11660	5948	18511	14400	18563
FRIJOL GRA	7330	6715	7050	8510	7520	7825	7725	6959	5542	5486	5952	2642	4549	4135	15961
PAPA	1020	930	1600	1085	1415	1350	1330	1416	1284	1064	968	703	1624	930	1194
TRIGO	1180	870	650	950	465	440	430	493	316	373	305	349	386	370	627
TOT COM IND	12205	11690	11055	10995	11295	11550	11645	23081	25674	30242	22955	26289	32220	35122	31903
ALGODON	5	0	0	0	0	0	0	0	0	0	0	0	0	0	0
DE AZ	0	0	0	0	0	0	0	120	650	680	1657	1637	1756	831	29
SOYA	0	0	0	0	0	0	0	0	0	0	0	0	0	0	0
SORGO GRA*	3125	2095	2020	1940	2120	2865	2940	6088	6479	9388	6608	9375	6354	10181	7364
MAIZ AMAR*	9075	9595	9035	9055	9175	8685	3685	16873	18545	20174	14890	15277	24110	24110	24510
CAFE															
OTROS CULTI	4680	3810	4090	4540	4905	4530	4410	4964	4802	5229	11808	13126	7154	5470	7475
CEBADA	800	455	420	480	400	310	300	293	118	190	293	437	250	242	200
PLATANO	1420	1100	1130	1480	1775	2005	1940	1978	2017	2079	4506	4404	2741	2892	4782
YUCA	2110	1940	2230	2265	2410	1905	1850	2397	2371	2659	6314	7311	3430	1969	2126
QUINUA	20	15	15	15	10	10	20	15	10	15	48	59	30	0	0
LIMON	320	290	290	295	305	295	295	281	261	281	844	912	730	364	364
MANZANO	10	10	4	4	4	4	5	5	5	5	3	3	3	3	3
VIO	10	10	1	1	1	1	0	0	0	0	0	0	0	0	0
* MAIZ GRA	12925	11345	13935	15330	14470	15365	15460	16235	15109	19100	18668	15323	24865	24581	25927



M I N I S T E R I O D E A G R I C U L T U R A
 OFICINA SECTORIAL DE ESTADISTICA
 OFICINA DE ESTADISTICA AGROPECUARIA

FECHA 26/02/84

CUADRO V.1.13

SERIE HISTORICA DE SUPERFICIE COSECHADA DE LOS CULTIVOS MAS IMPORTANTES : 1970-1984

REGION AGRARIA SAN MARTIN

(HAS.)

ANOS	1970	1971	1972	1973	1974	1975	1976	1977	1978	1979	1980	1981	1982	1983	1984
TOTAL	58100	63040	51430	47147	44540	49729	51580	51804	65668	81604	83527	92808	96830	104609	126431
TOTAL PROGR	40885	44200	34210	29815	27000	31790	32520	34505	46402	62736	58768	65315	79598	92149	112280
TOT CON HUM	15950	19200	12055	10270	6980	13840	12540	12482	15841	17274	16210	16701	26067	34521	40112
ARROZ CASC	11000	11600	8705	6570	4365	8340	7240	7201	11762	12574	12157	12646	19434	30854	35118
MAIZ AMIL*	4550	7600	3350	3700	4615	5500	5300	5081	3879	4500	4053	4055	6653	3667	4994
FRIJOL GRA	0	0	0	0	0	0	0	0	0	0	0	0	0	0	0
PAPA	0	0	0	0	0	0	0	0	0	0	0	0	0	0	0
TRIGO	0	0	0	0	0	0	0	0	0	0	0	0	0	0	0
TOT CON IND	25335	25000	22155	19545	18020	17950	17980	22023	30561	45462	42558	48614	53511	57628	72168
ALGODON	2200	2790	2605	2000	1940	1325	2000	680	2280	3409	9770	10398	7542	2528	3500
CANA DE AZ	35	10	50	45	70	45	80	118	248	289	288	981	146	18	0
SORGO GRA*	15100	14700	14500	13000	13200	13150	14000	17153	24506	38190	29774	34330	42422	52788	65218
MAIZ AMAR*	8000	7500	5000	4500	2810	3190	3500	3400	3400	3400	2696	2878	3353	2292	3450
OTROS CULTI	17215	18840	17220	17332	17540	17939	18060	17299	19266	18868	24759	27493	17232	12460	14151
CEBADA	0	0	0	0	0	0	0	0	0	0	0	0	0	0	0
PLATANO	10800	12500	12000	12000	12200	12500	12500	12665	13500	14500	15500	14000	10782	9675	11146
YUCA	6200	6120	5000	5100	5100	5180	5300	4394	5511	4093	8934	13163	6115	2437	2657
QUINUA	0	0	0	0	0	0	0	0	0	0	0	0	0	0	0
LIMON	150	150	150	162	170	175	170	175	185	200	235	240	245	258	258
MANZANO	0	0	0	0	0	0	0	0	0	0	0	0	0	0	0
VIO	65	70	70	70	70	84	90	65	70	75	90	90	90	90	90
MAIZ GRA	15100	14700	14500	13000	13200	13150	14000	17353	24706	38390	29774	34330	42422	52788	65218

CUADRO V.1.14

SERIE HISTORICA DE SUPERFICIE COSECHADA DE LOS CULTIVOS MAS IMPORTANTES : 1970-1984

REGION AGRARIA HUAMUCO
 (HAS.)

ANOS	1970	1971	1972	1973	1974	1975	1976	1977	1978	1979	1980	1981	1982	1983	1984
TOTAL	69753	81291	75909	74710	74445	66005	67750	60638	58316	57961	54033	45192	36170	41002	40368
TOTAL PROGR	57875	68970	62785	61290	60380	51955	53655	46856	44841	45180	41613	32902	34684	37350	36030
TOT CON HUM	44490	54900	48120	46850	45810	40110	41605	37692	36485	36820	35838	28803	29751	31250	28654
ARROZ CASC	1670	2110	2000	1890	1770	900	1220	750	630	600	1562	1187	876	542	705
MAIZ AMIL*	11000	11400	12300	11100	10650	10500	13600	7982	7328	8000	7607	6373	4291	6017	5671
FRIJOL GRA	2540	2320	2480	2510	2490	2440	2400	2430	2517	2640	3084	1747	228	559	1220
PAPA	24450	34360	26200	26600	26400	22500	23705	23880	23850	22900	19006	15381	21526	19909	17068
TRIGO	4830	4970	5140	4750	4500	3750	3680	2650	2160	2680	4579	4115	2750	4223	3990
TOT CON IND	13385	14070	14665	14440	14570	11845	12050	9164	8356	8360	5775	4099	4933	6100	7376
ALGODON	10	10	150	180	170	0	200	0	0	0	0	0	0	0	0
CARA DE AZ	180	100	50	60	100	95	250	64	56	60	91	117	40	4	0
SOYA	0	0	0	0	0	0	0	0	0	0	0	0	0	0	0
SORGO GRA*	6300	5800	6370	6100	6200	3450	3500	5600	4800	4800	3664	1927	2343	3491	4726
MAIZ AMAR*	6895	8095	8095	8100	8100	8100	8100	3500	3500	3500	2020	2055	2550	2605	2650
CAFE															
OTROS CULTI	11878	12321	13124	13420	14065	14050	14095	13782	13475	12781	12390	12290	3486	3652	4338
CEBADA	3440	5085	5690	6020	6550	6250	5200	5920	5620	4920	4950	4800	625	860	2300
PLATANO	6235	5210	5510	5615	5715	6025	5020	6020	6020	6020	5500	5500	2013	1452	1327
YUCA	1770	1600	1600	1510	1505	1490	1550	1601	1550	1601	1640	1685	602	1108	516
QUINUA	290	200	150	100	120	110	150	225	210	165	225	170	171	157	120
LIJON	120	141	169	179	175	170	170	75	70	70	70	70	70	70	170
MANZANO	18	15	0	0	0	0	0	0	0	0	0	0	0	0	0
VIO	15	15	0	0	0	0	0	0	0	0	0	0	0	0	0
* MAIZ GRA	17300	17200	18670	17200	16850	13950	14100	13582	12128	12800	11271	8300	6634	9508	10397

M I N I S T E R I O D E A G R I C U L T U R A
 OFICINA SECTORIAL DE ESTADISTICA
 OFICINA DE ESTADISTICA AGROPECUARIA

FECHA 26/02/84

CUADRO V.1.15

PAG 15

SERIE HISTORICA DE SUPERFICIE COSECHADA DE LOS CULTIVOS MAS IMPORTANTES : 1970-1984

REGION AGRARIA PASCO
 (MÁS.)

ANOS	1970	1971	1972	1973	1974	1975	1976	1977	1978	1979	1980	1981	1982	1983	1984
TOTAL	28195	26290	23065	21690	22390	20955	22710	18826	18789	19007	18843	19272	22287	21701	24198
TOTAL PROGR	25855	24105	21275	19765	20420	18805	18710	18877	16840	17062	17154	16993	20542	19589	21549
TOT CON HUM	10755	10305	8925	8965	9660	9665	9610	9677	9840	9847	11001	12283	12185	11856	13575
ARROZ CASC	160	220	240	195	170	120	200	210	283	260	0	0	440	460	600
MAIZ AMIL*	3500	2500	2240	2100	2000	2000	2000	430	2200	2350	1836	2491	1635	1317	1826
FRIJOL GRA	95	135	115	120	140	135	140	117	127	137	0	0	55	114	228
PAPA	6000	6350	5800	6100	6850	6960	5800	5500	6800	6650	8829	9167	9492	9733	10701
TRIGO	1000	1100	530	450	500	450	470	450	430	450	356	625	563	232	2201
TOT COM IND	15100	13800	12350	10800	10760	9140	9100	7200	7000	7215	6153	4710	8357	7733	7974
ALGODON	0	0	0	0	0	0	0	0	0	0	0	0	0	0	0
CARA DE AZ	0	0	0	0	0	0	0	0	0	0	0	0	0	0	0
SOYA	0	0	0	0	0	0	0	0	0	0	0	0	0	0	0
SORGO GRA*	2000	1800	1750	1800	1760	1900	1900	1200	1000	1215	1539	210	1612	968	1009
MAIZ AMAR*	13100	12000	13600	9000	9000	7240	7200	6000	6000	6000	4614	4500	6745	6765	6965
OTROS CULTI	2340	2185	1790	1925	1970	2150	2000	1949	1949	1945	1689	2279	1745	2112	2649
CEBADA	600	500	220	225	200	210	200	150	100	50	50	48	35	38	38
PLATANO	800	700	670	880	700	840	850	844	850	850	572	1000	951	1320	1845
YUCA	650	700	750	670	920	950	800	800	850	890	1050	1215	745	740	752
QUINUA	10	5	0	0	0	0	0	5	5	5	3	2	14	0	0
LIMON	280	280	150	150	150	150	150	150	150	150	14	14	14	14	14
MANZANO	0	0	0	0	0	0	0	0	0	0	0	0	0	0	0
VID	0	0	0	0	0	0	0	0	0	0	0	0	0	0	0
TOTAL MAIZ GRA	5500	4300	3990	3900	3760	3900	3900	3608	3200	3565	3375	2701	3247	2285	2835

Handwritten text in a vertical column on the right side of the page, possibly bleed-through from the reverse side. The characters are dark and appear to be a mix of letters and symbols, but they are not clearly legible due to the image quality and orientation.

MINISTERIO DE AGRICULTURA
 OFICINA SECTORIAL DE ESTADÍSTICA
 OFICINA DE ESTADÍSTICA AGROPECUARIA

FECHA 26/02/84

CUADRO V.1.16

PAG 16

SERIE HISTORICA DE SUPERFICIE COSECHA DE LOS CULTIVOS MAS IMPORTANTES : 1970-1984

REGION AGRARIA JUNIN

(HAS.)

ANOS	1970	1971	1972	1973	1974	1975	1976	1977	1978	1979	1980	1981	1982	1983	1984
TOTAL	171957	171422	137085	138340	137550	124668	123423	124795	122614	124522	112276	120887	127109	128592	122692
TOTAL PROGR	134772	135272	105690	107510	106720	94820	97150	98655	100543	100618	90518	100124	98596	105438	99891
TOT CON NUM	95050	93650	67170	67770	66320	56585	57940	57248	59611	58136	47466	57149	54418	61010	56159
ARROZ CASC	650	500	500	380	340	300	380	560	384	369	714	832	897	1049	933
MAIZ AMILA*	12100	11790	11650	11250	10650	11210	11250	11638	12990	12432	11306	14547	13748	16018	15198
MAIZ JUL GRA*	4900	4860	1400	1350	1350	2365	2400	2230	2382	2385	2318	2092	1942	2045	17972
PAPA	67500	67700	45000	45000	44300	37100	34800	33500	34530	33600	25160	27762	28693	29900	27031
TRIGO	12900	11800	8620	8990	9680	9000	9110	9050	9325	9350	8168	11916	9148	11998	11005
TOT CON IND	39722	41622	38520	39740	40400	38235	39210	41417	40932	42482	43052	42975	44178	44428	43732
ALGODON	10	10	0	0	0	0	0	0	0	0	0	0	0	0	0
CANA DE AZ	0	0	0	0	0	0	0	0	0	0	0	0	0	0	0
SOYA	0	0	5	5	5	10	10	50	86	91	93	215	106	80	62
SORGO GRA*	0	0	0	0	0	0	0	0	0	0	0	0	0	0	0
MAIZ AMAR*	3700	3600	2100	3220	3680	3710	3200	4867	3846	3391	3777	3575	4364	4753	4007
CAFE	37012	39012	36415	37515	37715	35515	36000	36500	37000	39000	39182	39185	39708	39595	39663
OTROS CULTI	37185	36150	31395	30830	30830	29848	27273	26130	22071	23904	21758	20763	28513	23154	22801
CEBADA	26860	25875	22755	22250	21860	20550	21700	18580	14760	16590	14469	13742	21103	15434	15138
PLATANO	6140	6120	5220	5245	5340	5750	5250	4670	4660	4650	5023	4883	5200	5341	4930
YUCA	2645	2645	2125	2090	2435	2565	2330	1855	1671	1730	1330	1267	1450	1604	2048
QUINUA	920	915	760	650	600	590	600	670	610	580	791	665	680	690	600
LIMON	612	587	599	590	590	399	399	370	365	349	133	93	15	70	70
MANZANO	6	6	3	3	3	3	3	5	5	5	13	13	15	15	15
VIO	2	2	2	2	2	0	0	0	0	0	0	0	0	0	0
* MAIZ GRA	14800	14390	13750	13770	13330	13920	14450	16475	16836	15823	15083	18122	18112	20771	19205

Handwritten text in a vertical column on the right side of the page, likely bleed-through from the reverse side. The characters are in a non-Latin script, possibly Hebrew or Arabic, and are arranged in a single column.

M I N I S T E R I O D E A G R I C U L T U R A
 OFICINA SECTORIAL DE ESTADISTICA
 OFICINA DE ESTADISTICA AGROPECUARIA

FECHA 26/02/84

CUADRO V.1.17

PAG 17

SERIE HISTORICA DE SUPERFICIE COSECHA DE LOS CULTIVOS MAS IMPORTANTES : 1970-1984

REGION AGRARIA HUANCABELICA

(HAS.)

ANOS	1970	1971	1972	1973	1974	1975	1976	1977	1978	1979	1980	1981	1982	1983	1984
TOTAL	78427	71577	59728	57029	57414	53862	55060	54330	55790	56940	43746	49718	38038	12927	30227
TOTAL PKOGR	55290	51825	41045	41765	44520	39510	47795	39360	41020	42220	29481	29115	26012	10213	23729
TOT CON HUM	55210	51750	40975	41695	44450	39445	47730	39300	40955	42150	29441	29115	26012	10213	23729
ARROZ CASC	0	0	0	0	0	0	0	0	0	0	0	0	0	0	0
MAIZ AMIL*	17300	16600	15950	16300	18000	16600	15600	15175	15930	15730	9198	9943	9506	3442	10042
FRIJOL GRA	3010	2750	1500	1780	590	1350	1050	1750	985	590	258	283	172	317	1375
PAPA	29500	27800	18700	17500	18400	15770	17200	17475	18290	20000	14194	14316	12221	4360	9567
TRIGO	5400	4600	4825	7115	7460	5725	5080	5930	5750	5830	5791	4573	4113	2094	2745
TOT CON IND	80	75	70	70	70	65	65	60	65	70	40	0	0	0	0
ALGODON	15	10	5	5	5	0	0	0	0	0	0	0	0	0	0
CANA DE AZ	0	0	0	0	0	0	0	0	0	0	0	0	0	0	0
SOYA	0	0	0	0	0	0	0	0	0	0	0	0	0	0	0
SORGO GRA*	0	0	0	0	0	0	0	0	0	0	0	0	0	0	0
MAIZ AMAR*	0	0	0	0	0	0	0	0	0	0	0	0	0	0	0
CAFE	65	65	65	65	65	65	65	60	65	70	40	0	0	0	0
OTROS CULTI	23137	19752	18683	15264	12894	14352	14265	14970	14770	14720	14265	20603	12026	2714	6498
CEBADA	22670	19300	18445	15000	12600	14075	14000	14730	14500	14450	13748	19820	11628	2420	6216
PLATANU	70	70	100	120	150	100	100	135	105	105	88	79	15	15	15
YUCA	20	15	10	10	10	5	5	5	5	5	3	3	5	4	0
QUINUA	345	340	100	110	110	145	140	140	140	140	392	603	283	180	170
LIMON	14	14	16	17	17	20	20	20	20	20	25	63	60	60	60
MANZANO	15	10	15	15	15	5	5	5	5	5	9	35	35	35	37
VID	3	3	2	2	2	2	0	0	0	0	0	0	0	0	0
MAIZ GRA	17300	16600	15950	16300	18000	16600	15600	15175	15930	15730	9198	9943	9506	3442	10042

1
2
3
4
5
6
7
8
9
10
11
12
13
14
15
16
17
18
19
20
21
22
23
24
25
26
27
28
29
30
31
32
33
34
35
36
37
38
39
40
41
42
43
44
45
46
47
48
49
50
51
52
53
54
55
56
57
58
59
60
61
62
63
64
65
66
67
68
69
70
71
72
73
74
75
76
77
78
79
80
81
82
83
84
85
86
87
88
89
90
91
92
93
94
95
96
97
98
99
100

SERIE HISTORICA DE SUPERFICIE COSECHADA DE LOS CULTIVOS MAS IMPORTANTES : 1970-1984

REGION AGRARIA AYACUCHO
 (HAS.)

ANOS	1970	1971	1972	1973	1974	1975	1976	1977	1978	1979	1980	1981	1982	1983	1984
TOTAL	88095	86084	88495	88440	90135	88450	89005	79927	80121	83511	66023	60644	59818	46122	42546
TOTAL PROGR	62260	61665	64555	66070	68000	66465	67250	56690	55701	57876	47379	47492	50825	39941	37558
TOT CON HUM	56930	55830	56410	57480	59200	57165	57750	47230	45561	46001	33793	35097	36791	22092	20629
ARROZ CASC	230	260	200	250	295	270	360	300	360	400	168	200	268	696	795
MAIZ AMIL*	25000	24600	26500	27200	27900	25500	25500	24800	24500	24800	16541	15995	17877	12231	9354
FRIJOL GRA	200	170	210	300	305	295	290	230	213	240	390	353	348	373	334
PAPA	12000	11600	12500	12030	12300	12400	12200	12030	12300	12350	9753	9128	9895	5519	4960
TRIGO	19500	19200	17000	17700	18400	18700	18400	9900	8188	8211	6941	9421	8403	3273	5186
TOT CON IND	5330	5835	8145	8590	8800	9300	9500	9460	10140	11875	13586	12395	14034	17849	16929
ALGODON	155	215	140	185	195	100	150	60	50	30	0	0	0	0	0
CANA DE AZ	0	0	0	0	0	0	0	0	0	0	0	0	0	0	0
SOYA	0	0	0	0	0	0	0	5	5	5	0	0	0	0	0
SORGO GRA*	1175	1120	1000	1200	1100	1200	1350	1190	1080	1235	3342	1951	1499	3058	2168
MAIZ AMAR*	4000	4500	7000	7200	7500	8000	8000	8200	9000	10600	10244	10444	12535	14791	14761
OTROS CULTI	25835	24419	23940	22370	22135	21985	21755	23237	24420	25635	18644	13152	8993	6181	4988
CEREA DA	23200	22000	22000	20500	20150	20000	20000	21020	22000	23000	17922	12182	8216	4672	3581
PLATANO	400	400	420	450	480	520	520	950	1050	1100	298	458	266	650	644
YUCA	1320	1110	950	980	1020	1000	700	900	980	1135	181	170	309	682	592
QUINUA	630	340	340	200	245	240	310	180	190	200	190	290	150	136	130
LYMON	122	130	130	140	150	150	150	130	135	135	39	39	39	30	7
MANZANO	78	79	55	55	55	40	35	42	30	30	10	9	9	7	4
VID	85	75	55	55	55	40	40	35	35	35	4	4	4	4	4
* MAIZ GMA	26175	25720	27500	28400	29000	26700	21850	25990	25580	26035	19883	17946	19376	15289	11522



SERIE HISTORICA DE SUPERFICIE COSECHADA DE LOS CULTIVOS MAS IMPORTANTES : 1970-1984

REGION AGRARIA APURIMAC
 (HAS.)

ANOS	1970	1971	1972	1973	1974	1975	1976	1977	1978	1979	1980	1981	1982	1983	1984
TOTAL	38007	41709	42372	43320	42186	38811	39720	39401	40610	40160	29778	31171	45583	22169	23699
TOTAL PROGR	34200	37555	38520	39025	38710	34730	35670	35666	36585	36320	25741	27081	40489	19959	19542
TOT CON HUM	34190	37550	38515	39020	38705	34725	35665	34938	35885	35720	25442	26772	40254	19676	19210
ARROZ CASC	0	0	0	0	0	0	0	0	0	0	0	0	0	0	0
MAIZ AMIL*	18200	20700	21900	19500	20100	19600	21200	19200	19250	19450	13528	12432	24267	12233	9702
FRIJOL GRA	300	370	540	425	605	750	750	680	735	770	1145	1605	1511	969	1135
PAPA	12600	13380	12050	15125	14700	10860	11600	12000	12600	12350	8477	9807	11408	6045	6893
TRIGO	3090	3100	4025	3930	3300	3515	3115	3058	3300	3150	2292	2928	3048	429	1480
TOT CON IND	10	5	5	5	5	5	5	728	700	600	299	309	235	283	332
ALGODON	0	0	0	0	0	0	0	0	0	0	0	0	0	0	0
CANA DE AZ	0	0	0	0	0	0	0	0	0	0	0	0	0	0	0
SOYA	0	0	0	0	0	0	0	0	0	0	0	0	0	0	0
SORGO GRA*	5	0	0	0	0	0	0	0	0	0	0	0	0	0	0
MAIZ AMAR*	0	0	0	0	0	0	0	728	700	600	299	309	235	283	332
CAFE	5	5	5	5	5	5	5	0	0	0	0	0	0	0	0
OTROS CULTI	3807	4154	3852	4295	3476	4081	4050	3735	4025	3840	4037	4090	5094	2210	4157
CEBADA	3420	3730	3490	3850	3085	3640	3580	3330	3610	3420	3533	3210	4580	1715	3700
PLATANO	15	15	20	20	20	30	30	20	20	20	13	18	15	15	15
YUCA	10	15	25	30	20	55	30	30	25	25	51	90	26	17	19
QUINUA	280	275	205	280	230	235	290	290	285	300	361	698	400	390	350
LIMON	45	47	42	45	45	46	45	40	40	40	31	39	40	40	40
MANZANO	45	60	60	60	66	70	70	50	40	30	43	27	25	25	25
VID	12	12	10	10	10	5	5	5	5	5	5	8	8	8	8
* MAIZ GRA.	18200	20700	21900	19500	20100	19600	21200	19200	19250	19450	13827	12741	24522	12516	10034

SERIE HISTORICA DE SUPERFICIE COSECHADA DE LOS CULTIVOS MAS IMPORTANTES : 1970-1984

REGION AGRARIA CUZCO
 (HAS.)

ANOS	1970	1971	1972	1973	1974	1975	1976	1977	1978	1979	1980	1981	1982	1983	1984
TOTAL	73670	68965	75000	74064	72082	69425	71535	81104	81785	84289	84747	86984	89669	86013	81760
TOTAL PROGR	54805	53770	59470	58155	57685	55585	55655	68700	69644	72255	70160	71103	78841	74104	67996
TOT CON HUM	43005	39320	45550	43885	43925	40455	41755	46635	46014	46085	44252	45063	49322	44716	41669
ARROZ CASC	940	660	600	600	400	340	620	650	670	680	960	1060	1043	1237	900
MAIZ AMILO	13500	17300	16350	15500	15320	12000	10930	16834	13337	16850	13634	14634	15799	15072	15107
FRIJOL GRA	1165	1150	1175	1155	1155	260	260	260	401	245	401	308	351	422	412
PAPA	24100	21900	21440	21440	22680	23200	22600	22800	23800	22810	22927	23270	25324	22291	19089
TRIGO	4300	3940	5600	5320	5180	5340	5275	5965	5470	5500	6627	5791	6775	5694	6161
TOT CON IND	11800	14450	13920	14270	13760	15130	15900	22095	23630	26170	25908	26040	29519	29388	26327
ALGODON	0	0	0	0	0	0	0	0	0	0	0	0	0	0	0
CANA DE AZ	0	0	0	0	0	0	0	0	0	0	0	0	0	0	0
SOMA	0	0	0	0	0	0	0	10	10	10	50	0	8	16	17
SOMO GRA	2000	2450	1920	2270	1760	0	0	0	0	0	0	0	0	0	0
CAFE	9800	12000	12000	12000	12000	13000	13500	20000	21500	24000	21410	21141	25598	25694	23191
OTROS CULTI	18865	15195	15530	15909	14397	13840	13680	12404	12141	12034	14587	15881	10828	11909	13764
CEBADA	15170	11510	11880	12075	10175	9460	9500	8920	8500	8500	8691	11765	9140	7708	10078
PLATANO	900	1090	1120	1155	1210	1270	1270	1020	1017	1015	1078	1123	315	887	989
YUCA	2100	2000	2200	2150	2100	2300	2200	1923	2102	1982	4275	2545	1142	2978	1885
QUINUA	450	390	135	330	705	600	345	345	320	335	483	341	123	228	1704
LIMON	207	165	155	159	167	180	167	167	172	172	49	99	100	100	100
MANZANO	38	40	40	40	40	30	30	29	30	30	11	8	8	8	8
VINO	0	0	0	0	0	0	0	0	0	0	0	0	0	0	0
* MALZ GRA	15500	15950	19220	18620	17260	13440	14400	15815	16954	19018	17765	19533	19712	18750	18226

1
2
3
4
5
6
7
8
9
10
11
12
13
14
15
16
17
18
19
20
21
22
23
24
25
26
27
28
29
30
31
32
33
34
35
36
37
38
39
40
41
42
43
44
45
46
47
48
49
50
51
52
53
54
55
56
57
58
59
60
61
62
63
64
65
66
67
68
69
70
71
72
73
74
75
76
77
78
79
80
81
82
83
84
85
86
87
88
89
90
91
92
93
94
95
96
97
98
99
100

SERIE HISTORICA DE SUPERFICIE COSECHADA DE LOS CULTIVOS MAS IMPORTANTES : 1970-1984

REGION AGRARIA PUNO
 (HAS.)

ANOS	1970	1971	1972	1973	1974	1975	1976	1977	1978	1979	1980	1981	1982	1983	1984
TOTAL	92729	93161	93687	89247	87562	81417	82684	83417	85188	82207	78598	78700	83458	37980	54362
TOTAL PROGR	63135	63660	61960	57570	56215	52110	51964	50155	53863	52467	47714	46453	48482	16943	25314
TOT CON MUM	52595	52100	52990	48600	47215	46410	45625	45259	48193	45317	40696	39388	41199	9583	18094
ARROZ CASC	130	140	100	80	90	100	145	180	150	130	192	199	193	169	192
MAIZ AMIL*	1200	1400	1270	1100	1210	1000	600	171	1540	1485	1099	1403	1292	1247	1325
FRIJOL GRA	65	70	50	80	65	20	30	27	25	22	0	0	0	0	0
PAPA	50980	51310	47085	45600	45600	45000	45600	43700	46245	43480	39405	37786	39482	7929	16305
TRIGO	220	190	260	255	250	290	250	181	233	200	0	0	232	238	272
TOT CON IVD	10540	11560	9970	8970	9000	5700	5339	4896	5670	7150	7018	7065	7263	7360	7220
ALGODON	0	0	0	0	0	0	0	0	0	0	0	0	0	0	0
CARA DE AZ	0	0	0	0	0	0	0	0	0	0	0	0	0	0	0
SOYA	0	0	0	0	0	0	0	0	0	0	0	0	0	0	0
SORGO GRA*	0	0	0	0	0	0	0	0	0	0	0	0	0	0	0
MAIZ AMAR*	1540	1560	1470	1770	1800	1900	2300	396	1470	1650	1918	1585	1635	1712	1777
CAFE	9000	10000	7500	7200	7200	3800	3039	3500	4200	5500	5100	5480	5648	5648	5443
OTROS CULTI	29594	29501	31727	31677	31347	29307	30720	35262	31325	29740	30884	32247	34976	21037	29048
CEBADA	15740	16450	19480	19320	19630	17360	17440	16330	14783	15547	16088	18145	17837	10718	15221
PLATANO	600	650	700	700	700	730	760	650	600	495	400	646	632	615	712
YUCA	600	770	640	590	600	500	500	430	320	250	90	146	172	193	178
QUINUA	12640	11615	13890	11050	10400	10695	12000	15865	15607	13435	14293	13298	16314	9491	12917
LIMON	14	16	17	17	17	22	20	17	15	13	13	12	21	20	20
MANZANO	0	0	0	0	0	0	0	0	0	0	0	0	0	0	0
VID	0	0	0	0	0	0	0	0	0	0	0	0	0	0	0
* MAIZ GRA	2740	2960	2740	2870	3010	2900	2900	2567	3010	3135	3017	2988	2927	2959	3102

1
2
3
4
5
6
7
8
9
10
11
12
13
14
15
16
17
18
19
20
21
22
23
24
25
26
27
28
29
30
31
32
33
34
35
36
37
38
39
40
41
42
43
44
45
46
47
48
49
50
51
52
53
54
55
56
57
58
59
60
61
62
63
64
65
66
67
68
69
70
71
72
73
74
75
76
77
78
79
80
81
82
83
84
85
86
87
88
89
90
91
92
93
94
95
96
97
98
99
100

SERIE HISTORICA DE SUPERFICIE COSECHADA DE LOS CULTIVOS MAS IMPORTANTES : 1970-1984

REGION AGRARIA LORETO
 (HAS.)

ANOS	1970	1971	1972	1973	1974	1975	1976	1977	1978	1979	1980	1981	1982	1983	1984
TOTAL	61910	58110	47700	47845	45915	38255	45185	39928	41674	47846	42461	38439	38418	52409	48745
TOTAL PROGR	31620	29680	23820	25010	22975	16215	21550	17898	19634	25796	21701	29672	30681	38595	34279
TOT CON HUM	22200	22760	16765	15920	13760	13100	14645	16258	16169	22502	16381	24839	24283	29386	28648
ARROZ CASC	20000	20200	14350	13200	10900	10800	11945	14545	14117	20668	14900	23360	22561	27258	26671
MAIZ AMIL*	0	0	0	0	0	0	350	744	0	672	0	0	0	0	0
FRIJOL GRA	2200	2560	2415	2720	3260	2300	2700	1363	1308	1162	1481	1479	1722	2126	1977
PAPA	0	0	0	0	0	0	0	0	0	0	0	0	0	0	0
TRIGO	0	0	0	0	0	0	0	0	0	0	0	0	0	0	0
TOT CON IND	9420	6920	7055	9090	9215	3115	5905	1640	3465	3294	5320	4833	6398	9209	5631
ALGODON	20	10	0	0	0	0	0	0	0	0	0	0	0	0	0
CANA DE AZ	0	0	0	0	0	0	0	0	0	0	0	0	0	0	0
SOYA	0	10	15	40	15	50	50	40	45	50	0	0	0	3	5
SORGO GRA*	9000	6500	6920	6700	8820	2715	5500	1520	3220	3144	5220	4733	6273	9093	5506
MAIZ AHAR*	400	400	350	350	350	350	355	100	100	100	100	100	125	113	120
OTROS CULTI	30290	28430	23880	22835	22940	22040	24635	22030	22040	22050	20760	8767	7737	13814	14466
CEBAOA	0	0	0	0	0	0	0	0	0	0	0	0	0	0	0
PLATANO	22000	21000	15500	14100	14000	14500	15305	15000	14500	14000	13697	4042	4160	8802	10124
YUCA	8000	7000	7850	8200	8400	7000	9800	6500	7000	7500	6871	4411	3457	4935	4262
QUINUA	0	0	0	0	0	0	0	0	0	0	0	0	0	0	0
LIMON	290	430	530	535	540	540	530	530	540	550	192	314	120	77	80
MANZANO	0	0	0	0	0	0	0	0	0	0	0	0	0	0	0
VTD	0	0	0	0	0	0	0	0	0	0	0	0	0	0	0
MAIZ GRA*	9000	6500	6690	8700	8850	2715	5500	1650	4064	3816	5220	4733	6273	9893	5506



SERIE HISTORICA DE SUPERFICIE COSECHADA DE LOS CULTIVOS MAS IMPORTANTES : 1970-1984

REGION AGRARIA UCAYALI
 (MÁS.)

ANOS	1970	1971	1972	1973	1974	1975	1976	1977	1978	1979	1980	1981	1982	1983	1984
TOTAL	0	0	0	0	0	0	0	0	0	0	8278	15059	21270	15836	19171
TOTAL PROGR	0	0	0	0	0	0	0	0	0	0	0	9942	15026	7614	9537
TOT CON MUM	0	0	0	0	0	0	0	0	0	0	0	4733	8106	5500	6236
ARROZ CASC	0	0	0	0	0	0	0	0	0	0	0	3682	6691	4801	5558
MAIZ AMIL*	0	0	0	0	0	0	0	0	0	0	0	1051	1415	699	678
FRIJOL GRA	0	0	0	0	0	0	0	0	0	0	0	0	0	0	0
PAPA	0	0	0	0	0	0	0	0	0	0	0	0	0	0	0
TRIGO	0	0	0	0	0	0	0	0	0	0	0	0	0	0	0
TOT CON IND	0	0	0	0	0	0	0	0	0	0	0	5209	6920	2114	3301
ALGODON	0	0	0	0	0	0	0	0	0	0	0	0	0	0	0
CARA DE AZ	0	0	0	0	0	0	0	0	0	0	0	0	0	0	0
SOYA	0	0	0	0	0	0	0	0	0	0	0	0	0	0	0
SORGO GRA	0	0	0	0	0	0	0	0	0	0	0	5209	6920	2114	3301
MAIZ AMAR*	0	0	0	0	0	0	0	0	0	0	0	0	0	0	0
CAFE	0	0	0	0	0	0	0	0	0	0	0	0	0	0	0
OTROS CULTI	0	0	0	0	0	0	0	0	0	0	8278	5117	6244	8222	9634
CEBADA	0	0	0	0	0	0	0	0	0	0	0	0	0	0	0
PLATANO	0	0	0	0	0	0	0	0	0	0	5924	3589	5205	6672	8455
YUCA	0	0	0	0	0	0	0	0	0	0	2204	1461	974	1500	1129
QUINUA	0	0	0	0	0	0	0	0	0	0	0	0	0	0	0
LIMON	0	0	0	0	0	0	0	0	0	0	150	67	65	50	50
MANZANO	0	0	0	0	0	0	0	0	0	0	0	0	0	0	0
VID	0	0	0	0	0	0	0	0	0	0	0	0	0	0	0
* MAIZ GRA	0	0	0	0	0	0	0	0	0	0	0	5209	6920	2114	3301

1
2
3
4
5
6
7
8
9
10
11
12
13
14
15
16
17
18
19
20
21
22
23
24
25
26
27
28
29
30
31
32
33
34
35
36
37
38
39
40
41
42
43
44
45
46
47
48
49
50
51
52
53
54
55
56
57
58
59
60
61
62
63
64
65
66
67
68
69
70
71
72
73
74
75
76
77
78
79
80
81
82
83
84
85
86
87
88
89
90
91
92
93
94
95
96
97
98
99
100

SERIE HISTORICA DE SUPERFICIE COSECHADA DE LOS CULTIVOS MAS IMPORTANTES : 1970-1984

REGION AGRARIA MADRE DE DIOS

(HAS.)

ANOS	1970	1971	1972	1973	1974	1975	1976	1977	1978	1979	1980	1981	1982	1983	1984
TOTAL	4660	5110	4290	4183	4195	3530	5750	4275	4385	4000	3374	4886	4652	4583	5371
TOTAL PROGR	3300	3900	3010	2788	2750	2090	2240	2830	2990	2560	2382	3694	3227	3184	3948
TOT CON HUM	2550	3130	2190	2070	1995	1360	1450	2110	2260	1860	1672	2877	2495	2291	2826
ARROZ CASC	2300	2800	1950	1800	1720	1100	1200	1860	2000	1600	1662	2875	2271	2291	2721
MAIZ AMIL*	0	0	0	0	0	0	0	0	0	0	0	0	0	0	0
FRIJOL GRA	250	330	240	270	275	260	250	250	260	260	10	2	224	0	105
PAPA	0	0	0	0	0	0	0	0	0	0	0	0	0	0	0
TRIGO	0	0	0	0	0	0	0	0	0	0	0	0	0	0	0
TOT CON IND	750	770	820	718	755	730	790	720	730	700	710	817	732	893	1122
ALGODON	0	0	0	0	0	0	0	0	0	0	0	0	0	0	0
CANA DE AZ	0	0	0	0	0	0	0	0	0	0	0	0	0	0	0
SOYA	0	0	0	0	0	0	0	0	0	0	0	0	0	0	0
SORGO GRA*	500	500	550	450	480	450	500	450	480	500	510	627	576	715	940
MAIZ AMAR*	250	270	270	268	275	280	290	270	250	200	200	190	156	178	182
OTROS CULTI	1360	1210	1280	1395	1445	1440	1510	1445	1395	1440	992	1192	1425	1399	1423
CEBADA	0	0	0	0	0	0	0	0	0	0	0	0	0	0	0
PLATANO	580	530	540	550	550	560	560	550	550	550	550	550	652	612	513
YUCA	750	640	700	800	850	830	900	850	800	850	400	600	731	745	868
QUINUA	0	0	0	0	0	0	0	0	0	0	0	0	0	0	0
LIMON	30	40	40	45	45	50	50	45	45	40	42	42	42	42	42
MANZANO	0	0	0	0	0	0	0	0	0	0	0	0	0	0	0
VITD	0	0	0	0	0	0	0	0	0	0	0	0	0	0	0
MAIZ GRA	500	500	550	450	480	450	500	450	460	500	510	627	576	715	940

MINISTERIO DE AGRICULTURA
OFICINA SECTORIAL DE ESTADÍSTICA
OFICINA DE ESTADÍSTICA AGROPECUARIA

FECMA 26/02/84

PAG 25

CUADRO V.1.25

SERIE HISTORICA DE SUPERFICIE COSECHADA DE LOS CULTIVOS MAS IMPORTANTES : 1970-1984

REGION AGRARIA TOTAL NACIONAL

(HA S.)

ANOS	1970	1971	1972	1973	1974	1975	1976	1977	1978	1979	1980	1981	1982	1983	1984
TOTAL	3364684	3357102	3182796	3156974	3180124	3097478	3111838	3149126	2981834	3094152	2650726	2928062	2921706	2651870	2934710
TOTAL PROGR	2698714	2708492	2554664	2541536	2568110	2502234	2517312	2518162	2390366	2503682	2064210	2366434	2459766	2238266	2476706
TOT CON HUM	1772010	1768180	1623320	1621230	1625310	1573890	1603060	1551446	1460812	1468052	1107868	1356652	1447910	1305576	1418624
ARROZ CASC	280790	294680	236110	235610	2311510	244980	265330	262536	220890	251754	183704	302426	338826	390392	480454
MAIZ AMILB	456810	434890	458750	457250	458420	437550	443150	446578	429076	427542	310878	347126	406624	348798	345114
FRIJOL GRA	630390	640100	116770	120810	123890	122610	125110	116398	109444	112292	87758	99172	99856	91138	115138
PAPA	272460	277070	269820	272190	275650	267280	267850	230248	207220	192458	137244	204546	168762	1622936	158548
TOT CON IND	926704	940312	931344	920306	942800	928394	909252	966716	929554	1035630	956342	1009782	1011856	932690	1058082
ALGODON	287650	273630	255160	269320	296380	267340	195580	219874	231396	269438	298034	313988	268818	168292	196196
CANA DE AZ	740	11310	1460	1490	109020	110560	109990	111192	107532	107798	98274	77038	92662	190732	105774
SOYA GRA*	7180	11410	14760	16660	17700	18570	4040	4038	6716	8840	12650	15374	8920	2916	1936
MAIZ AMAR*	307400	312860	307140	276180	269720	297570	327740	324672	33812	31666	23934	27638	23766	8096	21152
CAFE	226884	246392	255444	254576	253250	241244	241562	266258	284428	308442	289014	290076	328582	331590	329824
OTROS CULTI.	665970	648610	628132	615438	612014	595244	601526	630944	591468	590470	586516	561628	461940	413604	458004
CEBADA	372660	365580	361590	346670	338670	325830	325180	339440	303084	305180	257388	261076	206774	162258	182348
ORZANO	133010	132330	118740	119040	120910	121910	124210	124280	126730	131310	146174	121236	94744	101630	118142
YUCA	77480	72810	71940	74190	75240	71090	73056	73056	71912	70088	92084	86380	59088	66298	66168
QUINUA	32740	30070	26040	26500	26456	26456	34494	34462	38878	34462	35972	34554	37652	23540	30788
LIMON	13222	13292	11584	13372	12950	12442	12442	15184	15184	15744	16228	16332	22178	19942	21042
MANZANO	13524	13424	13520	13652	13782	13858	14126	15044	15282	15596	19606	21082	20586	20820	20290
VITO	24334	24158	24718	25014	24712	22898	22932	20150	18398	18090	19064	20968	20938	19746	19226
MAIZ GRA	764210	747690	765890	733430	728140	725120	778890	778250	694746	735954	545314	632784	695732	680862	742314



1. 姓名: _____ 性别: _____ 年龄: _____
 2. 籍贯: _____ 民族: _____
 3. 职业: _____ 学历: _____
 4. 婚姻状况: _____ 子女情况: _____
 5. 健康状况: _____ 兴趣爱好: _____
 6. 自我评价: _____
 7. 其他事项: _____

SERIE HISTORICA DE PRODUCCION DE
LOS CULTIVOS MAS IMPORTANTES
1970 - 1984

1
2
3
4
5
6
7
8
9
10
11
12
13
14
15
16
17
18
19
20
21
22
23
24
25
26
27
28
29
30
31
32
33
34
35
36
37
38
39
40
41
42
43
44
45
46
47
48
49
50
51
52
53
54
55
56
57
58
59
60
61
62
63
64
65
66
67
68
69
70
71
72
73
74
75
76
77
78
79
80
81
82
83
84
85
86
87
88
89
90
91
92
93
94
95
96
97
98
99
100

MINISTERIO DE AGRICULTURA
 OFICINA SECTORIAL DE ESTADISTICA
 OFICINA DE ESTADISTICA AGROPECUARIA

FECHA 26/02/84

CUADRO N.2.1

PAG. 1

SERIE HISTORICA DE PRODUCCION DE LOS CULTIVOS MAS IMPORTANTES : 1970-1984

REGION AGRARIA TUMBES

(T.M.)

ANOS	1970	1971	1972	1973	1974	1975	1976	1977	1978	1979	1980	1981	1982	1983	1984
CULTIVOS PROGRAMADOS															
CONSUMO HUMANO															
ARROZ CASC	16200	19136	14904	8600	13094	10878	12250	16089	16293	16000	17972	19650	29381	5636	24025
MAIZ AMIL*	0	0	0	27	7	20	20	21	20	25	20	2	0	0	0
FRIJOL GRA	10	9	7	0	0	0	0	20	16	22	0	0	0	0	0
PAPA	0	0	0	0	0	0	0	0	0	0	0	0	0	0	0
TRIGO	0	0	0	0	0	0	0	0	0	0	0	0	0	0	0
CONSUMO INDUSTRIAL															
ALGODON	234	178	48	18	82	63	0	44	20	9	25	30	17	0	0
CANA DE AZ	306	310	264	503	1116	1032	1861	1952	2374	3250	3732	6055	3204	0	349
SOYA	0	38	0	0	0	0	0	0	6	16	3	0	22	0	0
SORGO GRA*	1300	941	1644	2514	1500	2518	2400	2766	1219	746	702	379	245	218	1630
MAIZ AMAR*	0	0	0	0	0	0	0	0	0	0	0	0	0	0	0
CAFE	0	0	0	0	0	0	0	0	0	0	0	0	0	0	0
OTROS CULTIVOS															
CEBADA	0	0	0	0	0	0	0	0	0	0	0	0	0	0	0
PLATANO	53890	63054	62000	56700	62020	54530	59340	89638	90018	108527	99018	99258	107832	1770	25049
YUCA	650	215	413	628	1200	1368	1150	645	1086	230	365	75	184	0	0
QUINUA	0	0	0	0	0	0	0	0	0	0	0	0	0	0	0
LIMON	1300	1350	2000	2700	2880	2172	1980	4455	4301	2366	3300	3388	3509	3329	3769
MANZANO	0	0	0	0	0	0	0	0	0	0	0	0	0	0	0
VINO	0	0	0	0	0	0	0	0	0	0	0	0	0	0	0
MAIZ GRA.....	1300	941	1644	2514	1500	2518	2400	2787	1239	771	722	379	245	218	1630

Handwritten text along the right edge of the page, possibly a page number or marginal note.

Main body of the page containing several columns of faint, illegible text, possibly bleed-through from the reverse side.

SERIE HISTORICA DE PRODUCCION DE LOS CULTIVOS MAS IMPORTANTES : 1970-1984

REGION AGRARIA PIURA

(T.M.)

ANOS	1970	1971	1972	1973	1974	1975	1976	1977	1978	1979	1980	1981	1982	1983	1984
------	------	------	------	------	------	------	------	------	------	------	------	------	------	------	------

CULTIVOS PROGRAMADOS

CONSUMO HUMANO

ARROZ CASC	104500	116070	54050	69764	63220	74336	82264	87282	93920	99089	111229	127057	173851	75813	197978
MAIZ AMILLO	9745	9745	13044	10010	10432	10492	12015	15513	8824	10887	5438	9971	8867	7404	5949
FRIJOL GRA	3455	3774	4206	4218	4180	2625	3461	3151	2941	4036	2902	3658	3201	2752	1755
PAPA	4830	7495	8209	8177	9139	13996	12920	11703	11991	9920	10973	12515	14116	14412	15428
TRIGO	4042	7486	8136	8343	7544	7124	7486	4427	4558	5236	6550	6331	5868	5696	5696

CONSUMO INDUSTRIAL

ALGODON	86700	76791	68190	82736	100750	71064	63607	52744	62071	73939	68034	56928	52161	4	49566
CARA DE AZ	0	0	0	0	0	0	0	152	69	0	0	0	0	0	226
SOYA	0	0	14647	12383	4316	8688	22500	35097	36258	26659	22437	29412	28251	6993	35635
SORGO GRA	10640	15283	31619	21840	15428	40165	58149	49038	17271	24219	27578	23472	12928	16266	43130
MAIZ AMARO	32190	33681	3619	1895	1907	1273	1462	1164	1665	2399	2099	2724	3226	3130	3130
CAFE	1560	1709	1826	0	0	0	0	0	0	0	0	0	0	0	0

OTROS CULTIVOS

CEBADA	898	1137	1022	946	972	476	507	237	258	200	620	349	438	580	518
PLATANO	74880	56100	54000	50900	50448	28851	32550	48509	36026	42723	50340	31592	20202	13123	28498
YUCA	15659	12106	13793	11212	11585	9733	13060	31700	15237	9815	7484	4275	5585	2734	5091
QUINUA	0	0	0	0	0	0	0	0	0	0	0	0	0	0	0
LIMON	40577	21890	26331	29837	31152	28498	27980	50904	50959	39760	32769	29288	26320	20048	40424
MANZANO	662	230	248	248	45	45	45	0	0	0	0	0	0	0	0
VIO	0	0	0	0	0	0	0	0	0	0	0	0	0	0	0

* MAIZ GRA 41838 43426 43663 31850 25880 50657 73164 64551 26095 35106 33016 21795 23670 49079

MINISTERIO DE AGRICULTURA
 OFICINA SECTORIAL DE ESTADÍSTICA
 OFICINA DE ESTADÍSTICA AGRPECUARIA

FECHA 26/02/84

CUADRO V.2.3

PAG 3

SERIE HISTORICA DE PRODUCCION DE LOS CULTIVOS MAS IMPORTANTES : 1970-1984

REGION: AGRARIA LAMBAYEQUE

(T.M.)

AÑOS	1970	1971	1972	1973	1974	1975	1976	1977	1976	1979	1980	1981	1982	1983	1984
------	------	------	------	------	------	------	------	------	------	------	------	------	------	------	------

CULTIVOS PROGRAMADOS

CONSUMO HUMANO

ARROZ CASC	112128	116858	122012	125655	136888	145476	159648	159432	89991	98748	18500	130806	122816	163033	304248
MAIZ AMILLO	393	523	476	507	656	700	700	159432	2166	1461	2970	2778	2302	3114	2582
FRIJOL GRA	1626	706	1171	1542	1541	994	1088	1793	1422	1692	1784	1348	1516	815	761
PAPA	1600	2990	500	283	1010	1260	1125	780	611	431	1347	115	0	0	0
TRIGO	260	1964	270	296	334	490	360	752	636	731	240	0	0	0	0

CONSUMO INDUSTRIAL

ALGODON	6800	8246	3986	11182	11453	7807	1438	5480	3640	9241	6786	28808	6316	1087	1092
CANA DE AZ	3218400	3199094	3377844	3277181	3438845	3360744	3377220	3363893	3175532	3164474	2687074	2593600	2829085	2318489	2704731
SOYA	0	27	4	4	13	14	18	11	0	0	0	75	0	19	26
SORGO GRA	376	1053	2313	2955	764	723	1120	597	406	885	1172	1943	807	305	336
MAIZ AMARO	29870	39786	37000	39120	41600	51625	5700	44160	18775	33563	11086	15706	19877	21222	42458
CAFE	233	520	249	279	283	313	308	267	256	248	126	144	265	318	318

OTROS CULTIVOS

CEBADA	133	389	245	213	169	144	149	128	121	90	54	50	41	0	0
PLATANO	9429	10014	7820	6150	8532	9874	3564	9418	8317	8494	3521	2318	12375	466	560
YUCA	0	8689	7487	8809	7886	6847	5570	5512	4770	3969	2958	2580	12974	13688	4320
QUINUA	0	0	0	0	0	0	0	0	0	0	0	0	0	0	0
LIMON	4404	4849	9850	9758	11012	10885	10995	10089	10550	11052	7032	8864	17539	10208	20916
MANZANO	82	126	149	154	176	165	150	144	128	142	115	84	176	55	60
VID	1677	2208	1856	1480	1400	972	972	805	630	578	405	343	180	95	100

* MAIZ GRA : 30263 40309 37476 39607 42256 52278 54400 46826 20961 35024 14056 18484 22179 24336 45840

1
2
3
4
5
6
7
8
9
10
11
12
13
14
15
16
17
18
19
20
21
22
23
24
25
26
27
28
29
30
31
32
33
34
35
36
37
38
39
40
41
42
43
44
45
46
47
48
49
50
51
52
53
54
55
56
57
58
59
60
61
62
63
64
65
66
67
68
69
70
71
72
73
74
75
76
77
78
79
80
81
82
83
84
85
86
87
88
89
90
91
92
93
94
95
96
97
98
99
100

SERIE HISTORICA DE PRODUCCION DE LOS CULTIVOS MAS IMPORTANTES : 1970-1984

REGION AGRARIA LA LIBERIA

(T.M.)

ANOS 1970 1971 1972 1973 1974 1975 1976 1977 1978 1979 1980 1981 1982 1983 1984

CULTIVOS PROGRAMADOS

CONSUMO HUMANO

ARROZ CASC	128230	11420	99574	99750	109800	113106	112850	125996	49260	87839	10120	123173	81971	134099	152624
MAIZ AMIL*	13658	14418	13861	13709	15624	15325	16565	11070	7575	9108	2442	4382	4449	4054	3799
FRIJOL GRA	4712	2669	4340	4376	4739	5042	5530	5055	2766	2963	1124	4362	2382	839	1267
PAPA	122720	108680	112601	115467	105743	121406	115592	98521	90935	117797	57404	112742	92458	97703	116643
TRIGO	25524	21858	24706	23417	22169	22830	23230	22660	16357	20771	7647	17144	12565	13392	15577

CONSUMO INDUSTRIAL

ALGODON	0	0	170	178	656	495	660	495	0	72	235	7	0	0	0
CARA DE AZ	3189800	3760315	3913165	4155193	4371582	4090992	3971100	4097099	3490427	2687018	1664879	1344516	2566516	2714040	3074196
SOYA	0	0	0	0	0	0	0	0	0	0	0	0	0	0	0
SORGO GRA	145	684	4968	8708	10900	6840	9880	16273	15337	22579	8084	11409	6312	2374	5910
MAIZ AMAR*	47360	47125	53798	43032	45996	51600	57600	55598	26276	40990	14219	47225	28021	25205	57271
CAFE	91	94	92	89	108	88	84	85	74	78	251	121	0	0	0

OTROS CULTIVOS

CERADA	18620	14000	19111	16050	16823	17886	17990	17046	16406	11895	11750	12011	8677	9305	10422
PLATANO	9893	6436	6655	5940	5885	6130	6130	4081	5620	5110	3608	1210	1350	830	900
YUCA	32360	26230	28896	26518	22988	18556	15860	16226	11894	9102	11720	4476	10956	12410	18699
QUINUA	47	35	15	6	7	95	105	54	43	35	53	88	81	45	45
LIMON	841	810	916	930	1092	1066	1040	985	960	935	302	291	360	280	300
MANZANO	1704	1608	1329	1418	1413	1447	1344	1231	1185	1139	612	641	715	730	750
VID	669	471	469	479	550	290	1300	185	189	1189	311	459	421	430	430

* MAIZ GRA. 61018 56543 64639 56741 61520 66925 74165 66669 33821 50098 16661 51607 32470 29258 61070

MINISTERIO DE AGRICULTURA
 OFICINA SECTORIAL DE ESTADÍSTICA
 OFICINA DE ESTADÍSTICA AGROPECUARIA

FECHA 26/02/84

CUADRO V.2.5

PAG 5

SERIE HISTORICA DE PRODUCCION DE LOS CULTIVOS MAS IMPORTANTES : 1970-1984

REGION AGRARIA ANCASH

(T.M.)


ANOS	1970	1971	1972	1973	1974	1975	1976	1977	1978	1979	1980	1981	1982	1983	1984
CULTIVOS PROGRAMADOS															
CONSUMO HUMANO															
ARROZ CASC	5200	7599	4784	5152	3575	2255	3345	1993	1905	2778	6078	5592	12720	19516	18745
MAIZ AMILLO	29656	27559	26415	26415	28254	27450	33510	26538	24135	19805	16032	19027	25778	20045	15621
FRIJOL GRA	2904	2346	2439	3138	3138	3046	3050	2954	2834	2347	2174	3664	2746	1966	2083
PAPA	24710	149077	138440	138440	133875	127685	145080	118677	104751	135164	71804	129106	129061	95044	125500
TRIGO	28686	28703	29370	27637	31573	32200	32231	32827	30155	25852	14643	33079	25581	13799	13600
CONSUMO INDUSTRIAL															
ALGODON	202	370	966	2528	1736	2025	3645	3805	3872	3538	6584	8031	8508	5492	4084
CANA DE AZ	164406	310522	305763	319495	368391	443139	425225	405050	353956	289249	202405	195772	215419	196858	171245
SOYA	150	100	0	0	35	474	26	0	0	0	0	0	0	0	0
SORGO GRA.	0	0	0	0	0	0	575	246	0	0	0	0	0	0	0
MAIZ AMARO	54009	69174	61058	53060	50142	52038	62160	67399	56921	48878	28952	42137	33228	29765	52337
CAFE	77	78	59	57	59	50	35	39	45	52	0	0	0	0	0
OTROS CULTIVOS															
CERADA	2889	27432	25886	24802	25962	26246	27170	35033	26554	25882	10054	14642	12237	12897	12602
PLATANO	4330	4330	5030	3380	5278	4872	4755	3396	3455	3422	744	1444	860	960	980
YUCA	10682	8700	10414	11511	10250	8331	7240	13320	16590	19163	11284	6552	14147	9814	18774
QUINUA	380	286	200	236	239	180	212	1081	1081	1054	615	593	100	66	65
LIMON	1162	1115	1139	1171	1158	1186	1147	1068	987	893	3024	1160	1050	1030	1100
MANZANO	1713	1789	2146	2299	2354	2324	2217	2150	1962	1953	1526	1300	1135	1020	1200
VID	648	972	1439	1684	1793	1715	1596	1352	1248	1104	744	688	210	200	200
* MAIZ GRA	83656	94804	88609	79475	78436	79488	92670	95937	81056	68683	44884	61164	59006	49810	67958

SERIE HISTORICA DE PRODUCCION DE LOS CULTIVOS MAS IMPORTANTES : 1970-1984

REGION AGRARIA LIMA

(T.M.)

ANOS	1970	1971	1972	1973	1974	1975	1976	1977	1978	1979	1980	1981	1982	1983	1984
CULTIVOS PROGRAMADOS															
CONSUMO HUMANO															
ARROZ CASC	80	0	0	0	0	0	0	11	11	15	0	0	0	0	0
MAIZ AMIL*	6162	4508	7743	5274	5019	4660	2090	3379	3676	2418	2976	1021	1119	1058	1667
FRIJOL GRA	5528	5732	7792	7374	8140	4690	4667	3388	3177	4699	4271	3117	3105	1839	2522
PAPA	179680	163065	124229	140515	160667	155348	144320	142570	142985	122528	98731	142357	100996	44512	76536
TRIGO	2139	3118	3086	2658	2710	1831	2270	2066	1928	1793	96	407	288	236	471
CONSUMO INDUSTRIAL															
ALGODON	49880	46339	44339	40095	42420	45540	31000	35614	46046	63381	71033	78673	73470	39232	48247
CARA DE AZ	904240	929437	903095	917317	881602	919892	867598	866792	857328	747199	931410	875026	815169	1052384	1168726
SOYA	51	319	155	204	284	66	396	163	144	144	0	0	0	0	0
SORGO GRA*	675	25	175	88	75	490	640	224	140	175	208	162	329	0	0
MAIZ AMAR*	102960	105410	109098	102708	107100	104000	111150	128700	115000	97819	69083	76717	106551	93443	119054
CAFE	0	0	0	0	0	0	0	0	0	0	0	0	0	0	0
OTROS CULTIVOS															
CEBADA	3361	5100	5265	4736	4667	4103	4198	4258	3149	2968	2449	2986	1349	779	804
PLATANO	5268	5592	3976	4301	4549	5031	4950	5050	5166	5118	6154	6181	3980	5120	8858
YUCA	15120	9058	13631	16858	14538	16180	15800	13349	11760	12304	10790	9962	13660	7875	17683
QUINUA	24	8	5	0	0	2	0	0	0	0	1	2	0	0	0
LIMON	1205	760	290	303	325	325	322	161	154	156	310	270	175	175	175
MANZANO	60852	57454	61482	60910	61155	60969	63000	64590	64560	64980	80230	98109	72920	52200	69293
VIO	27000	24162	23773	24888	26615	28144	29120	23897	18181	17826	20730	20730	16648	13101	92238
MAIZ-GRA	109122	109918	113841	107982	112119	108640	116240	132079	117676	100237	72059	77738	107670	94501	120721



FECHA 26/02/84

CUADRO V.2.7

PAG 7

SERIE HISTORICA DE PRODUCCION DE LOS CULTIVOS MAS IMPORTANTES : 1970-1984

REGION AGRARIA ICA
(T.M.)

ANOS	1970	1971	1972	1973	1974	1975	1976	1977	1978	1979	1980	1981	1982	1983	1984
CULTIVOS PROGRAMADOS															
CONSUMO HUMANO															
ARROZ CASC	0	0	0	0	0	0	0	0	0	0	0	0	0	0	0
MAIZ AMIL*	32	18	67	127	286	297	255	1430	2018	1473	1603	1720	668	445	1460
FRIJOL GRA	4992	4672	6000	5886	4309	3240	2970	1890	2104	1505	939	1323	818	500	1136
PAPA	23420	13309	14345	19509	27230	34957	34380	30595	42054	38364	31332	50875	32531	37967	40850
TRIGO	56	148	251	1095	1145	931	1066	1894	2871	1306	710	594	97	16	39
CONSUMO INDUSTRIAL															
ALGODON	92500	91675	92417	92682	93366	94935	62002	75235	78999	88861	93617	98143	104513	54959	89383
CARA DE AZ	0	0	10	0	0	0	0	0	0	0	0	0	0	0	0
SOYA	0	5	10	0	0	0	0	0	0	0	0	0	0	0	0
SORGO GRA*	180	441	1048	3391	5627	10742	12350	7424	6528	4080	3086	1343	2475	2040	1530
MAIZ AMAR*	30600	33600	34500	33820	34299	42300	52500	53816	29668	20257	19949	19124	21710	21214	30710
CAFE	0	0	0	0	0	0	0	0	0	0	0	0	0	0	0
OTROS CULTIVOS															
CEBADA	1257	1745	862	429	272	445	552	993	790	441	275	583	825	26	27
PLATANO	891	1274	1423	1980	2046	1615	1615	1425	1235	855	1350	880	420	142	310
YUCA	6120	2424	2183	2280	2220	1800	1440	2160	2400	3540	3564	801	1053	1056	937
QUINUA	0	0	0	0	0	0	160	0	0	0	0	0	0	0	0
LIQUIN	130	104	125	100	100	100	100	100	100	100	80	70	30	30	30
MAIZANO	7364	8170	4190	4055	4055	4190	5585	5225	4204	3364	3834	4277	1395	636	1168
VIO	20810	29547	25737	27211	27962	27320	27825	23670	26325	26350	30797	29295	22592	18998	18150
* MAIZ GRA	30632	33618	34567	33947	34585	42597	52755	55216	31686	21730	21552	20844	22378	21659	32170

MINISTERIO DE AGRICULTURA
OFICINA SECTORIAL DE ESTADÍSTICA
OFICINA DE ESTADÍSTICA AGROPECUARIA

FECHA 26/02/84

CUADRO V.2.8

PAG 8

SERIE HISTORICA DE PRODUCCION DE LOS CULTIVOS MAS IMPORTANTES : 1970-1984

REGION AGRARIA AREQUIPA

(T.M.)

ANOS	1970	1971	1972	1973	1974	1975	1976	1977	1978	1979	1980	1981	1982	1983	1984
CULTIVOS PROGRAMADOS															
CONSUMO HUMANO															
ARROZ CASO	29900	34707	35029	32922	36994	40800	44814	53653	57909	66657	74285	82870	91566	81415	77825
MAIZ AMIL*	10750	9000	8200	7614	8200	8100	7244	12349	10230	9148	6995	7016	8750	5314	7163
FRIJOL GRA	4452	4770	4828	4560	5171	6202	5140	6492	8001	7899	8683	10588	9640	6027	10057
PAPA	36268	35748	29730	32384	32440	37079	36430	32215	35443	33402	37308	52102	48275	34224	40729
TRIGO	2804	2792	3175	3480	4433	3240	3504	2061	2560	1975	1644	685	1008	965	869
CONSUMO INDUSTRIAL															
ALGODON	9680	6884	5920	4388	4232	3352	1504	1330	2034	1583	2022	2831	5106	2304	4635
CANA DE AZ	85673	94079	87801	74500	96006	112848	119799	92643	92955	146272	112319	116949	82414	98715	86741
SOYA	0	0	0	0	0	0	0	0	0	0	0	0	0	0	0
SORGO GRA*	26	9	413	540	910	855	930	33	18	0	0	0	0	0	0
MAIZ AMAR*	7440	7378	6657	6992	5904	4950	5400	4569	2776	2143	1111	1167	2497	2313	3501
CAFE	0	0	0	0	0	0	0	0	0	0	0	0	0	0	0
OTROS CULTIVOS															
CEBADA	7286	7092	8812	7438	7110	5891	5742	7809	4068	4460	5492	7314	3259	2224	2359
PLATANO	900	728	693	565	540	520	520	612	392	139	252	210	180	80	100
YUCA	946	1438	1275	1248	1061	945	1082	2282	1617	1032	935	539	1631	878	1535
QUINUA	66	53	51	47	49	62	62	84	121	140	78	68	128	90	60
LIMON	115	113	58	53	54	44	20	37	121	147	30	36	130	30	30
MANZANO	2635	2395	2678	2800	2975	3385	3018	3433	2998	3401	4130	4086	3059	2850	3000
VIT0	2924	3151	3018	3230	3110	2293	2215	2414	1778	1809	1259	980	1062	960	970
* MAIZ GRA :	18190	16378	14857	14606	14104	13050	14644	16918	13006	11291	8106	8163	11247	7627	10664

CUADRO V.2.9

SERIE HISTORICA DE PRODUCCION DE LOS CULTIVOS MAS IMPORTANTES : 1970-1984

REGION AGRARIA HOQUEGUA

(T.M.)

ANOS	1970	1971	1972	1973	1974	1975	1976	1977	1978	1979	1980	1981	1982	1983	1984
------	------	------	------	------	------	------	------	------	------	------	------	------	------	------	------

CULTIVOS PROGRAMADOS

CONSUMO HUMANO

ARROZ CASC	0	0	1322	1621	1284	1342	870	1410	1946	1442	2136	1525	1541	1401	1117
MAIZ AMIL*	1650	1582	47	23	14	24	29	29	38	45	31	14	14	0	0
FRIJOL GRA	44	68	665	644	656	7291	8990	8990	7510	6930	9604	13965	9306	7360	9231
PAPA	8415	6808	429	444	1167	888	855	590	426	423	330	156	204	25	255
TRIGO	1014	523	429	444	1167	888	855	590	426	423	330	156	204	25	255

CONSUMO INDUSTRIAL

ALGODON	7	2	3	0	0	0	0	0	0	0	0	0	0	0	0
CARA DE AZ	0	0	0	0	0	0	0	0	0	0	0	0	0	0	0
SOYA	0	0	0	0	0	0	0	0	0	0	0	0	0	0	0
SORGO GRA*	0	0	0	0	0	0	0	0	0	0	0	0	0	0	0
MAIZ AMAR*	1250	1008	800	775	750	713	506	143	182	117	368	138	321	18	33
CAFE	0	0	0	0	0	0	0	0	0	0	0	0	0	0	0

OTROS CULTIVOS

CEBADA	1154	785	652	558	424	659	652	406	388	302	192	224	243	115	81
PLATANO	0	0	0	0	0	0	0	0	0	0	0	0	0	0	0
YUCA	0	0	0	0	0	0	0	0	0	0	0	0	0	0	0
QUINUA	44	17	15	24	22	24	28	16	19	19	22	10	11	10	10
LYCÓN	312	183	126	76	36	72	58	46	53	53	42	67	70	58	60
MANZANO	917	595	309	271	257	303	346	561	632	656	590	590	911	784	524
VIO	446	387	737	815	984	710	769	469	789	511	607	677	915	234	45

* MAIZ GRA : 2900 2590 2122 2396 2034 2055 1376 1553 2128 1559 2504 1663 1862 1419 1150



SERIE HISTORICA DE PRODUCCION DE LOS CULTIVOS MAS IMPORTANTES : 1970-1984

REGION AGRARIA TACNA

(T.M.)

ANOS	1970	1971	1972	1973	1974	1975	1976	1977	1978	1979	1980	1981	1982	1983	1984
------	------	------	------	------	------	------	------	------	------	------	------	------	------	------	------

CULTIVOS PROGRAMADOS

CONSUMO HUMANO

ARROZ CASC	0	0	0	0	0	0	0	0	0	0	0	0	0	0	0
MAIZ AMIL*	1406	1070	1353	1400	1169	1365	878	1827	2039	2859	3110	3015	2690	1679	1880
FRIJOL GRA	13960	13270	9742	8109	7931	11202	10798	6376	7594	12716	12727	14217	10727	8046	10183
PAPA	184	164	207	211	242	331	477	229	590	387	115	241	527	87	284
TRIGO	0	0	0	0	0	0	0	0	0	0	0	0	0	0	0

CONSUMO INDUSTRIAL

ALGODON	28	20	20	65	116	70	13	0	0	0	0	0	0	0	0
CANA DE AZ	0	0	0	0	0	600	600	0	0	0	0	0	0	0	0
SOYA	0	0	0	0	0	0	0	0	0	0	0	0	0	0	0
SORGO GRA	0	0	0	0	0	50	0	44	0	0	0	0	0	0	0
MAIZ AMAR*	2835	2625	3751	3510	3497	2850	1879	450	510	806	895	1940	1657	1105	1392
CAFE	0	0	0	0	0	0	0	0	0	0	0	0	0	0	0

OTROS CULTIVOS

CEBADA	110	62	43	40	32	30	20	10	10	10	15	26	11	10	10
PLATANO	0	0	0	0	0	0	0	0	0	0	0	0	0	0	0
YUCA	0	0	0	0	0	0	0	0	0	0	0	0	0	0	0
QUINUA	0	0	0	0	0	0	0	0	0	0	0	0	0	0	0
LIMON	8	7	6	6	6	6	6	15	15	15	30	27	24	24	24
MANZANO	689	713	794	830	860	743	862	879	905	871	650	392	621	358	352
VID	1670	1677	1727	1506	1500	1230	1155	1583	1362	1207	1736	1664	1602	1199	674

* MAIZ GRA 4241 3695 5104 4910 4666 4215 2757 2277 2549 3665 4005 4955 4347 2784 3272

1
2
3
4
5
6
7
8
9
10
11
12
13
14
15
16
17
18
19
20
21
22
23
24
25
26
27
28
29
30
31
32
33
34
35
36
37
38
39
40
41
42
43
44
45
46
47
48
49
50
51
52
53
54
55
56
57
58
59
60
61
62
63
64
65
66
67
68
69
70
71
72
73
74
75
76
77
78
79
80
81
82
83
84
85
86
87
88
89
90
91
92
93
94
95
96
97
98
99
100

MINISTERIO DE AGRICULTURA
 OFICINA SECTORIAL DE ESTADISTICA
 OFICINA DE ESTADISTICA AGROPECUARIA

FECHA 26/02/84

CUADRO V.2.11

-PAU 11

SERIE HISTORICA DE PRODUCCION DE LOS CULTIVOS MAS IMPORTANTES : 1970-1984

REGION AGRARIA : AJAMARCA

(T.M.)

ANOS	1970	1971	1972	1973	1974	1975	1976	1977	1978	1979	1980	1981	1982	1983	1984
------	------	------	------	------	------	------	------	------	------	------	------	------	------	------	------

CULTIVOS PROGRAMADOS

CONSUMO HUMANO

ARROZ CASC	66261	61776	46147	46864	47208	62339	55693	41434	45981	51582	41878	62638	60040	74338	78137
MAIZ AMIL*	34411	25704	25460	30424	32680	32520	35350	43354	40368	41858	20193	42515	47506	45421	52625
FRIJOL GRA	7433	4825	5772	6102	6539	5679	5642	5680	5986	7080	1758	3696	4296	8339	7793
PAPA	10130	13808	147368	142566	143498	144605	139885	145672	121633	100797	38847	80449	117777	104773	103500
TRIGO	11085	10368	9200	10104	10889	11769	11914	11373	9491	8134	3748	11203	10107	11936	13660

CONSUMO INDUSTRIAL

ALGODON	0	0	0	0	0	0	0	0	0	0	0	0	0	0	0
CANA DE AZ	0	0	0	0	0	0	0	0	0	0	0	0	0	0	0
SOYA	15	30	14	29	30	15	33	184	936	2291	3276	2760	1375	961	787
SORGO GRA*	19576	9574	11258	10664	12115	13847	17020	17546	14568	14792	9712	27540	18067	25814	39078
MAIZ AMAR*	7226	7967	13801	14099	14354	14476	14873	17985	19536	22604	23386	23414	21587	22455	23000
CAFE															

OTROS CULTIVOS

CEBADA	11628	10132	7713	8376	8505	8575	3614	12252	9240	8608	12174	14699	4885	7945	7764
PLATANO	58833	61910	63142	72017	73551	75270	77475	82556	83791	89583	64425	88168	39483	52485	49339
YUCA	29386	31933	33110	34757	37615	39671	39070	54693	51095	54570	143888	89610	45018	86232	101176
QUINUA	82	48	32	42	47	52	66	83	90	92	232	3178	138	116	190
LIMON	2776	2364	1962	2127	2237	2119	2070	4134	2049	2173	2717	3171	2247	3079	3882
MANZANO	306	232	173	178	186	179	178	163	150	156	1235	160	130	130	130
VID	27	27	28	29	30	30	30	48	42	46	48	980	1340	1180	3859

* MAIZ GRA - 44987 35278 36718 41088 44795 46367 52370 60850 54936 56650 29905 70052 65572 71235 91703

SERIE HISTORICA DE PRODUCCION DE LOS CULTIVOS MAS IMPORTANTES : 1970-1984

REGION AGRARIA MAZONAS

(T.M.e.)

ANOS	1970	1971	1972	1973	1974	1975	1976	1977	1978	1979	1980	1981	1982	1983	1984
------	------	------	------	------	------	------	------	------	------	------	------	------	------	------	------

CULTIVOS PROGRAMADOS

CONSUMO HUMANO

ARROZ CASC	58140	56498	57893	53150	58869	50149	61870	47615	47008	49680	61627	62259	71531	68325	108068
MAIZ AMIL*	4998	4162	5123	6695	5002	6250	7500	7141	4372	7652	11877	6103	26536	20783	23959
FRIJOL GRA	2001	1431	1971	2279	2082	2171	2360	2383	2043	2219	3242	1427	2645	2621	7183
PAPA	4282	4872	13313	7756	9981	9095	9098	13194	10047	9703	10774	7598	21011	12008	12049
TRIGO	401	331	293	267	233	224	215	451	164	371	359	350	564	540	530

CONSUMO INDUSTRIAL

ALGODON	2	0	0	0	0	0	0	0	0	0	0	0	0	0	0
CARA DE AZ	0	0	0	0	0	0	0	186	867	938	2961	3247	3290	977	51
SOYA	0	0	0	0	0	0	0	0	0	0	0	0	0	0	0
SORGO GRA:	0	0	0	0	0	0	0	7832	8168	11780	12205	22511	14610	18523	14082
MAIZ AMAR:	2334	2205	2522	2471	3000	4199	4820	11074	12775	16741	11985	12224	11564	15835	14334
CAFE	5094	5620	5341	5262	4886	4616	4530	11074	12775	16741	11985	12224	11564	15835	14334

OTROS CULTIVOS

CEBADA	312	182	176	238	200	174	165	220	95	165	293	437	230	220	180
PLATANO	11964	9085	9856	13090	15538	17607	17042	16079	17198	19011	36601	39636	25816	23552	26316
YUCA	12717	10523	12920	12974	15955	13623	12550	20714	18969	23060	63140	58488	33646	17074	17311
QUINUA	6	4	2	2	2	2	5	4	2	5	24	35	0	0	0
LIMON	3068	2638	2634	2785	2874	2831	2750	3264	3158	3298	13926	10032	4300	2076	3561
MANZANO	46	48	18	20	20	20	25	23	21	22	14	14	12	12	12
VINO	0	0	2	2	2	2	0	0	0	0	0	0	0	0	0

* MAIZ GRA. 7332 6367 7645 9166 8002 10449 12320 14973 12540 19432 24082 28614 41146 39306 38041

SERIE HISTORICA DE PRODUCCION DE LOS CULTIVOS MAS IMPORTANTES : 1970-1984

REGION AGRARIA SAN MARTIN

(T.M.)

ANOS	1970	1971	1972	1973	1974	1975	1976	1977	1978	1979	1980	1981	1982	1983	1984
CULTIVOS PROGRAMADOS															
CONSUMO HUMANO															
ARRDZ CASC	20900	19720	13618	10013	6742	13190	11340	14355	25384	29873	34429	34898	61036	94211	93568
MAIZ AMIL*	0	0	2275	2805	3392	4125	4240	4085	3123	3620	2985	3172	5296	2587	5104
FRJOL GRA	0	0	0	0	0	0	0	0	0	0	0	0	0	0	0
PAPA	0	0	0	0	0	0	0	0	0	0	0	0	0	0	0
TRIGO	0	0	0	0	0	0	0	0	0	0	0	0	0	0	0
CONSUMO INDUSTRIAL															
ALGODON	1595	2009	2318	1480	1474	1027	1500	530	1824	3239	8019	9412	6033	2032	2793
CANA DE AZ	0	0	0	0	0	0	0	0	0	0	0	0	0	0	0
SOYA	27	8	42	43	91	50	101	159	298	405	361	1570	173	18	0
SORGO GRA*	0	0	0	0	0	480	800	1105	216	277	50	47	190	2	0
MAIZ AMAR*	27180	27930	23635	21320	21582	22881	25200	32076	46561	72637	56642	67875	84611	104199	129671
CAFE	4720	3900	2300	2115	1293	1467	1540	2210	2108	2577	2022	2159	1681	1100	2109
OTROS CULTIVOS															
CEBADA	172800	205000	161520	161040	162504	162500	162500	151765	169830	182700	170500	154000	119707	99912	76943
PLATANO	111600	122400	95000	96900	102000	75369	75850	61516	77154	57302	116142	171119	70447	25354	26368
YUCA	0	0	0	0	0	0	0	0	0	0	0	0	0	0	0
QUINUA	1950	1875	1538	1625	1722	1768	1700	1750	1850	2000	1860	1920	1960	2064	2000
LITON	0	0	0	0	0	0	0	0	0	0	0	0	0	0	0
MANZANO	0	0	0	0	0	0	0	0	0	0	0	0	0	0	0
VTD	270	313	327	328	337	414	450	390	420	450	540	540	540	540	540
* MAIZ GRA	27180	27930	23635	21320	21582	22881	25200	32316	46801	72877	56642	67875	84611	104199	129671

MINISTERIO DE AGRICULTURA
 OFICINA SECCIONAL DE ESTADÍSTICA
 OFICINA DE ESTADÍSTICA AGROPECUARIA

FECHA 26/02/84

CUADRO V.2.14

PAG 14

SERIE HISTORICA DE PRODUCCION DE LOS CULTIVOS MAS IMPORTANTES : 1970-1984

REGION AGRARIA -UANUCO
 (T.M.)

ANOS	1970	1971	1972	1973	1974	1975	1976	1977	1978	1979	1980	1981	1982	1983	1984
CULTIVOS PROGRAMADOS															
CONSUMO HUMANO															
ARROZ CASC	2672	4009	3900	3264	3345	1647	2562	1423	1260	1200	2979	2302	1618	1037	1362
MAIZ AMILLO	12004	12504	13965	12595	11238	11250	13370	10677	10218	10470	6970	7395	4991	7042	6562
FRIJUL GRA	2738	2319	2616	2820	2669	2676	2450	2550	2679	2630	3145	1924	189	479	1165
PAPA	156375	224420	166860	116271	168776	144600	155556	157638	162159	166034	140765	99757	150336	167626	135480
TRIGO	4299	4347	4649	4505	4162	3585	3549	2930	2402	2964	6309	4510	2625	5089	3914
CONSUMO INDUSTRIAL															
ALGODON	5	16000	24000	28800	27200	30000	30000	0	0	0	0	0	0	0	0
CARA DE AZ	28800	0	0	0	0	0	0	0	0	0	0	0	0	0	0
SOYA	0	130	90	108	200	190	375	96	84	90	173	140	36	8	0
SORGO GRA*	0	0	0	0	0	0	0	0	0	0	0	0	0	0	0
MAIZ AMAR*	11340	9280	13422	11772	13028	6555	7000	10800	9600	9000	7398	3915	4640	6353	9442
CAFE	3038	3249	3753	3773	3773	3733	3573	2275	2345	2499	1553	1091	1206	1237	2077
OTROS CULTIVOS															
CEBADA	3052	5297	5683	5647	6434	6240	5060	5932	6206	4464	5445	5760	829	1948	2888
PLATANO	74720	67665	68069	68423	69074	60175	65140	75170	72170	72180	132550	132605	48417	33680	28663
YUCA	27920	26002	24673	22895	22857	20210	21342	21260	21333	21847	11562	11984	8994	16628	10150
QUINUA	215	110	81	51	67	66	90	123	126	99	146	161	120	110	84
LIMON	1689	1595	1949	1590	1716	1743	1715	515	515	515	1700	700	630	650	600
MANZANO	1678	28	31	33	35	35	30	25	25	25	25	25	25	25	25
VIO	45	45	0	0	0	0	0	0	0	0	0	0	0	0	0
* MAIZ GRA	23344	21784	27387	24367	23266	17805	20370	21477	19818	19470	17368	11310	9631	13395	16004

SERIE HISTORICA DE PRODUCCION DE LOS CULTIVOS MAS IMPORTANTES : 1970-1984

REGION AGRARIA PASCO

(T.M.)

ANOS	1970	1971	1972	1973	1974	1975	1976	1977	1978	1979	1980	1981	1982	1983	1984
------	------	------	------	------	------	------	------	------	------	------	------	------	------	------	------

CULTIVOS PROGRAMADOS

CONSUMO HUMANO

ARROZ CASC	256	539	336	273	238	164	280	294	396	364	0	0	610	615	681
MAIZ AMILAR	3360	2125	2240	1890	1700	1900	2000	2970	2715	2925	2829	2989	2451	1976	2770
FRIJOL GRA	122	82	113	116	136	129	133	132	144	156	0	0	55	104	300
PAPA	34800	39100	34800	36600	41100	43500	42160	46750	54400	54530	66120	68773	85528	88702	98948
TRIGO	1300	1100	477	450	500	540	517	495	430	495	504	705	904	309	286

CONSUMO INDUSTRIAL

ALGODON	0	0	0	0	0	0	0	0	0	0	0	0	0	0	0
CANA DE AZ	0	0	0	0	0	0	0	0	0	0	0	0	0	0	0
SOYA	0	0	0	0	0	0	0	0	0	0	0	0	0	0	0
SORGO GRA	0	0	0	0	0	0	0	0	0	0	0	0	0	0	0
MAIZ AMAR	3200	2610	3150	3290	3168	3382	3420	3780	2000	2430	2363	420	2680	1637	1743
CAFE	8515	7200	4770	4050	4050	3403	3384	3780	3780	4074	4199	4203	3871	5207	5817

OTROS CULTIVOS

CEBADA	780	455	198	203	180	231	220	115	70	35	45	66	30	30	30
PLATANO	12800	19500	9715	10950	10500	12432	12325	12338	12238	12325	8294	10000	12322	17332	12703
YUCA	8450	7000	11250	13500	13800	14250	12000	12050	12750	13350	15750	25515	12872	11585	10566
QUINUA	3360	3	0	0	0	0	0	3	3	3	2	1	0	0	0
LIMON	0	2800	1200	1200	1200	1275	1283	1275	1275	1275	120	161	140	100	100
MANZANO	0	0	0	0	0	0	0	0	0	0	0	0	0	0	0
VID	0	0	0	0	0	0	0	0	0	0	0	0	0	0	0

* MAIZ GRA 6560 4735 5390 5130 4868 5282 5420 5370 4715 5355 5192 3409 5131 3613 4513

1
2
3
4
5
6
7
8
9
10
11
12
13
14
15
16
17
18
19
20
21
22
23
24
25
26
27
28
29
30
31
32
33
34
35
36
37
38
39
40
41
42
43
44
45
46
47
48
49
50
51
52
53
54
55
56
57
58
59
60
61
62
63
64
65
66
67
68
69
70
71
72
73
74
75
76
77
78
79
80
81
82
83
84
85
86
87
88
89
90
91
92
93
94
95
96
97
98
99
100

SERIE HISTORICA DE PRODUCCION DE LOS CULTIVOS MAS IMPORTANTES : 1970-1984

REGION AGRARIA JUNIN

(T.M.)

AÑOS	1970	1971	1972	1973	1974	1975	1976	1977	1978	1979	1980	1981	1982	1983	1984
------	------	------	------	------	------	------	------	------	------	------	------	------	------	------	------

CULTIVOS PROGRAMADOS

CONSUMO HUMANO

ARROZ CASO	845	635	600	456	408	390	532	784	538	517	915	1241	1295	1520	1344
MAIZ AMIL*	13455	13244	13711	13860	13015	13454	14063	11613	11707	11835	11312	18241	15999	15807	17798
FRIJOL GRA	2176	1633	1633	1585	1590	2570	2600	2572	2624	2431	1838	1572	1814	1831	1817
PAPA	37800	380850	321540	324940	317610	25964	265015	265265	291330	283920	255173	281734	298927	266437	273161
TRIGO	14126	13570	9913	11148	11810	11385	11524	11313	11746	11781	12790	15627	12787	14200	15852

CONSUMO INDUSTRIAL

ALGODON	5	5	0	0	0	0	0	0	0	0	0	0	0	0	0
CARA DE AZ	0	0	10	10	10	20	14	60	103	109	117	296	124	107	81
SOYA	0	0	0	0	0	0	0	0	0	0	0	0	0	0	0
SORGO GRA.	3780	3562	2930	3108	3752	4336	5440	12168	9615	8478	8588	7551	9540	10283	8080
MAIZ AMAK*	21467	20287	18936	19883	19989	18468	18360	20075	21830	26403	25468	25076	21403	20653	18193

OTROS CULTIVOS

CEBADA	32111	31580	28678	28042	27113	24053	24850	13022	13290	19899	23150	21967	25528	16381	19998
PLATANO	110870	104460	88267	86606	90198	80750	74250	60710	60495	60255	50230	46389	39450	43563	45196
YUCA	31650	29254	27975	27236	32266	33815	33682	24054	21631	22400	17290	15037	18715	20395	26864
QUINUA	607	640	518	553	534	502	510	618	458	464	712	650	650	630	540
LINDON	8099	7927	6894	6917	6917	4682	4718	4023	3453	3115	1370	1302	399	183	235
MANCANO	36	59	17	17	18	18	15	24	26	29	117	76	80	80	80
VID	10	9	9	9	9	0	0	0	0	0	0	0	0	0	0

MAIZ GRA	17235	16806	16641	16968	16767	17790	19503	23781	21322	20313	19900	25792	25539	26090	25878
----------	-------	-------	-------	-------	-------	-------	-------	-------	-------	-------	-------	-------	-------	-------	-------

SERIE HISTORICA DE PRODUCCION DE LOS CULTIVOS MAS IMPORTANTES : 1970-1984

REGION AGRARIA GUANCAVELICA

(T.M.)

ANDOS 1970 1971 1972 1973 1974 1975 1976 1977 1978 1979 1980 1981 1982 1983 1984

CULTIVOS PROGRAMADOS

CONSUMO HUMANO

ARROZ CASC	0	0	0	18003	0	0	15937	0	0	0	0	0	0	0
MAIZ AMIL*	21983	20530	17664	0	18365	23025	15937	16730	16520	9838	11822	12821	3290	14364
FRIJOL GRA	4508	3475	1589	893	1619	1160	830	1088	653	219	284	165	297	1083
PAPA	140900	127980	86647	82150	76253	81280	82635	97806	94520	101763	123730	93544	22995	74617
TRIGO	5862	3328	3553	5368	4404	4494	4484	4348	4429	6292	6406	7977	2242	3540

CONSUMO INDUSTRIAL

ALGODON	16	9	5	7	0	0	0	0	0	0	0	0	0	0
CARA DE AZ	0	0	0	0	0	0	0	0	0	0	0	0	0	0
SOYA	0	0	0	0	0	0	0	0	0	0	0	0	0	0
SORGO GRA*	0	0	0	0	0	0	0	0	0	0	0	0	0	0
MAIZ AMAR*	0	0	0	0	0	0	0	0	0	0	0	0	0	0
CAFE	42	44	40	42	45	44	33	36	39	22	0	0	0	0

OTROS CULTIVOS

CEBADA	19404	15530	14996	12135	10655	1575	11123	10965	10925	23372	27748	15117	3240	10454
PLATANO	630	560	800	960	820	800	840	840	840	880	860	68	3275	10475
YUCA	216	148	120	85	43	0	0	0	0	29	12	25	16	0
QUINUA	180	170	135	59	83	77	77	77	77	235	362	170	90	153
LIMON	70	81	96	110	124	120	120	120	120	150	126	80	68	170
MANZANO	84	80	42	44	45	40	30	30	30	45	158	180	160	170
VID	10	6	7	8	8	0	0	0	0	0	0	0	0	0

* MAIZ GRA : 21983 - 20530 17464 18003 19500 18365 20025 15937 16730 16520 9838 11822 12821 3290 14364

MINISTERIO DE AGRICULTURA
 DIRECCION SECTORIAL DE ESTADISTICA
 OFICINA DE ESTADISTICA AGROPECUARIA

FECHA 26/02/84

CUADRO V.2.18

040 18

SERIE HISTORICA DE PRODUCCION DE LOS CULTIVOS MAS IMPORTANTES : 1970-1984

REGION AGRARIA AYACUCHO

(T.M.)

ANOS	1970	1971	1972	1973	1974	1975	1976	1977	1978	1979	1980	1981	1982	1983	1984
------	------	------	------	------	------	------	------	------	------	------	------	------	------	------	------

CULTIVOS PROGRAMADOS

CONSUMO HUMANO

ARROZ CASC	210	274	223	289	332	293	390	325	419	464	243	300	398	1044	1170
MAIZ AMIL*	22460	21408	23620	24507	25154	23490	25800	24640	24200	24240	10807	16479	17921	5327	6672
FRIJOL GRA	158	147	209	295	328	275	271	222	208	234	379	382	422	215	231
PAPA	57000	57440	62575	58910	61410	63200	63700	64720	64990	65845	54644	69473	75065	19894	25177
TRIGO	16830	15624	13160	14158	14239	15290	15062	7775	6489	8646	4440	10143	8565	1724	3692

CONSUMO INDUSTRIAL

ALGODON	141	182	120	170	186	94	142	51	36	22	0	0	0	0	0
CANA DE AZ	0	0	0	0	0	0	0	0	0	0	0	0	0	0	0
SOYA	0	0	0	0	0	0	0	0	0	0	0	0	0	0	0
SORGO GRA*	1178	1065	1000	1200	1210	1800	2160	1876	1702	1945	3684	4227	3467	6662	4680
MAIZ AMAR*	2680	3082	4690	4680	4875	5200	5040	4130	4860	5798	5532	5535	7209	5706	7380

OTROS CULTIVOS

CEBADA	19060	18000	18320	17355	16818	17800	17800	16350	19475	20400	13442	9136	9320	2390	2387
PLATANO	5600	5480	5376	5895	6192	6760	6864	12340	13860	14520	2384	3664	3331	5494	5434
YUCA	15630	14588	11590	11956	12342	12200	9610	11160	12115	14030	1991	1870	3400	7473	6272
QUINUA	333	333	167	107	135	183	183	113	120	124	105	145	83	100	65
LYMON	1123	1104	1180	1342	1342	1453	1435	1186	1321	1321	215	195	105	100	100
MANZANO	562	556	318	317	323	251	248	266	188	188	45	36	32	30	30
VIO	462	412	350	351	353	233	226	196	196	196	18	18	18	18	18

* MAIZ GRA + 23638 22473 24620 25737 26364 25290 23960 26516 25902 26185 14491 20706 21388 11989 11352

MINISTERIO DE AGRICULTURA
 OFICINA SECTORIAL DE ESTADÍSTICA
 OFICINA DE ESTADÍSTICA AGRPECUARIA

FECHA 26/02/84

CUADRO V.2.19

PAG 19

SERIE HISTORICA DE PRODUCCION DE LOS CULTIVOS MAS IMPORTANTES : 1970-1984

REGION AGRARIA APURIMAC

(T.M.)

ANOS	1970	1971	1972	1973	1974	1975	1976	1977	1978	1979	1980	1981	1982	1983	1984
------	------	------	------	------	------	------	------	------	------	------	------	------	------	------	------

CULTIVOS PROGRAMADOS

CONSUMO HUMANO

ARROZ CASC	0	0	0	0	0	0	0	0	0	0	0	0	0	0	0
MAIZ AMILLO	18002	20115	19895	19125	18755	19170	21350	17887	17925	18116	11016	13825	92527	9697	18295
FRIJOL GRA	376	463	532	555	682	906	900	827	827	920	1044	1519	1445	884	1026
PAPA	69400	79416	78165	90693	87780	66095	70040	70050	75800	72085	53615	64653	67940	31417	49139
TRIGO	2730	3000	3685	3813	3021	3352	3030	2995	3015	3042	2141	3084	2949	391	1699

CONSUMO INDUSTRIAL

ALGODON	0	0	0	0	0	0	0	0	0	0	0	0	0	0	0
CANA DE AZ	0	0	0	0	0	0	0	0	0	0	0	0	0	0	0
SOYA	0	0	0	0	0	0	0	0	0	0	0	0	0	0	0
SORGO GRA	10	0	0	0	0	0	0	0	0	0	0	0	0	0	0
MAIZ AMAR*	0	0	0	0	0	0	0	931	896	770	404	470	299	336	449
CAFE	3	3	3	3	3	3	3	0	0	0	0	0	0	0	0

OTROS CULTIVOS

CEBADA	3082	3004	2806	3298	2502	3015	3001	2840	3019	2784	4593	4334	5580	2123	4922
PLATANO	170	168	220	213	210	300	300	200	210	200	118	158	140	130	112
YUCA	140	180	282	315	218	498	280	296	248	251	296	522	208	87	175
QUINUA	132	138	123	181	124	133	169	152	175	178	253	454	260	220	175
LIMON	208	193	210	261	225	225	225	200	220	200	124	203	200	200	200
MANZANO	405	570	480	540	561	595	546	375	320	246	361	167	150	130	130
VIO	48	35	50	52	50	24	25	25	24	25	25	60	40	40	40

* MAIZ GRA - 18002 20115 19895 19125 18755 19170 21350 18818 18821 18886 18886 11420 14295 92826 10033 18744

MINISTERIO DE AGRICULTURA
 OFICINA SECTORIAL DE ESTADÍSTICA
 OFICINA DE ESTADÍSTICA AGROPECUARIA

FECHA 26/02/84

CUADRO V.2.20

PAG 20

SERIE HISTORICA DE PRODUCCION DE LOS CULTIVOS MAS IMPORTANTES : 1970-1984

REGION AGRARIA : UZCO

(T.M.)

ANOS	1970	1971	1972	1973	1974	1975	1976	1977	1978	1979	1980	1981	1982	1983	1984
------	------	------	------	------	------	------	------	------	------	------	------	------	------	------	------

CULTIVOS PROGRAMADOS

CONSUMO HUMANO

ARROZ CASC	1842	1155	1080	1140	724	612	1116	1040	1139	1190	1641	1637	1836	1982	1625
MAIZ AMIL*	21330	19900	25738	24310	24233	17101	19950	18577	18406	18450	22215	25945	24469	18228	21535
FRIJOL GRA	192	171	198	223	220	361	332	357	328	317	332	293	337	369	399
PAPA	116840	99150	106835	105726	112727	118400	127430	134040	128940	133541	150086	178387	186816	118290	133623
TRIGO	3919	3704	5370	5088	5431	5735	5575	5967	5610	5594	8534	7888	8053	5052	6445

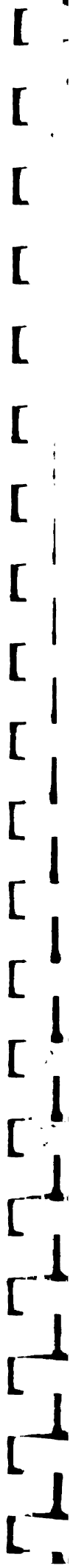
CONSUMO INDUSTRIAL

ALGODON	0	0	0	0	0	0	0	0	0	0	0	0	0	0	0
CANA DE AZ	0	0	0	0	0	0	0	0	0	0	0	0	0	0	0
SOYA	0	0	0	0	0	20	0	18	17	17	50	0	0	18	21
SORGO GRA*	0	0	0	0	0	0	0	0	0	0	0	0	0	0	0
MAIZ AMAR*	3680	4974	4494	3973	3344	4028	4800	3946	4011	4089	8850	9295	7408	6366	5679
CAFE	3880	9960	9600	9600	9660	9750	15125	14800	15910	18192	14987	14799	14211	12566	11191

OTROS CULTIVOS

CEBADA	14657	10688	11996	12791	11976	11352	11400	9104	8375	8255	13036	12976	10727	6217	11064
PLATANO	18600	18990	19416	20121	20922	19200	19090	14240	15204	16180	18308	12353	2429	10432	14644
YUCA	46290	47000	48400	48329	47250	32300	37800	36329	39920	41600	56858	71793	15096	41817	20785
QUINUA	330	281	123	287	699	396	635	279	260	272	473	72	98	138	141
LIMON	2970	2475	2390	2250	2486	2120	1851	1851	1738	1745	377	290	170	120	120
MANZANO	286	330	331	323	322	251	248	253	262	156	77	56	63	148	150
VINO	0	0	0	0	0	0	0	0	0	0	0	0	0	0	0

* MAIZ GRA 24810 24874 29232 28283 27577 21129 24650 22523 22417 22539 31065 35240 31874 24594 27234



SERIE HISTORICA DE PRODUCCION DE LOS CULTIVOS MAS IMPORTANTES : 1970-1984

REGION AGRARIA PUNO

(T.M.)

ANOS	1970	1971	1972	1973	1974	1975	1976	1977	1978	1979	1980	1981	1982	1983	1984
CULTIVOS PROGRAMADOS															
CONSUMO HUMANO															
ARROZ CASC	117	115	75	63	72	110	160	175	180	161	273	393	320	236	276
MAIZ ANILLO	1104	1330	1207	957	1065	810	480	1030	1448	1396	997	1167	1501	1013	1141
FRIJOL GRA	52	54	35	57	52	14	21	17	15	13	0	0	0	0	0
PAPA	231370	260410	245189	227958	208148	205650	209310	182860	244345	236889	176731	202444	265226	28388	93906
TRIGO	113	97	150	153	133	175	138	94	119	110	0	0	207	124	246
CONSUMO INDUSTRIAL															
ALGODON	0	0	0	0	0	0	0	0	0	0	0	0	0	0	0
CARA DE AZ	0	0	0	0	0	0	0	0	0	0	0	0	0	0	0
SOYA	0	0	0	0	0	0	0	0	0	0	0	0	0	0	0
SORGO GRA	0	0	0	0	0	0	0	0	0	0	0	0	0	0	0
MAIZ AMAR	1509	1544	1573	2124	2106	2280	2990	1536	1352	1535	1945	1634	1952	1545	1622
CAFE	4500	6600	4500	4320	4320	2242	1823	2100	2730	3603	3315	3348	3557	2468	2017
OTROS CULTIVOS															
CEBADA	5861	6188	10558	11987	10736	10784	10832	10141	9031	9661	11132	9405	16781	5857	11125
PLATAVO	7380	8060	8869	7910	7700	8760	9120	7930	7380	6148	5160	7752	5200	8434	10817
YUCA	7800	11165	6016	5487	6000	5000	4500	3560	2816	2300	945	1402	1548	1691	1707
QUINUA	4814	4279	4815	5535	4582	6203	5364	7939	7656	6722	11134	7474	11316	3483	8449
LIMON	118	133	147	143	146	198	180	151	128	108	1102	96	1168	150	150
MANZANO	0	0	0	0	0	0	0	0	0	0	0	0	0	0	0
VINO	0	0	0	0	0	0	0	0	0	0	0	0	0	0	0
* MAIZ GRA	2613	2874	2780	3081	3171	3090	3470	2566	2800	2931	2942	2801	3453	2558	2763

1
2
3
4
5
6
7
8
9
10
11
12
13
14
15
16
17
18
19
20
21
22
23
24
25
26
27
28
29
30
31
32
33
34
35
36
37
38
39
40
41
42
43
44
45
46
47
48
49
50
51
52
53
54
55
56
57
58
59
60
61
62
63
64
65
66
67
68
69
70
71
72
73
74
75
76
77
78
79
80
81
82
83
84
85
86
87
88
89
90
91
92
93
94
95
96
97
98
99
100

SERIE HISTORICA DE PRODUCCION DE LOS CULTIVOS MAS IMPORTANTES : 1970-1984

REGION AGRARIA LORETO

(T.M.)

ANOS	1970	1971	1972	1973	1974	1975	1976	1977	1978	1979	1980	1981	1982	1983	1984
------	------	------	------	------	------	------	------	------	------	------	------	------	------	------	------

CULTIVOS PROGRAMADOS

CONSUMO HUMANO

ARROZ CASC	36000	36764	25400	23496	19320	19440	21501	31015	29233	41906	28107	47243	47858	60264	56440
MAIZ AMIL*	0	0	0	0	0	0	0	420	893	806	0	0	0	0	0
FRIJOL GRA	2310	2432	2101	3237	3309	2415	700	1435	1375	1214	1516	1535	1831	2193	1983
PAPA	0	0	0	0	0	0	0	0	0	0	0	0	0	0	0
TRIGO	0	0	0	0	0	0	0	0	0	0	0	0	0	0	0

CONSUMO INDUSTRIAL

ALGODON	9	5	0	0	0	0	0	0	0	0	0	0	0	0	0
CANA DE AZ	0	0	0	0	0	0	0	0	0	0	0	0	0	0	0
SOYA	0	18	18	37	14	50	45	0	45	50	0	0	0	2	1
SORGO GRA*	0	0	0	0	0	0	0	0	0	0	0	0	0	0	0
MAIZ AMIL*	13050	9750	10704	12615	13275	4018	750	2178	5168	4784	7406	7047	10084	14416	8365
CAFE	160	152	140	123	123	126	124	80	80	80	79	75	100	90	10

OTROS CULTIVOS

CEBADA	0	0	0	0	0	0	0	0	0	0	0	0	0	0	0
PLATANO	215600	273000	155000	141000	140000	145000	145015	157000	145000	140000	67500	55165	48556	68233	61247
YUCA	108000	105000	94200	97047	96600	79100	96800	71500	77000	82500	79386	51260	36665	56081	47114
QUINUA	0	0	0	0	0	0	0	0	0	0	0	0	0	0	0
LIMON	1914	2666	3275	3210	3348	3618	3551	2915	2970	3025	1351	1987	1182	759	1112
MANZANO	0	0	0	0	0	0	0	0	0	0	0	0	0	0	0
VINO	0	0	0	0	0	0	0	0	0	0	0	0	0	0	0

* MAIZ GRA 13050 9750 10704 12615 13275 4018 750 750 2598 6061 5590 7406 7047 10084 14416 8385

1
2
3
4
5
6
7
8
9
10
11
12
13
14
15
16
17
18
19
20
21
22
23
24
25
26
27
28
29
30
31
32
33
34
35
36
37
38
39
40
41
42
43
44
45
46
47
48
49
50
51
52
53
54
55
56
57
58
59
60
61
62
63
64
65
66
67
68
69
70
71
72
73
74
75
76
77
78
79
80
81
82
83
84
85
86
87
88
89
90
91
92
93
94
95
96
97
98
99
100

SERIE HISTORICA DE PRODUCCION DE LOS CULTIVOS MAS IMPORTANTES : 1970-1984

REGION AGRARIA JCAYALI

(T.M.)

ANOS	1970	1971	1972	1973	1974	1975	1976	1977	1978	1979	1980	1981	1982	1983	1984
CULTIVOS PROGRAMADOS															
CONSUMO HUMANO															
ARROZ CASC	0	0	0	0	0	0	0	0	0	0	0	7239	13212	11037	12135
MAIZ AMIL*	0	0	0	0	0	0	0	0	0	0	0	0	0	0	0
FRIJOL GRA	0	0	0	0	0	0	0	0	0	0	0	1062	1234	533	650
PAPA	0	0	0	0	0	0	0	0	0	0	0	0	0	0	0
TRIGO	0	0	0	0	0	0	0	0	0	0	0	0	0	0	0
CONSUMO INDUSTRIAL															
ALGODON	0	0	0	0	0	0	0	0	0	0	0	0	0	0	0
CANA DE AZ	0	0	0	0	0	0	0	0	0	0	0	0	0	0	0
SOYA	0	0	0	0	0	0	0	0	0	0	0	0	0	0	0
SORGO GRA*	0	0	0	0	0	0	0	0	0	0	0	0	0	0	0
MAIZ AMAR*	0	0	0	0	0	0	0	0	0	0	0	9050	13122	3559	6538
CAFE	0	0	0	0	0	0	0	0	0	0	0	0	0	0	0
OTROS CULTIVOS															
CEBADA	0	0	0	0	0	0	0	0	0	0	0	0	0	0	0
PLATANO	0	0	0	0	0	0	0	0	0	0	0	0	0	0	0
YUCA	0	0	0	0	0	0	0	0	0	0	0	0	0	0	0
QUINUA	0	0	0	0	0	0	0	0	0	0	0	0	0	0	0
LI MON	0	0	0	0	0	0	0	0	0	0	0	0	0	0	0
MANZANO	0	0	0	0	0	0	0	0	0	0	0	0	0	0	0
VIO	0	0	0	0	0	0	0	0	0	0	0	0	0	0	0
* MAIZ GRA	0	0	0	0	0	0	0	0	0	0	0	9050	13122	3559	6538



SERIE HISTORICA DE PRODUCCION DE LOS CULTIVOS MAS IMPORTANTES : 1970-1984

REGION AGRARIA MADRE DE DIOS

(T.M.)

ANOS	1970	1971	1972	1973	1974	1975	1976	1977	1978	1979	1980	1981	1982	1983	1984
------	------	------	------	------	------	------	------	------	------	------	------	------	------	------	------

CULTIVOS PROGRAMADOS

CONSUMO HUMANO

ARROZ CASC.	3220	3836	2701	2520	2408	1650	1800	2790	3000	2400	1900	4313	3480	3439	4062
MAIZ AMILO.	0	0	0	0	0	0	0	0	0	0	0	0	0	0	0
FRIJOL GRA	152	188	142	184	179	182	175	163	182	182	8	1	179	0	84
PAPA	0	0	0	0	0	0	0	0	0	0	0	0	0	0	0
TRIGO	0	0	0	0	0	0	0	0	0	0	0	0	0	0	0

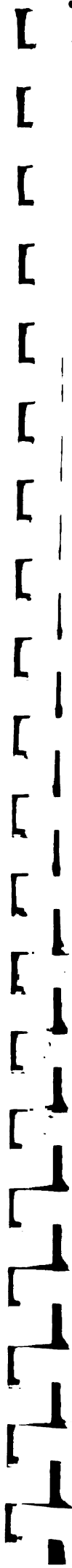
CONSUMO INDUSTRIAL

ALGODON	0	0	0	0	0	0	0	0	0	0	0	0	0	0	0
CARA DE AZ	0	0	0	0	0	0	0	0	0	0	0	0	0	0	0
SOYA	0	0	0	0	0	0	0	0	0	0	0	0	0	0	0
SORGO GRA.	625	630	690	608	624	608	700	585	648	700	698	1081	865	1073	1411
MAIZ AMAR.	100	119	113	122	124	132	136	122	115	90	90	85	70	80	108
CAFE	0	0	0	0	0	0	0	0	0	0	0	0	0	0	0

OTROS CULTIVOS

CEBADA	0	0	0	0	0	0	0	0	0	0	0	0	0	0	0
PLATANO	9786	6413	6426	6600	6463	6720	5720	6325	6600	6600	6600	6600	8308	9870	10764
YUCA	7650	7872	8400	9800	10200	9960	13800	13200	9600	10200	6000	9000	7107	11154	13762
QUINUA	0	0	0	0	0	0	0	0	0	0	0	0	0	0	0
LIMON	324	336	344	403	396	440	445	387	396	356	178	178	188	146	150
MAIZANO	0	0	0	0	0	0	0	0	0	0	0	0	0	0	0
VIO	0	0	0	0	0	0	0	0	0	0	0	0	0	0	0

• MAIZ GRA 625 630 690 608 624 608 700 700 585 648 700 698 1061 865 1073 1411



MINISTERIO DE AGRICULTURA
OFICINA SECTORIAL DE ESTADÍSTICA
OFICINA DE ESTADÍSTICA AGROPECUARIA

FECHA 26/02/84

PAG 25

CUADRO V.2.25

SERIE HISTORICA DE PRODUCCION DE LOS CULTIVOS MAS IMPORTANTES : 1970-1984

REGION AGRARIA TOTAL NACIONAL

(T.M.)

ANOS	1970	1971	1972	1973	1974	1975	1976	1977	1978	1979	1980	1981	1982	1983	1984
------	------	------	------	------	------	------	------	------	------	------	------	------	------	------	------

CULTIVOS PROGRAMADOS

CONSUMO HUMANO

ARROZ CASC	586721	591111	482326	483471	494237	536835	573415	586656	460827	550463	412176	717481	775529	797560	1134333
MAIZ AMILA	226562	219043	216058	213974	223306	213974	236915	230579	210871	213134	154776	196936	302883	173098	206979
FRIJOL GRA	53259	48083	49926	51796	53101	49005	43934	47939	46223	46877	38374	44963	43320	35190	48406
PAPA	1929470	1957860	1713360	1663094	1722374	1639986	1681000	161582	1695324	1695116	1379648	1705012	1799640	1198600	1436800
TRIGO	125374	122225	123080	122635	127364	126324	127497	115385	104401	102060	77142	118551	100876	75823	86555

CONSUMO INDUSTRIAL

ALGODON	247804	232720	224502	235549	256479	226472	164511	173328	198542	243885	256355	282863	256124	105130	199800
CANA DE AZ	7591315	8309447	8611668	8772386	9183620	8958215	8791342	8823477	7970198	7034212	5598087	5125863	6508603	6380486	7205639
SOYA	399	817	2607	938	1793	1473	2869	3026	4950	7299	10670	14143	8219	2114	1542
SORGO GRA:	12217	17663	23472	28073	21700	29402	45945	55213	59008	54663	35040	44316	38286	11714	43411
MAIZ AMARO	388057	413822	413275	380446	382320	420693	488744	500514	372857	402478	293738	390621	398380	411535	582376
CAFE	65386	70587	70195	70396	69855	65387	65445	80130	88166	105478	94914	95000	89950	90845	89684

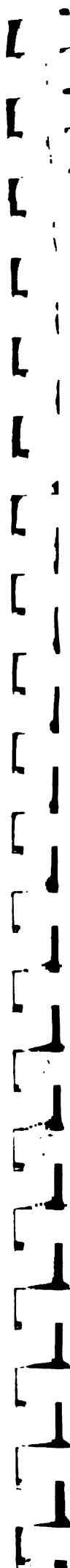
OTROS CULTIVOS

CEBADA	169955	158818	163020	155284	150897	148759	149497	146199	129510	131444	137553	144713	115907	72287	97635
PLATANO	854191	919019	736275	729842	743150	707717	711065	754792	755045	794930	796033	728128	524211	446475	451203
YUCA	498316	481925	446028	460306	468917	399699	402486	413073	409985	402565	589053	553128	374660	360501	362334
QUINUA	7307	6405	6202	7130	6572	8142	8676	10679	10231	9286	14085	10314	13174	3068	9877
LIMON	77720	57368	64560	68867	72570	66974	65960	87636	87216	74528	71009	64110	61176	45152	79298
MANZANO	77766	74742	74496	74218	74764	74920	74852	79372	77596	77358	93666	110173	81404	59248	76974
VIO	57178	63672	59777	62320	64748	63430	63728	55034	51184	50291	57220	156434	45362	36995	34264

* MAIZ GRA 614619 616360 629323 599489 605626 634667 725659 731093 583728 615612 448514 587557 701263 584633 789355



SERIE HISTORICA DE RENDIMIENTOS DE
LOS CULTIVOS MAS IMPORTANTES
1970 - 1984



FECHA 26/02/84

CUADRO V.3.1

HAG 1

SERIE HISTORICA DE RENDIMIENTOS DE LOS CULTIVOS MAS IMPORTANTES : 1970-1984

REGION AGRARIA TUMBES
 (TM./HA.)

ANOS	1970	1971	1972	1973	1974	1975	1976	1977	1978	1979	1980	1981	1982	1983	1984
------	------	------	------	------	------	------	------	------	------	------	------	------	------	------	------

CULTIVOS PROGRAMADOS

CULTIVOS CONSUMO HUMANO

ARROZ CASC	4.500	5.200	4.800	4.300	4.350	4.900	4.900	5.491	5.117	5.148	5.221	5.497	6.723	4.369	5.480
MAIZ AMIL*	0.0	0.0	0.0	0.0	0.0	0.0	0.0	1.030	0.909	0.962	2.500	0.0	0.0	0.0	0.0
FRIJOL GRA	0.667	0.900	0.700	0.900	0.700	1.000	1.000	1.030	0.800	1.000	0.0	1.000	0.0	0.0	0.0
PAPA	0.0	0.0	0.0	0.0	0.0	0.0	0.0	0.0	0.0	0.0	0.0	0.0	0.0	0.0	0.0
TRIGO	0.0	0.0	0.0	0.0	0.0	0.0	0.0	0.0	0.0	0.0	0.0	0.0	0.0	0.0	0.0


CONSUMO INDUSTRIAL

ALGODON	1.300	0.868	0.800	0.900	0.820	0.900	0.900	0.957	0.833	0.300	0.833	1.200	0.850	0.0	0.0
CANA DE AZ	0.0	0.0	0.0	0.0	0.0	0.0	0.0	0.0	0.0	0.0	0.0	0.0	0.0	0.0	0.0
SOYA	1.020	1.033	1.015	1.227	1.298	1.495	1.367	1.554	1.522	1.564	1.606	1.863	1.883	2.000	1.623
SORGO GRA	0.0	1.320	0.0	0.627	0.0	0.0	0.0	0.0	3.000	2.286	3.000	0.0	3.000	0.0	0.0
MAIZ AHAR*	2.800	2.614	2.491	2.890	2.500	3.000	2.679	2.725	3.089	2.599	3.013	3.032	2.634	2.396	2.749
CAFE	0.0	0.0	0.0	0.0	0.0	0.0	0.0	0.0	0.0	0.0	0.0	0.0	0.0	0.0	0.0

OTROS CULTIVOS

CEBADA	0.0	0.0	0.0	0.0	0.0	0.0	0.0	0.0	0.0	0.0	0.0	0.0	0.0	0.0	0.0
PLATANO	17.000	18.600	15.500	13.500	14.000	13.800	14.000	17.522	17.616	21.012	19.592	19.852	23.616	18.632	14.479
YUCA	5.000	4.300	7.509	7.388	6.000	11.500	11.400	6.386	7.927	5.349	5.141	5.000	5.257	0.0	0.0
QUINUA	0.0	0.0	0.0	0.0	0.0	0.0	0.0	0.0	0.0	0.0	0.0	0.0	0.0	0.0	0.0
LIMON	13.000	15.000	20.000	18.000	18.000	11.000	12.000	15.030	13.830	6.959	7.500	7.365	4.575	4.888	5.535
MANZANO	0.0	0.0	0.0	0.0	0.0	0.0	0.0	0.0	0.0	0.0	0.0	0.0	0.0	0.0	0.0
VID	0.0	0.0	0.0	0.0	0.0	0.0	0.0	0.0	0.0	0.0	0.0	0.0	0.0	0.0	0.0

* MAIZ GRA 2.600 2.614 2.491 2.890 2.500 2.679 3.000 2.690 2.791 2.463 2.996 3.032 2.634 2.396 2.749



MINISTERIO DE AGRICULTURA
 OFICINA SECTORIAL DE ESTADÍSTICA
 OFICINA DE ESTADÍSTICA AGRPECUARIA

FECHA 26/02/84

CUADRO V.3.2

PAG 2

SERIE HISTORICA DE RENDIMIENTOS DE LOS CULTIVOS MAS IMPORTANTES : 1970-1984

REGION AGRARIA PIURA
 (TM./HA.)

ANOS 1970 1971 1972 1973 1974 1975 1976 1977 1978 1979 1980 1981 1982 1983 1984

CULTIVOS PROGRAMADOS

CULTIVOS CONSUMO HUMANO

ARROZ CASC	5.500	5.300	4.700	4.280	4.360	4.600	4.550	4.849	5.470	5.736	5.742	5.429	5.841	4.335	5.525
MAIZ AMILLO	0.750	1.074	1.073	1.075	1.072	1.070	1.245	1.299	1.205	1.154	0.740	0.865	0.848	0.755	0.732
FRIJOL GRA	0.720	0.879	0.865	0.913	0.915	0.642	0.702	0.828	0.999	0.853	0.737	0.792	0.792	0.794	0.606
PAPA	6.483	8.374	8.463	8.562	8.541	8.560	8.500	10.037	10.500	10.486	8.921	9.553	9.655	11.520	12.000
TRIGO	0.624	1.035	1.030	1.047	1.035	0.999	1.049	10.899	1.158	1.156	1.036	0.980	0.944	0.894	0.799

CONSUMO INDUSTRIAL

ALGODON	1.700	1.430	1.500	1.600	1.550	1.240	1.470	1.163	1.532	1.634	1.440	1.433	1.745	0.138	2.232
DE AZ	0.0	0.0	0.0	0.0	0.0	0.0	0.0	0.0	0.0	0.0	0.0	0.0	0.0	0.0	0.0
SOYA	0.0	0.0	0.0	0.0	0.0	0.0	0.0	1.299	1.302	0.0	0.0	0.0	0.0	0.0	0.991
ZORGO GRA	3.800	3.100	3.020	3.050	3.050	3.000	3.000	3.280	3.320	3.350	2.990	3.340	3.216	2.746	3.073
MAIZ AMAR	2.900	2.287	2.233	2.230	2.250	2.780	2.876	2.780	3.000	2.800	2.691	3.049	3.070	3.281	4.335
CAFE	0.600	0.606	0.593	0.592	0.592	0.456	0.524	0.483	0.500	0.507	0.508	0.665	0.681	0.632	0.632

OTROS CULTIVOS

CEBADA	0.707	0.871	0.805	0.833	0.813	0.756	0.805	0.649	0.679	0.680	0.984	0.776	0.823	0.894	0.917
PLATANO	14.400	11.811	14.400	14.669	14.455	11.996	12.056	11.875	10.123	10.438	11.305	7.044	10.001	3.297	6.839
YUCA	8.198	8.586	8.465	8.494	8.912	7.604	8.982	9.154	9.000	9.190	5.183	6.775	4.689	5.546	5.457
QUINUA	0.0	0.0	0.0	0.0	0.0	0.0	0.0	0.0	0.0	0.0	0.0	0.0	0.0	0.0	0.0
LYMON	15.849	11.781	13.232	13.308	13.341	10.681	10.479	13.481	13.710	9.972	8.109	7.504	4.506	3.711	6.802
MANZANO	3.500	3.000	3.000	3.000	3.000	0.0	0.0	0.0	0.0	0.0	0.0	0.0	0.0	0.0	0.0
VIO	5.092	4.182	4.509	4.509	4.500	4.500	4.500	0.0	0.0	0.0	0.0	0.0	0.0	0.0	0.0

MAIZ GRA 1.740 1.825 1.788 1.839 1.686 2.080 2.349 2.173 1.995 1.941 1.876 1.763 1.486 1.603 2.714



SERIE HISTORICA DE RENDIMIENTOS DE LOS CULTIVOS MAS IMPORTANTES : 1970 1984

REGION AGRARIA LAMBAYEQUE

(TM./HA.)

ANOS 1970 1971 1972 1973 1974 1975 1976 1977 1978 1979 1980 1981 1982 1983 1984

CULTIVOS PROGRAMADOS

CULTIVOS CONSUMO HUMANO

ARROZ CASC	6.380	4.380	4.700	4.700	4.700	4.500	4.462	4.545	4.680	5.062	6.256	4.975	4.403	5.858
MAIZ AMIL*	0.320	0.548	0.523	0.547	0.540	0.583	0.825	0.749	0.793	0.969	1.356	1.144	1.273	1.139
FRIJOL GRA	0.542	0.527	0.565	0.613	0.602	0.618	0.730	0.765	0.888	0.542	0.606	0.641	0.950	0.795
PAPA	3.107	5.436	3.333	3.061	3.150	3.214	3.304	3.233	3.341	9.978	16.429	0.0	0.0	0.0
TRIGO	0.338	1.288	0.500	0.477	0.505	0.493	0.570	0.530	0.625	0.800	0.0	0.0	0.0	0.0

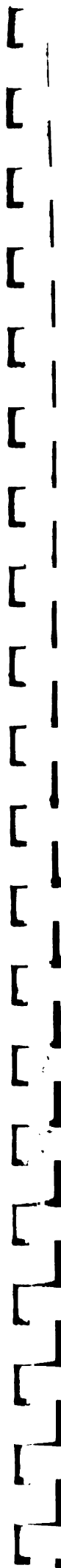
CONSUMO INDUSTRIAL

ALGODON	1.360	1.620	1.520	1.500	1.510	1.150	1.500	1.400	1.499	1.970	1.987	1.797	0.801	1.916
CAMA DE AZ	149.000	163.930	165.540	148.290	153.845	149.600	145.227	139.842	137.210	119.996	131.976	127.098	123.376	116.543
SOYA	0.0	0.600	0.800	0.867	0.933	0.900	0.917	0.0	0.0	0.0	1.364	1.800	0.792	1.082
SORGO GRA	1.139	2.700	2.360	2.938	2.892	3.200	3.139	2.900	2.920	3.721	3.409	3.074	3.675	3.972
MAIZ AMAR*	1.450	1.900	2.000	2.600	2.950	3.200	3.200	2.432	2.376	2.482	2.980	3.210	3.198	3.379
CAFE	0.265	0.598	0.290	0.327	0.319	0.321	0.295	0.293	0.296	0.279	0.319	0.588	0.705	0.705

OTROS CULTIVOS

CEBADA	0.266	0.741	0.426	0.428	0.450	0.473	0.471	0.457	0.476	0.450	0.500	0.432	0.0	0.0
PLATANO	12.088	12.440	12.031	12.927	13.343	13.283	13.265	12.469	13.253	7.000	7.199	9.500	8.962	8.235
YUCA	6.038	7.241	6.997	6.828	7.246	7.427	7.666	7.184	7.283	5.800	6.000	9.682	9.991	9.774
QUINUA	0.0	0.0	0.0	0.0	0.0	0.0	0.0	0.0	0.0	0.0	0.0	0.0	0.0	0.0
LITMON	12.877	12.032	13.700	12.556	12.540	12.638	10.620	12.412	13.157	8.000	8.200	7.508	4.737	9.679
MANZANO	6.833	7.000	6.773	8.000	7.500	6.818	7.200	6.400	7.100	7.667	7.000	7.600	5.500	6.000
VTD	3.648	4.246	3.916	3.474	3.363	3.352	3.500	3.000	3.400	2.700	2.766	1.565	0.864	0.870

* MAIZ GRA 1.386 1.841 1.931 2.025 2.047 2.794 2.848 2.750 2.193 1.866 2.525 2.703 2.679 3.037



MINISTERIO DE AGRICULTURA
OFICINA SECTORIAL DE ESTADÍSTICA
OFICINA DE ESTADÍSTICA AGROPECUARIA

FECHA 26/02/84

CUADRO V.3.4

PAG 4

SERIE HISTORICA DE RENDIMIENTOS DE LOS CULTIVOS MAS IMPORTANTES : 1970-1984

REGION AGRARIA LA LIBERTAD
(TM./HA.)

ANOS 1970 1971 1972 1973 1974 1975 1976 1977 1978 1979 1980 1981 1982 1983 1984

CULTIVOS PROGRAMADOS

CULTIVOS CONSUMO HUMANO

ARROZ CASC	5.000	4.745	4.750	4.800	5.080	5.000	5.955	4.340	5.380	4.194	5.673	4.844	5.204	5.427
MAIZ AMILA	0.974	0.977	0.988	1.124	1.135	1.187	0.974	0.805	1.046	0.974	0.933	1.036	0.860	0.942
FRIJOL GRA	1.184	1.168	1.312	0.926	1.053	1.140	1.124	0.993	0.924	1.071	0.981	0.926	0.615	0.878
PAPA	7.907	7.611	7.354	7.646	7.569	7.556	6.139	6.089	7.218	4.001	10.189	7.916	8.217	8.336
TRIGO	0.966	0.930	0.928	0.913	0.928	0.933	1.130	1.049	1.076	0.921	1.018	0.991	0.917	0.974

CONSUMO INDUSTRIAL

ALGODON	0.0	1.417	1.518	1.640	1.650	1.650	1.650	0.0	1.600	1.599	1.167	0.0	0.0	0.0
CANA DE AZ	164.000	193.195	194.395	191.610	167.870	170.800	171.887	155.137	117.010	90.262	117.981	149.669	155.479	147.620
SOYA	0.0	0.0	0.0	0.0	0.0	0.0	0.0	0.0	0.0	0.0	0.0	0.0	0.0	0.0
SORGO GRA	2.900	4.600	4.500	4.695	4.000	4.000	3.819	4.284	3.684	2.699	2.910	3.554	2.931	4.153
MAIZ AMAR	3.200	3.100	3.240	3.420	3.440	3.600	3.608	3.182	3.354	3.043	3.511	3.752	2.695	4.618
CAFE	0.279	0.341	0.324	0.600	0.550	0.560	0.548	0.490	0.484	0.560	0.553	0.0	0.0	0.0

OTROS CULTIVOS

CERADA	0.950	0.907	0.857	0.857	0.907	0.913	0.928	0.810	0.710	0.740	0.997	0.956	0.882	0.920
PLATANO	10.605	10.455	9.881	9.357	9.887	9.817	10.306	9.274	8.810	9.699	8.897	8.599	7.903	8.571
YUCA	11.236	10.929	10.565	10.105	9.950	9.912	11.483	10.572	9.735	9.702	12.000	15.112	11.642	12.524
QUINUA	0.587	0.583	0.600	0.704	0.704	0.700	0.600	0.506	0.500	0.716	1.028	1.000	0.900	0.900
LIMON	5.800	5.400	5.987	6.741	6.308	6.303	5.794	5.647	5.500	5.393	5.105	5.294	4.308	4.615
MANZANO	7.100	6.700	6.302	6.452	6.460	6.000	5.947	5.725	5.502	4.500	4.302	5.000	5.105	5.245
VIT	6.138	3.893	5.151	5.914	5.472	5.455	3.936	3.938	3.938	4.507	3.702	3.892	3.909	3.909

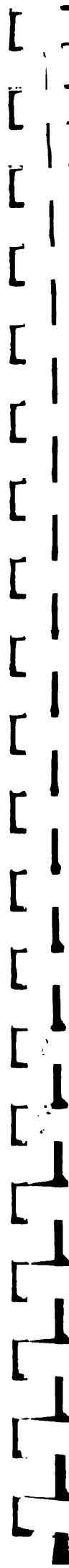
MAIZ GRA 2.122 2.225 2.114 2.095 2.252 2.348 2.476 2.490 1.915 2.394 2.269 2.843 2.761 2.080 3.686



SERIE HISTORICA DE RENDIMIENTOS DE LOS CULTIVOS MAS IMPORTANTES : 1970 1984

REGION AGRARIA ANCASH
 (TM./HA.)

ANOS	1970	1971	1972	1973	1974	1975	1976	1977	1978	1979	1980	1981	1982	1983	1984
CULTIVOS PROGRAMADOS															
CULTIVOS CONSUMO HUMANO															
ARROZ CASC	5.200	5.100	5.200	5.600	5.500	5.500	6.171	5.949	5.953	5.405	6.171	5.768	6.003	6.265	6.199
MAIZ AMIL*	1.123	1.087	1.360	1.195	1.277	1.374	1.052	1.232	1.183	1.352	1.349	1.229	1.748	1.473	1.349
FRIJOL GRA	1.148	1.238	1.159	1.012	1.050	1.052	1.052	1.136	1.152	1.136	1.367	1.293	1.413	1.247	1.335
PAPA	7.307	6.599	6.706	6.743	6.846	7.919	7.919	6.178	5.639	6.629	6.526	7.897	7.940	7.247	25.612
TRIGO	0.905	0.884	0.884	0.887	0.931	1.018	1.018	1.114	1.054	1.302	1.158	1.187	1.386	0.970	1.132
CONSUMO INDUSTRIAL															
ALGODON	1.443	1.321	1.380	1.420	1.315	1.800	1.800	1.550	1.600	1.628	2.050	1.956	2.036	1.738	1.542
CAMA DE AZ	120.000	182.660	200.500	197.830	196.475	182.500	167.100	167.100	140.794	128.043	96.246	124.379	116.380	100.849	84.524
SOYA	0.0	0.0	0.0	0.0	1.000	1.097	1.500	0.0	0.0	0.0	0.0	0.0	0.0	0.0	0.0
SORGO GRA:	2.000	2.000	0.0	0.0	0.0	2.873	2.875	2.600	0.0	0.0	0.0	0.0	0.0	0.0	0.0
MAIZ AMARO	3.000	3.440	3.700	3.790	3.660	3.700	3.871	3.871	3.841	3.870	4.002	3.906	3.992	4.113	4.410
CAFE	0.642	0.780	0.737	0.687	0.711	0.714	0.700	0.722	0.776	0.813	0.0	0.0	0.0	0.0	0.0
OTROS CULTIVOS															
CEBADA	0.914	0.928	0.888	0.885	0.901	0.931	0.931	0.949	0.958	0.940	0.858	1.200	1.238	0.974	1.078
PLATANO	9.975	10.067	10.265	10.760	9.865	10.567	10.567	10.291	10.162	10.065	8.000	8.699	5.375	6.400	6.323
YUCA	11.611	10.875	11.320	12.512	12.500	12.051	12.067	12.696	12.762	12.775	13.000	12.000	15.082	13.016	14.309
QUINUA	0.809	0.715	0.656	0.694	0.621	0.614	0.614	0.653	0.649	0.643	1.000	1.000	0.488	0.537	0.586
LYMOM	5.839	5.838	5.943	6.131	5.938	6.037	6.037	6.282	6.149	5.953	8.000	8.000	7.241	7.337	7.801
MANZANO	6.298	6.199	6.923	6.967	7.133	7.021	6.988	7.143	6.475	6.424	7.000	10.000	8.731	7.846	8.889
VIO	3.600	3.471	4.334	4.784	5.094	5.679	5.700	5.302	5.200	4.800	8.000	7.398	2.625	2.667	2.667
* MAIZ GRA	1.884	2.169	2.410	2.201	2.161	2.196	2.376	2.413	2.301	2.518	2.351	2.328	2.558	2.389	2.898



SERIE HISTORICA DE RENDIMIENTOS DE LJS CULTIVOS MAS IMPORTANTES : 1970-1984

REGION AGRARIA LIN4
 (TM./HA.)

ANOS	1970	1971	1972	1973	1974	1975	1976	1977	1978	1979	1980	1981	1982	1983	1984
------	------	------	------	------	------	------	------	------	------	------	------	------	------	------	------

CULTIVOS PROGRAMADOS

CULTIVOS CONSUMO HUMANO

ARROZ CASC	4.000	0.0	0.0	0.0	0.0	0.0	0.0	2.750	2.750	3.000	0.0	0.0	0.0	0.0	0.0
MAIZ AMIL*	1.295	1.400	1.393	1.598	1.505	1.600	1.697	1.640	1.394	1.194	1.492	1.370	1.246	1.189	1.692
FRIJOL GRA	1.078	1.241	1.647	1.674	1.811	0.992	0.995	1.185	1.184	1.087	1.262	1.065	1.071	0.950	1.083
PAPA	1.518	1.590	10.686	11.266	11.779	10.788	10.022	13.828	14.593	14.223	14.894	15.975	13.657	11.266	15.620
TRIGO	0.845	1.068	1.027	0.933	0.920	0.860	0.858	0.855	0.840	0.824	3.097	1.260	0.932	1.068	1.189

CONSUMO INDUSTRIAL

ALGODON	1.720	2.020	2.070	1.980	2.100	2.300	2.000	2.200	2.250	2.220	2.262	2.298	2.520	1.809	2.530
CARA DE AZ	170.000	164.940	155.975	160.230	155.760	160.260	149.200	157.742	157.742	159.658	170.183	173.033	181.108	160.694	189.882
SOYA	1.700	1.450	1.000	1.300	1.183	1.200	1.200	1.304	1.200	1.152	0.0	0.0	0.0	0.0	0.0
SORGO GRA*	2.500	2.500	2.500	2.514	2.500	2.800	3.200	3.800	2.800	2.500	1.944	2.314	0.924	0.0	0.0
MAIZ ANAR*	3.900	4.150	4.180	4.050	4.200	4.000	3.900	3.950	4.050	4.130	4.159	4.256	4.451	3.861	4.308
CAFE	0.0	0.750	1.000	1.000	1.000	1.000	0.500	1.000	1.000	1.000	0.0	0.0	0.0	0.0	0.0

OTROS CULTIVOS

CEBADA	0.913	0.816	0.870	0.797	0.788	0.780	0.796	0.822	0.783	0.765	0.800	0.800	0.786	1.791	1.500
PLATANO	10.229	10.754	12.048	12.115	12.814	12.123	11.786	11.799	11.795	11.820	6.800	6.800	9.950	13.403	17.716
YUCA	15.120	12.940	12.656	15.325	14.538	14.446	14.364	14.323	13.364	14.110	14.700	14.501	13.135	19.125	12.849
QUINUA	1.600	0.800	1.000	0.0	0.0	0.667	0.0	0.0	0.0	0.0	0.500	0.667	0.0	0.0	0.0
LIMON	7.876	7.600	8.286	9.182	9.286	9.286	9.200	8.944	9.059	9.176	10.000	10.000	6.481	7.000	7.000
MANZANU	12.122	11.630	12.151	11.997	11.884	11.850	11.429	11.333	10.942	10.740	10.900	11.000	8.366	5.925	8.103
VID	5.383	5.162	4.940	5.124	5.600	6.229	6.228	6.802	6.704	6.796	6.700	6.700	5.042	4.647	3.456

* MAIZ GRA 3.502 3.841 3.858 3.768 3.888 3.759 3.690 3.767 3.882 3.899 3.874 4.141 4.335 3.766 4.218



CUADRO V.3.7

SERIE HISTORICA DE RENDIMIENTOS DE LOS CULTIVOS MAS IMPORTANTES : 1970 1984

REGION AGRARIA ICA

(TM./HA.)

ANOS	1970	1971	1972	1973	1974	1975	1976	1977	1978	1979	1980	1981	1982	1983	1984
------	------	------	------	------	------	------	------	------	------	------	------	------	------	------	------

CULTIVOS PROGRAMADOS

CULTIVOS CONSUMO HUMANO

ARROZ CASC	0.0	0.0	0.0	0.0	0.0	0.0	0.0	0.0	0.0	0.0	0.0	0.0	0.0	0.0	0.0
MAIZ AMILP	0.800	0.900	1.218	1.270	1.682	1.700	1.700	1.273	1.285	1.286	1.051	0.980	1.791	1.240	1.639
FRIJOL GRA	0.960	1.200	1.200	1.350	1.390	1.200	1.100	0.920	0.940	0.860	0.844	0.878	0.940	0.849	1.177
PAPA	15.561	16.035	12.313	12.080	12.636	12.947	12.828	13.448	20.267	19.474	16.863	20.326	21.487	19.253	20.621
TRIGO	0.800	1.345	1.434	1.938	2.063	2.140	2.011	2.282	2.945	2.090	2.101	1.683	2.366	0.593	1.034

CONSUMO INDUSTRIAL

ALGODON	1.850	1.930	1.945	1.900	1.900	2.060	1.865	1.800	1.700	1.840	1.791	1.875	1.824	1.031	1.862
CANA DE AZ	0.0	0.0	0.0	0.0	0.0	0.0	0.0	0.0	0.0	0.0	0.0	0.0	0.0	0.0	0.0
SOYA	0.0	1.000	1.000	0.0	0.0	0.0	0.0	0.0	1.600	0.0	0.0	0.0	0.0	0.0	0.0
SORGO GRA.	4.500	4.200	3.681	3.460	3.310	3.100	3.000	3.200	3.200	3.400	3.037	3.145	3.837	3.366	3.469
MAIZ AMARO	3.600	3.500	3.450	3.800	3.710	3.600	3.750	3.948	3.799	3.799	3.729	3.849	3.652	3.118	3.688
CAFE	0.0	0.0	0.0	0.0	0.0	0.0	0.0	0.0	0.0	0.0	0.0	0.0	0.0	0.0	0.0

OTROS CULTIVOS

CEBADA	3.245	3.223	3.268	1.907	1.700	1.589	1.725	1.742	1.975	1.960	2.500	2.502	2.441	1.625	1.588
PLAYANO	9.600	9.800	9.500	9.000	9.300	9.500	9.500	9.500	9.500	9.500	9.500	8.800	5.600	2.029	4.559
YUCA	0.0	15.150	12.841	12.000	12.000	12.000	12.000	12.000	12.000	12.000	12.000	8.802	9.661	7.184	9.863
QUINUA	0.0	0.0	0.0	0.0	0.0	0.0	0.0	0.0	0.0	0.0	0.0	0.0	0.0	0.0	0.0
LIMON	11.818	10.400	12.500	10.000	10.000	10.000	10.000	10.500	10.000	10.000	8.000	7.000	3.000	3.000	3.000
MANZANO	13.974	17.722	9.290	8.991	9.092	8.991	11.985	11.984	9.986	7.990	8.501	8.800	2.643	1.298	2.485
VID	3.889	5.402	4.581	4.774	4.858	4.985	5.059	4.500	5.000	5.000	5.700	5.400	4.280	3.635	3.539
MAIZ GRA	3.587	3.495	3.438	3.772	3.673	3.571	3.728	3.749	3.378	3.355	3.135	3.100	3.542	3.024	3.490



SERIE HISTORICA DE RENDIMIENTOS DE LOS CULTIVOS MAS IMPORTANTES : 1970-1984

REGION AGRARIA AREQUIPA

(TM./HA.)

AÑOS	1970	1971	1972	1973	1974	1975	1976	1977	1978	1979	1980	1981	1982	1983	1984
------	------	------	------	------	------	------	------	------	------	------	------	------	------	------	------

CULTIVOS PROGRAMADOS

CULTIVOS CONSUMO HUMANO

ARROZ CASC	6.500	6.900	7.390	7.080	7.060	7.425	7.570	7.450	7.716	7.894	8.029	8.361	8.530	7.573	8.991
MAIZ AMILR	2.150	2.000	1.640	1.620	1.779	1.800	1.900	2.178	2.126	2.213	2.049	2.062	2.162	1.535	2.062
FRIJOL GRA	1.298	1.379	1.399	1.399	1.428	1.410	1.215	1.199	1.236	1.219	1.263	1.353	1.156	0.945	1.367
PAPA	10.730	11.704	11.011	11.195	11.264	11.551	11.389	11.702	11.942	13.156	16.427	17.935	16.885	13.980	19.062
TRIGO	2.093	2.317	2.352	2.245	2.806	2.298	2.305	1.777	2.310	2.202	2.207	1.600	1.980	1.942	2.069

CONSUMO INDUSTRIAL

ALCOOHOL	1.600	1.950	2.000	1.950	1.950	1.710	1.600	1.800	2.330	2.035	1.361	1.686	1.881	1.098	2.199
CARA DE AZ	112.000	112.669	118.650	120.000	120.000	147.060	147.900	136.642	152.365	156.776	155.351	138.225	144.080	159.992	128.887
SOYA	0.0	0.0	0.0	0.0	0.0	0.0	0.0	0.0	0.0	0.0	0.0	0.0	0.0	0.0	0.0
SORGO GRA	1.733	1.800	3.503	3.700	2.800	3.288	3.100	3.030	3.000	0.0	0.0	0.0	0.0	0.0	0.0
MAIZ AMAR*	3.100	3.100	3.140	3.200	3.280	3.300	3.600	3.000	2.687	2.716	2.947	3.242	3.547	3.084	3.031
CAFE	0.0	0.0	0.0	0.0	0.0	0.0	0.0	0.0	0.0	0.0	0.0	0.0	0.0	0.0	0.0

OTROS CULTIVOS

CEBADA	1.943	1.992	2.026	1.862	1.711	1.894	1.904	2.186	1.909	1.817	2.700	2.800	1.558	1.318	2.069
PLATANO	10.000	10.400	11.550	11.300	12.000	13.000	13.000	13.600	14.000	13.900	14.000	14.000	15.000	10.000	10.000
YUCA	8.600	9.917	10.200	10.400	10.105	10.500	10.505	10.664	11.717	10.320	11.000	11.000	12.172	14.393	13.348
GUINJA	0.574	0.289	0.637	0.627	0.700	0.775	0.800	0.816	0.852	0.787	0.796	0.800	0.800	0.750	0.750
LIMON	6.053	6.850	4.833	4.417	4.500	4.400	4.900	4.111	4.889	5.875	6.000	6.000	7.000	5.000	7.000
MANZANO	9.796	8.709	8.927	9.032	9.254	9.403	8.383	9.643	8.445	9.395	9.501	9.100	7.301	6.786	7.059
VINO	6.864	7.819	7.452	7.975	7.385	7.469	7.262	7.915	6.945	8.186	5.802	5.000	5.303	4.974	4.974

* MAIZ GRA . 2.458 2.381 2.087 2.121 2.200 2.175 2.301 2.352 2.224 2.294 2.138 2.175 2.367 1.811 2.304



SERIE HISTORICA DE RENDIMIENTOS DE LOS CULTIVOS MAS IMPORTANTES : 1970 1984

REGION AGRARIA MOQUEGUA
 (TM./HA.)

ANOS	1970	1971	1972	1973	1974	1975	1976	1977	1978	1979	1980	1981	1982	1983	1984
------	------	------	------	------	------	------	------	------	------	------	------	------	------	------	------

CULTIVOS PROGRAMADOS

CULTIVOS CONSUMO HUMANO

ARROZ CASC	0.0	0.0	0.0	0.0	0.0	0.0	0.0	0.0	0.0	0.0	0.0	0.0	0.0	0.0	0.0
MAIZ AMIL*	1.500	1.400	1.135	1.340	1.200	1.220	1.200	1.324	1.595	1.502	1.840	1.712	1.661	1.320	1.953
FRIJOL GRA	1.100	1.360	1.044	0.920	0.933	0.960	0.960	0.967	1.086	1.125	1.107	1.077	0.933	0.0	1.000
PAPA	6.473	6.189	6.502	6.408	6.500	6.366	7.803	7.461	8.391	8.250	9.217	11.703	10.137	7.838	11.189
TRIGO	1.719	1.773	1.826	1.708	1.809	1.644	1.583	1.143	1.291	1.410	1.486	1.444	1.645	1.786	1.586

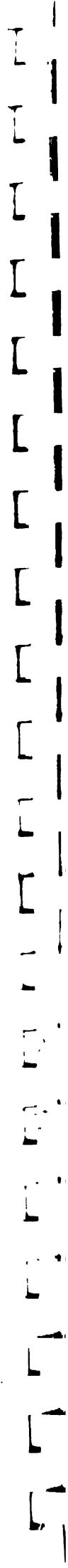
CONSUMO INDUSTRIAL

ALGODON	0.700	0.400	0.600	0.0	0.0	0.0	0.0	0.0	0.0	0.0	0.0	0.0	0.0	0.0	0.0
CANA DE AZ	0.0	0.0	0.0	0.0	0.0	0.0	0.0	0.0	0.0	0.0	0.0	0.0	0.0	0.0	0.0
SOYA	0.0	0.0	0.0	0.0	0.0	0.0	0.0	0.0	0.0	0.0	0.0	0.0	0.0	0.0	0.0
SORGO GRA*	0.0	0.0	0.0	0.0	0.0	0.0	0.0	0.0	0.0	0.0	0.0	0.0	0.0	0.0	0.0
MAIZ AMAR*	2.500	2.489	2.500	2.500	2.500	2.502	2.200	2.600	2.600	2.600	2.610	2.875	2.469	2.250	1.833
CAFE	0.0	0.0	0.0	0.0	0.0	0.0	0.0	0.0	0.0	0.0	0.0	0.0	0.0	0.0	0.0

OTROS CULTIVOS

CEBADA	1.861	1.670	1.786	1.744	1.696	1.734	1.716	1.269	1.411	1.007	1.055	0.926	0.980	0.958	0.900
PLATANO	0.0	0.0	0.0	0.0	0.0	0.0	0.0	0.0	0.0	0.0	0.0	0.0	0.0	0.0	0.0
YUCA	0.0	0.0	0.0	0.0	0.0	0.0	0.0	0.0	0.0	0.0	0.0	0.0	0.0	0.0	0.0
QUINUA	0.978	1.133	1.000	1.200	1.100	1.200	1.120	0.800	0.950	0.950	0.980	0.939	1.000	0.833	0.833
LIMON	7.800	6.310	5.727	5.429	5.429	5.538	5.800	3.800	4.417	4.417	3.000	4.786	5.000	4.143	4.286
MANZANO	8.261	5.950	4.984	4.839	3.140	4.967	3.323	5.147	5.798	5.704	5.000	5.000	7.720	6.644	4.481
VIO	5.186	4.720	5.227	4.657	5.348	4.863	5.267	4.225	6.921	4.258	4.598	4.801	6.728	5.850	4.500

* MAIZ GRA 1.813 1.687 1.429 1.576 1.485 1.484 1.441 1.387 1.650 1.551 1.923 1.771 1.760 1.327 1.949



MINISTERIO AGRARIO Y PESQUERÍA
 OFICINA SECTORIAL DE ESTADÍSTICA
 OFICINA DE ESTADÍSTICA AGROPECUARIA

FECHA 26/02/84

CUADRO V.3.10

PAG 10

SERIE HISTORICA DE RENDIMIENTOS DE LOS CULTIVOS MAS IMPORTANTES : 1970-1984

REGION AGRARIA TACNA
 (TM./HA.)

ANOS	1970	1971	1972	1973	1974	1975	1976	1977	1978	1979	1980	1981	1982	1983	1984
------	------	------	------	------	------	------	------	------	------	------	------	------	------	------	------

CULTIVOS PROGRAMADOS

CULTIVOS CONSUMO HUMANO

ARROZ CASC	0.0	0.0	0.0	0.0	0.0	0.0	0.0	0.0	0.0	0.0	0.0	0.0	0.0	0.0	0.0
MAIZ AMILA*	1.250	1.230	1.360	1.600	1.400	1.300	1.501	1.510	1.533	1.558	1.673	1.858	1.786	1.310	1.556
PAIJOL GRA	0.0	0.0	0.0	0.0	0.0	0.0	0.0	0.0	0.0	0.0	0.0	0.0	0.0	0.0	0.0
PAPA	8.410	8.141	6.605	6.385	6.501	8.360	8.403	9.308	10.332	12.286	14.479	16.455	12.288	10.250	12.587
TRIGO	1.227	1.171	1.592	1.688	1.669	1.742	2.327	2.082	2.950	2.867	1.353	1.975	2.558	1.403	2.000


CONSUMO INDUSTRIAL

ALGODON	0.933	1.000	1.000	1.308	1.365	1.400	1.300	0.0	0.0	0.0	0.0	0.0	0.0	0.0	0.0
CANA DE AZ	0.0	0.0	0.0	0.0	0.0	4.000	4.000	0.0	0.0	0.0	0.0	0.0	0.0	0.0	0.0
SOYA GRA*	0.0	0.0	0.0	0.0	0.0	0.0	0.0	0.0	0.0	0.0	0.0	0.0	0.0	0.0	0.0
SORGO GRA*	0.0	0.0	0.0	0.0	0.0	2.900	0.0	2.200	0.0	0.0	0.0	0.0	0.0	0.0	0.0
MAIZ AMAR*	2.100	2.100	2.200	2.000	2.100	1.900	1.860	2.500	3.550	2.600	2.221	2.639	3.002	2.371	2.847
CAFE	0.0	0.0	0.0	0.0	0.0	0.0	0.0	0.0	0.0	0.0	0.0	0.0	0.0	0.0	0.0

OTROS CULTIVOS

CEBADA	1.000	0.954	0.956	1.000	0.914	1.000	1.000	1.000	1.000	1.000	1.071	1.182	1.100	1.000	1.000
PLATANO	0.0	0.0	0.0	0.0	0.0	0.0	0.0	0.0	0.0	0.0	0.0	0.0	0.0	0.0	0.0
YUCA	0.0	0.0	0.0	0.0	0.0	0.0	0.0	0.0	0.0	0.0	0.0	0.0	0.0	0.0	0.0
QUINUA	0.0	0.0	0.0	0.0	0.0	0.0	0.0	0.0	0.0	0.0	0.0	0.0	0.0	0.0	0.0
LYMON	8.000	7.000	6.000	6.000	6.000	6.000	6.000	5.000	5.000	5.000	5.000	4.500	4.000	4.000	4.000
MANZANO	5.790	5.485	5.925	5.845	5.850	5.586	5.490	5.110	5.142	4.866	5.702	4.000	7.138	3.225	3.115
VIT	6.117	5.968	6.081	6.000	6.000	5.942	5.133	6.568	5.771	5.029	6.502	6.500	5.890	4.457	2.496

* MAIZ GRA : 1.714 1.743 1.890 1.867 1.866 1.729 1.653 1.666 1.771 2.101 2.112 1.593 1.928



M I N I S T E R I O D E A G R I C U L T U R A
 OFICINA SECTORIAL DE ESTADÍSTICA
 OFICINA DE ESTADÍSTICA AGROPECUARIA

FECHA 26/02/84

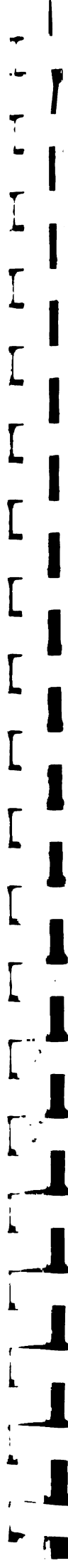
CUADRO V.3.11

PAG 11

SERIE HISTORICA DE RENDIMIENTOS DE LOS CULTIVOS MAS IMPORTANTES : 1970-1984

REGION AGRARIA CAJAMARCA
 (TM./HA.)

ANOS	1970	1971	1972	1973	1974	1975	1976	1977	1978	1979	1980	1981	1982	1983	1984
CULTIVOS PROGRAMADOS															
CULTIVOS CONSUMO HUMANO															
ARROZ CASC	5.324	4.694	4.733	4.780	4.759	4.797	4.760	4.713	6.200	4.679	4.954	5.298	4.902	4.894	5.168
MAIZ AMILA	0.685	0.500	0.480	0.566	0.612	0.616	0.667	0.785	0.755	0.730	0.587	0.688	0.833	0.829	1.002
FRIJOL GRA	0.494	0.365	0.443	0.461	0.460	0.455	0.458	0.456	0.456	0.537	0.473	0.488	0.556	0.597	0.806
PAPA	7.841	7.404	7.465	7.480	7.451	7.435	7.271	7.428	7.373	7.115	6.421	8.685	6.253	7.944	6.509
TRIGO	0.806	0.664	0.608	0.630	0.650	0.683	0.684	0.704	0.704	0.708	0.826	1.115	0.969	0.706	1.211
CONSUMO INDUSTRIAL															
ALGODON	0.0	0.0	0.0	0.0	0.0	0.0	0.0	0.0	0.0	0.0	0.0	0.0	0.0	0.0	0.0
CAÑA DE AZ	0.0	0.0	0.0	0.0	0.0	0.0	0.0	0.0	0.0	0.0	0.0	0.0	0.0	0.0	0.0
SOYA	3.000	3.000	2.800	2.900	3.000	3.000	2.200	1.804	1.800	2.220	1.798	1.927	1.973	2.002	2.028
SORGO GRA	3.000	3.000	0.0	0.0	0.0	3.000	3.000	3.000	2.600	2.800	0.0	0.0	0.0	0.0	0.0
MAIZ AMAR	1.731	1.253	1.432	1.510	1.714	1.822	2.051	1.996	1.702	1.501	1.469	2.180	2.019	2.100	2.766
CAFE	0.600	0.505	0.507	0.509	0.511	0.510	0.529	0.559	0.571	0.621	0.600	0.600	0.560	0.583	0.596
OTROS CULTIVOS															
CEBADA	0.798	0.630	0.587	0.611	0.641	0.660	0.668	0.655	0.634	0.603	0.800	1.000	0.788	0.749	0.832
PLATANO	10.658	10.233	9.881	9.798	10.258	10.199	10.231	9.828	9.739	10.042	7.500	9.591	5.819	7.793	7.287
YUCA	6.988	6.988	6.815	6.951	7.220	7.252	7.232	7.903	7.696	7.828	19.236	14.456	6.259	9.119	9.637
QUINUA	1.025	0.640	0.582	0.600	0.627	0.693	0.695	0.638	0.600	0.622	0.601	0.601	0.603	0.601	0.600
LIMON	8.237	7.120	7.007	6.928	7.035	6.751	6.571	6.775	6.505	6.898	6.500	7.000	8.709	11.362	14.325
MANZANO	5.464	5.156	4.943	5.086	5.314	5.114	5.086	5.433	5.000	5.200	6.399	2.000	1.625	1.625	1.625
VID	5.400	5.400	5.600	5.800	6.000	6.000	6.000	6.000	5.250	5.750	6.000	1.055	1.442	1.270	4.132
* MAIZ GRA	0.799	0.598	0.603	0.678	0.741	0.768	0.854	0.952	0.886	0.843	0.729	1.158	0.994	1.062	1.376



SERIE HISTORICA DE RENDIMIENTOS DE LOS CULTIVOS MAS IMPORTANTES : 1970-1984

REGION AGRARIA AMAZONAS

(TM./HA.)

ANOS	1970	1971	1972	1973	1974	1975	1976	1977	1978	1979	1980	1981	1982	1983	1984
------	------	------	------	------	------	------	------	------	------	------	------	------	------	------	------

CULTIVOS PROGRAMADOS

CULTIVOS CONSUMO HUMANO

ARROZ CASC	5.100	4.620	4.650	4.650	4.650	4.700	4.600	4.450	4.520	4.600	5.151	5.114	5.145	4.493	5.699
MAIZ AMIL*	0.310	0.450	0.430	0.500	0.405	0.500	0.600	0.704	0.507	0.788	1.019	1.026	1.434	1.443	1.291
FRIJOL GRA	0.273	0.277	0.268	0.277	0.277	0.277	0.306	0.342	0.369	0.404	0.545	0.540	0.581	0.646	0.450
PAPA	4.198	5.239	7.148	7.040	7.040	6.737	6.841	9.318	7.825	9.119	11.130	10.808	12.938	12.912	10.091
TRIGO	0.340	0.380	0.451	0.485	0.501	0.509	0.500	0.915	0.519	0.995	1.177	1.003	1.461	1.459	0.845

CONSUMO INDUSTRIAL

ALGODON	0.400	0.0	0.0	0.0	0.0	0.0	0.0	0.0	0.0	0.0	0.0	0.0	0.0	0.0	0.0
CANA DE AZ	0.0	0.0	0.0	0.0	0.0	0.0	0.0	0.0	0.0	0.0	0.0	0.0	0.0	0.0	0.0
SOYA	0.0	0.0	0.0	0.0	0.0	0.0	0.0	0.0	0.0	0.0	0.0	0.0	0.0	0.0	0.0
SORGO GRA*	0.0	0.0	0.0	0.0	0.0	0.0	0.0	0.0	0.0	0.0	0.0	0.0	0.0	0.0	0.0
MAIZ AMAR*	0.747	1.053	1.274	1.274	1.415	1.466	1.628	1.286	1.261	1.255	1.905	2.401	2.299	1.819	1.912
CAFE	0.561	0.586	0.591	0.581	0.533	0.531	0.522	0.656	0.689	0.830	0.805	0.800	0.480	0.657	0.585

OTROS CULTIVOS

CEBADA	0.390	0.400	0.419	0.496	0.500	0.561	0.550	0.751	0.805	0.868	1.000	1.000	0.920	0.909	0.900
PLATANO	8.425	8.259	8.722	8.845	8.754	8.762	8.785	9.140	8.527	9.144	8.500	9.000	9.418	8.144	5.503
YUCA	6.027	5.424	5.784	5.728	6.620	7.151	6.784	8.642	8.000	8.672	10.000	8.000	9.809	8.671	8.143
QUINUA	0.300	0.267	0.133	0.133	0.200	0.200	0.250	0.267	0.200	0.333	0.300	0.593	0.0	0.0	0.0
LIMON	9.587	9.097	9.083	9.441	9.423	9.597	9.322	11.027	11.238	11.737	16.500	11.000	5.890	5.703	9.783
MANZANO	4.600	4.800	4.500	5.000	5.000	5.000	5.000	4.600	4.200	4.400	4.667	4.667	4.000	4.000	4.000
VIT	0.0	0.0	2.000	2.000	2.000	2.000	0.0	0.0	0.0	0.0	0.0	0.0	0.0	0.0	0.0

* MAIZ GRA : 0.567 0.561 0.549 0.598 0.553 0.680 0.797 0.922 0.830 1.017 1.333 1.867 1.655 1.599 1.467



SERIE HISTORICA DE RENDIMIENTOS DE LOS CULTIVOS MAS IMPORTANTES : 1970-1984

REGION AGRARIA SAN MARTIN

(TM./HA.)

AÑOS	1970	1971	1972	1973	1974	1975	1976	1977	1978	1979	1980	1981	1982	1983	1984
------	------	------	------	------	------	------	------	------	------	------	------	------	------	------	------

CULTIVOS PROGRAMADOS

CULTIVOS CONSUMO HUMANO

ARROZ CASC	1.900	1.700	1.564	1.524	1.545	1.582	1.566	1.993	2.158	2.376	2.832	2.760	3.141	3.053	2.664
MAIZ AMIL*	0.0	0.0	0.0	0.0	0.0	0.0	0.0	1.200	1.200	1.200	0.0	0.0	0.0	0.0	0.0
FRIJOL GRA	0.700	0.700	0.679	0.758	0.735	0.750	0.800	0.804	0.805	0.804	0.736	0.782	0.796	0.705	1.022
PAPA	0.0	0.0	0.0	0.0	0.0	0.0	0.0	0.0	0.0	0.0	0.0	0.0	0.0	0.0	0.0
TRIGO	0.0	0.0	0.0	0.0	0.0	0.0	0.0	0.0	0.0	0.0	0.0	0.0	0.0	0.0	0.0

CONSUMO INDUSTRIAL

ALGODON	0.725	0.720	0.890	0.740	0.760	0.775	0.750	0.779	0.800	0.950	0.821	0.905	0.800	0.812	0.798
CANA DE AZ	0.0	0.0	0.0	0.0	0.0	0.0	0.0	0.0	0.0	0.0	0.0	0.0	0.0	0.0	0.0
YUCA	0.771	0.800	0.840	0.956	1.300	1.111	1.262	1.347	1.202	1.401	1.253	1.600	1.185	1.000	0.0
SORGO GRA.	0.0	0.0	0.0	0.0	0.0	2.000	2.000	1.644	1.701	1.592	1.667	1.741	1.875	1.000	0.0
MAIZ AMAR*	1.800	1.900	1.630	1.640	1.635	1.740	1.800	1.870	1.900	1.902	1.902	1.977	1.995	1.974	1.988
CAFE	0.590	0.520	0.460	0.470	0.460	0.460	0.440	0.650	0.620	0.758	0.750	0.750	0.501	0.480	0.611

OTROS CULTIVOS

CERADA	0.0	0.0	0.0	0.0	0.0	0.0	0.0	0.0	0.0	0.0	0.0	0.0	0.0	0.0	0.0
PLATANO	16.000	16.400	13.460	13.420	13.320	13.000	13.000	11.983	12.580	12.600	11.000	11.000	11.102	10.327	6.903
QUINUA	18.000	20.000	19.000	19.000	20.000	14.550	14.500	14.000	14.000	14.000	13.000	13.000	11.520	10.486	9.924
LIJON	0.0	0.0	0.0	0.0	0.0	0.0	0.0	0.0	0.0	0.0	0.0	0.0	0.0	0.0	0.0
MANZANO	13.000	12.500	10.253	10.031	10.129	10.103	10.000	10.000	10.000	10.000	8.000	8.000	8.000	8.000	7.752
VIO	0.0	0.0	0.0	0.0	0.0	0.0	0.0	0.0	0.0	0.0	0.0	0.0	0.0	0.0	0.0
	4.154	4.471	4.671	4.686	4.814	4.929	5.000	6.000	6.000	6.000	6.000	6.000	6.000	6.000	6.000

* MAIZ GRA 1.800 1.900 1.630 1.640 1.635 1.740 1.800 1.800 1.862 1.894 1.898 1.902 1.977 1.995 1.974 1.988

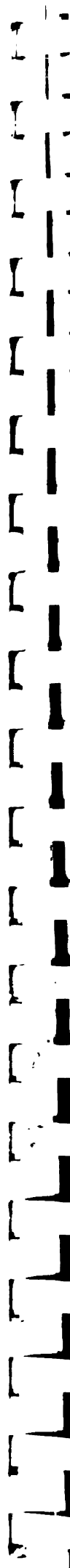


SERIE HISTORICA DE RENDIMIENTOS DE LOS CULTIVOS MAS IMPORTANTES : 1970-1984

REGION AGRARIA HUANUCO
 (TM./HA.)

ANOS	1970	1971	1972	1973	1974	1975	1976	1977	1978	1979	1980	1981	1982	1983	1984
CULTIVOS PROGRAMADOS															
CULTIVOS CONSUMO HUMANO															
ARROZ CASC	1.600	1.900	1.950	1.780	1.890	1.830	2.100	1.897	2.000	2.000	1.907	1.855	1.847	1.913	1.937
MAIZ AMIL* FRIJOL GRA	1.091 1.078	1.097 1.094	1.135 1.055	1.135 1.124	1.072 1.088	1.071 1.088	1.261 1.021	1.338 1.049	1.394 1.064	1.309 0.996	1.311 1.020	1.160 1.101	1.163 0.829	1.110 0.857	1.137 0.955
PAPA TRIGO	6.396 0.890	6.543 0.875	6.369 0.904	4.371 0.948	6.427 0.925	6.427 0.956	6.604 0.964	6.630 1.156	6.799 1.115	7.250 1.113	7.406 1.378	6.486 1.096	6.952 0.962	8.420 1.205	7.938 0.956
CONSUMO INDUSTRIAL															
ALGODON	0.500	0.500	0.500	0.0	0.0	0.0	0.0	0.0	0.0	0.0	0.0	0.0	0.0	0.0	0.0
CARA DE AZ	160.000	160.000	160.000	160.000	160.000	150.000	150.000	150.000	150.000	150.000	150.000	150.000	150.000	150.000	150.000
SOYA	0.0	0.0	0.0	0.0	0.0	0.0	0.0	0.0	0.0	0.0	0.0	0.0	0.0	0.0	0.0
SORGO GRA*	0.0	0.0	0.0	0.0	0.0	0.0	0.0	0.0	0.0	0.0	0.0	0.0	0.0	0.0	0.0
MAIZ AMAR*	1.800	1.600	2.107	1.930	1.940	1.900	2.000	1.929	2.000	1.875	2.019	2.032	1.980	1.820	1.998
CAFE	0.441	0.401	0.461	0.466	0.466	0.461	0.441	0.650	0.670	0.714	0.670	0.531	0.473	0.475	0.784
OTROS CULTIVOS															
CEBADA	0.887	1.042	0.999	0.938	0.982	0.988	0.977	1.037	1.104	0.907	1.100	1.200	1.326	2.265	1.256
PLATANO	11.984	12.988	11.991	12.186	12.086	9.988	9.990	12.487	11.988	11.990	24.100	27.110	24.052	23.196	21.600
YUCA	15.774	15.617	15.421	15.162	15.187	13.564	13.769	13.611	13.763	13.646	7.050	7.100	14.940	15.007	19.671
QUINUA	0.741	0.550	0.540	0.510	0.558	0.600	0.600	0.630	0.600	0.600	0.649	0.700	0.702	0.701	0.700
LIMON	19.075	11.312	11.533	9.353	10.094	10.253	10.088	7.357	7.357	7.357	10.000	10.000	9.000	9.286	8.571
MANZANO	5.600	5.600	6.200	6.600	7.000	7.000	6.000	5.000	5.000	5.000	5.000	5.000	5.000	5.000	5.000
VID	3.000	3.000	0.0	0.0	0.0	0.0	0.0	0.0	0.0	0.0	0.0	0.0	0.0	0.0	0.0

MAIZ GRAB* 10.260 10.267 1.462 1.417 1.381 1.276 1.445 1.581 1.634 1.521 1.541 1.363 1.452 1.409 1.539



SERIE HISTORICA DE RENDIMIENTOS DE LOS CULTIVOS MAS IMPORTANTES : 1970 1984

REGION AGRARIA PASCO
 (TM./HA.)

AÑOS	1970	1971	1972	1973	1974	1975	1976	1977	1978	1979	1980	1981	1982	1983	1984
------	------	------	------	------	------	------	------	------	------	------	------	------	------	------	------

CULTIVOS PROGRAMADOS

CULTIVOS CONSUMO HUMANO

ARROZ CASC	1.600	2.450	1.400	1.400	1.400	1.367	1.400	1.400	1.399	1.400	0.0	0.0	1.386	1.337	1.135
MAIZ AMILLO	0.960	0.850	0.900	0.900	0.850	0.950	1.000	1.237	1.234	1.245	1.541	1.200	1.499	1.500	1.517
FRÍJOL GRA	1.284	0.607	0.983	0.967	0.971	0.956	0.950	1.128	1.134	1.139	0.0	0.0	1.000	0.912	1.316
PAPA	5.800	6.000	6.000	6.000	6.000	6.250	6.200	7.520	8.000	8.200	7.489	7.502	9.011	9.114	9.247
TRIGO	1.300	1.000	0.900	1.000	1.000	1.200	1.100	1.130	1.000	1.100	1.500	1.128	1.606	1.332	1.300

CONSUMO INDUSTRIAL

ALGODON	0.0	0.0	0.0	0.0	0.0	0.0	0.0	0.0	0.0	0.0	0.0	0.0	0.0	0.0	0.0
CANA DE AZ	0.0	0.0	0.0	0.0	0.0	0.0	0.0	0.0	0.0	0.0	0.0	0.0	0.0	0.0	0.0
SOYA	0.0	0.0	0.0	0.0	0.0	0.0	0.0	0.0	0.0	0.0	0.0	0.0	0.0	0.0	0.0
SORGO GRA*	0.0	0.0	0.0	0.0	0.0	0.0	0.0	0.0	0.0	0.0	0.0	0.0	0.0	0.0	0.0
MAIZ AMAR*	1.600	1.450	1.600	1.800	1.800	1.780	1.800	2.030	2.060	2.000	1.535	2.000	1.663	1.691	1.727
CAFE	0.650	0.600	0.450	0.450	0.450	0.470	0.470	0.630	0.630	0.679	0.910	0.934	0.574	0.770	0.835

OTROS CULTIVOS

CEBADA	1.300	0.910	0.900	0.902	0.900	1.100	1.100	0.730	0.700	0.700	0.900	0.958	0.857	0.789	0.789
PLATANO	16.000	15.000	14.500	15.000	15.000	14.800	14.500	14.500	14.500	14.500	14.500	10.000	12.957	13.130	6.885
YUCA	13.000	10.000	15.000	15.000	15.000	15.000	15.000	15.000	15.000	15.000	15.000	21.000	17.278	15.655	14.051
QUINUA	0.700	0.600	0.0	0.0	0.0	0.0	0.0	0.600	0.600	0.600	0.667	0.500	0.0	0.0	0.0
LIMON	12.000	10.000	8.000	8.000	8.000	8.500	8.500	8.500	8.500	8.500	8.571	11.500	10.000	7.143	7.143
MANZANO	0.0	0.0	0.0	0.0	0.0	0.0	0.0	0.0	0.0	0.0	0.0	0.0	0.0	0.0	0.0
VINO	0.0	0.0	0.0	0.0	0.0	0.0	0.0	0.0	0.0	0.0	0.0	0.0	0.0	0.0	0.0

* MAIZ GRA 1.193 1.101 1.351 1.315 1.295 1.354 1.390 1.492 1.473 1.502 1.538 1.262 1.580 1.581 1.592



SERIE HISTORICA DE RENDIMIENTOS DE LOS CULTIVOS MAS IMPORTANTES : 1970-1984

REGION AGRARIA JUNIN
 (TM./HA.)

ANOS	1970	1971	1972	1973	1974	1975	1976	1977	1978	1979	1980	1981	1982	1983	1984
CULTIVOS PROGRAMADOS															
CULTIVOS CONSUMO HUMANO															
ARROZ CASC	1.300	1.270	1.209	1.230	1.299	1.300	1.490	1.400	1.401	1.491	1.282	1.456	1.460	1.449	1.441
MAIZ AMILG	1.112	1.123	1.177	1.200	1.222	1.200	1.250	1.030	0.901	0.952	1.001	1.254	1.164	0.987	1.171
FRIJOL GRA	3.215	1.170	1.174	1.174	1.178	1.083	1.083	1.017	1.102	1.019	0.868	0.751	0.934	0.895	0.921
PAPA	5.609	3.626	1.142	1.142	1.176	1.082	1.702	6.008	8.437	8.450	10.142	10.148	10.418	8.911	10.172
TRIGO	1.095	1.150	1.150	1.240	1.220	1.265	1.265	1.250	1.260	1.260	1.566	1.311	1.392	1.184	1.440
CONSUMO INDUSTRIAL															
ALGODON	0.500	0.500	0.0	0.0	0.0	0.0	0.0	0.0	0.0	0.0	0.0	0.0	0.0	0.0	0.0
CANA DE AZ	0.0	0.0	0.0	0.0	0.0	0.0	0.0	0.0	0.0	0.0	0.0	0.0	0.0	0.0	0.0
SOYA	0.0	0.0	2.000	2.000	2.000	2.000	1.400	1.200	1.198	1.198	1.258	1.377	1.170	1.337	1.306
SORGO GRA	0.0	0.0	0.0	0.0	0.0	0.0	0.0	0.0	0.0	0.0	0.0	0.0	0.0	0.0	0.0
MAIZ AMAR	1.400	1.370	1.395	1.400	1.400	1.400	1.700	2.500	2.500	2.500	2.274	2.112	2.186	2.163	2.016
CAFE	0.580	0.520	0.520	0.530	0.530	0.520	0.510	0.550	0.590	0.677	0.650	0.640	0.539	0.522	0.459
OTROS CULTIVOS															
CEBADA	1.195	1.220	1.260	1.260	1.240	1.170	1.200	0.701	0.900	1.199	1.600	1.600	1.210	1.061	1.321
PLATANO	18.097	17.069	15.909	15.893	16.891	14.043	14.143	12.000	12.982	12.958	10.000	9.500	7.587	6.156	9.148
YUCA	18.966	11.060	15.165	13.032	13.251	13.183	13.168	12.967	12.945	12.948	13.000	11.000	12.907	12.715	13.117
QUINUA	0.660	0.699	0.740	0.851	0.890	0.851	0.850	0.951	0.751	0.800	0.900	0.977	0.956	0.915	0.900
LIMON	13.234	13.504	11.724	11.724	11.724	12.005	12.097	10.873	9.460	8.926	10.000	14.000	6.138	2.614	3.357
MANZANO	6.000	6.500	5.667	5.667	6.000	6.000	5.000	4.800	5.200	5.800	9.000	6.000	5.333	5.333	5.000
VIT	5.000	4.500	4.500	4.500	4.500	0.0	0.0	0.0	0.0	0.0	0.0	0.0	0.0	0.0	0.0
MAIZ GRA	1.165	1.168	1.210	1.232	1.258	1.278	1.350	1.443	1.266	1.284	1.319	1.423	1.410	1.256	1.347



M I N I S T E R I O D E A S E R I C U L T U R A
 OFICINA SECTORIAL DE ESTADÍSTICA
 OFICINA DE ESTADÍSTICA AGROPECUARIA

FECHA 26/02/84

CUADRO V.3.17

-PAG 17

SERIE HISTORICA DE RENDIMIENTOS DE LOS CULTIVOS MAS IMPORTANTES : 1970-1984

REGION AGRARIA HUANCVELICA
 (TM./HA.)

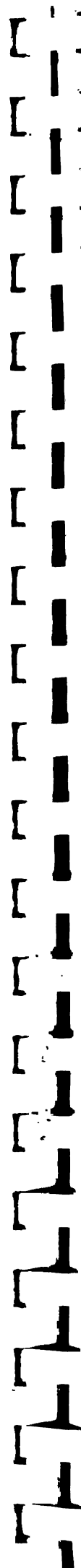
ANDS	1970	1971	1972	1973	1974	1975	1976	1977	1978	1979	1980	1981	1982	1983	1984
CULTIVOS PROGRAMADOS															
CULTIVOS CONSUMO HUMANO															
ARROZ CASO	0.271	0.237	0.095	0.104	0.083	0.106	0.206	0.050	0.050	0.050	0.070	0.189	0.0	0.0	0.0
MAIZ AMILLO	1.598	1.264	1.059	1.145	1.159	1.199	1.105	1.107	1.105	1.050	1.070	1.189	0.0	0.0	0.0
PAIJOL GRA	4.776	4.604	4.634	4.694	4.715	4.835	4.726	4.729	5.348	4.726	7.169	8.643	7.654	0.937	0.788
TRIGO	1.086	0.723	0.736	0.754	0.755	0.769	0.764	0.760	0.756	0.760	1.087	1.401	1.939	1.071	1.290
CONSUMO INDUSTRIAL															
ALGODON	1.067	0.900	1.000	1.400	1.600	0.0	0.0	0.0	0.0	0.0	0.0	0.0	0.0	0.0	0.0
CARA DE AZ	0.0	0.0	0.0	0.0	0.0	0.0	0.0	0.0	0.0	0.0	0.0	0.0	0.0	0.0	0.0
SOYA	0.0	0.0	0.0	0.0	0.0	0.0	0.0	0.0	0.0	0.0	0.0	0.0	0.0	0.0	0.0
SORGO GRA	0.0	0.0	0.0	0.0	0.0	0.0	0.0	0.0	0.0	0.0	0.0	0.0	0.0	0.0	0.0
MAIZ AMARO	0.646	0.677	0.615	0.646	0.677	0.692	0.677	0.550	0.554	0.557	0.550	0.0	0.0	0.0	0.0
OTROS CULTIVOS															
CEBADA	0.856	0.805	0.813	0.809	0.794	0.757	0.755	0.757	0.756	0.756	1.700	1.400	1.300	1.339	1.682
PLATANO	9.000	8.000	8.000	8.000	8.000	8.200	8.000	8.000	8.000	8.000	10.000	10.886	4.533	5.000	5.000
YUCA	10.800	9.867	8.000	8.500	8.600	8.600	0.0	0.0	0.0	0.0	9.667	4.000	5.000	4.000	0.0
QUINUA	0.522	0.500	0.550	0.536	0.591	0.572	0.550	0.550	0.550	0.550	0.599	0.600	0.601	0.500	0.900
LIMON	5.000	5.786	6.000	6.471	6.235	6.200	6.000	6.000	6.000	6.000	6.000	2.000	1.333	1.133	1.167
MANZANO	5.600	8.000	8.400	8.500	9.000	9.000	8.000	6.000	6.000	6.000	5.000	4.514	5.143	6.571	4.595
VIO	3.333	2.000	3.500	4.000	4.000	4.000	0.0	0.0	0.0	0.0	0.0	0.0	0.0	0.0	0.0
MAIZ GAA	1.271	1.237	1.095	1.104	1.083	1.106	1.206	1.050	1.050	1.050	1.070	1.189	1.349	0.956	1.430



SERIE HISTORICA DE RENDIMIENTOS DE LOS CULTIVOS MAS IMPORTANTES : 1970-1984

REGION AGRARIA AYAUCUCHO
 (TM./HA.)

ANOS	1970	1971	1972	1973	1974	1975	1976	1977	1978	1979	1980	1981	1982	1983	1984
CULTIVOS PROGRAMADOS															
CULTIVOS CONSUMO HUMANO															
ARROZ CASC	0.913	1.054	1.115	1.156	1.125	1.085	1.083	1.083	1.164	1.160	1.446	1.500	1.465	1.500	1.472
MAIZ AMIL*	0.870	0.870	0.891	0.901	0.902	0.921	0.994	0.994	0.988	0.977	0.653	1.030	1.002	0.436	0.713
FRIJOL GRA	0.790	0.865	0.995	0.983	1.075	0.932	0.965	0.977	0.977	0.975	0.972	1.062	1.213	0.576	0.692
PAPA	4.750	4.952	4.846	4.897	4.993	5.097	5.175	5.284	5.284	5.332	5.603	7.611	7.586	3.605	5.076
TRIGO	0.863	0.814	0.774	0.800	0.774	0.818	0.819	0.785	0.793	0.809	0.640	1.077	1.019	0.527	0.712
CONSUMO INDUSTRIAL															
ALGODON	0.910	0.847	0.857	0.919	0.954	0.940	0.947	0.850	0.720	0.733	0.0	0.0	0.0	0.0	0.0
CANA DE AZ	0.0	0.0	0.0	0.0	0.0	0.0	0.0	0.0	0.0	0.0	0.0	0.0	0.0	0.0	0.0
SOYA	0.0	0.0	0.0	0.0	0.0	0.0	0.0	0.0	0.0	0.0	0.0	0.0	0.0	0.0	0.0
SOJOL GRA	0.0	0.0	1.600	1.600	1.600	0.0	0.0	1.670	1.600	1.600	0.0	0.0	0.0	0.0	0.0
MAIZ AGR*	1.003	0.931	1.000	1.000	1.100	1.500	1.600	1.576	1.576	1.575	1.102	2.197	2.373	2.179	2.159
CAFE	0.670	0.883	0.670	0.650	0.650	0.650	0.630	0.530	0.540	0.547	0.540	0.530	0.573	0.386	0.500
OTROS CULTIVOS															
CEREA	0.822	0.818	0.823	0.847	0.835	0.880	0.890	0.882	0.885	0.887	0.750	0.750	1.135	0.512	0.667
PLATANO	14.000	13.708	12.800	13.100	12.900	13.000	13.200	13.200	13.200	13.200	8.000	8.000	12.523	8.432	8.438
YUCA	11.841	13.452	12.200	12.300	12.100	12.300	12.300	12.400	12.362	12.361	11.000	11.000	11.003	10.957	10.595
QUINUA	0.560	0.529	0.491	0.535	0.551	0.592	0.590	0.628	0.632	0.630	0.553	0.500	0.553	0.515	0.500
LIMON	9.205	9.832	9.077	9.586	9.586	9.700	9.567	9.123	9.044	9.044	5.513	5.000	2.692	3.333	3.333
MANZANO	7.205	7.038	7.067	7.044	7.178	7.171	7.086	6.333	6.267	6.267	4.500	4.000	3.556	4.286	4.286
VID	5.435	5.493	6.364	6.382	6.418	5.825	5.650	5.600	5.600	5.600	4.500	4.500	4.500	4.500	4.500
MAIZ GRA	0.903	0.874	0.895	0.905	0.909	0.947	1.040	1.020	1.013	1.006	0.729	1.154	1.104	0.784	0.985



MINISTERIO DE AGRICULTURA
 OFICINA SECTORIAL DE ESTADÍSTICA
 OFICINA DE ESTADÍSTICA AGROPECUARIA

FECHA 26/02/84

CUADRO V.3.19

PAG 19

SERIE HISTORICA DE RENDIMIENTOS DE LOS CULTIVOS MAS IMPORTANTES : 1970-1984

REGION AGRARIA APJRMAC

(TM./HA.)

ANOS	1970	1971	1972	1973	1974	1975	1976	1977	1978	1979	1980	1981	1982	1983	1984
------	------	------	------	------	------	------	------	------	------	------	------	------	------	------	------

CULTIVOS PROGRAMADOS

CULTIVOS CONSUMO HUMANO

ARROZ CASC	0.0	0.0	0.0	0.0	0.0	0.0	0.0	0.0	0.0	0.0	0.0	0.0	0.0	0.0	0.0
MAIZ AMIL*	0.989	0.972	0.908	0.981	0.933	0.978	1.057	0.932	0.931	0.931	0.814	1.112	3.810	0.793	1.886
FRIJOL GRA	1.253	1.251	0.991	1.121	1.127	1.208	1.200	1.134	1.125	1.195	0.912	0.946	0.956	0.912	0.904
PAPA	5.508	5.935	6.487	5.956	5.971	6.084	6.038	5.837	6.016	5.837	6.335	6.593	5.955	5.197	7.128
TRIGO	0.883	0.968	0.916	0.978	0.913	0.954	0.973	0.979	0.914	0.966	0.934	1.053	0.968	0.911	1.148

CONSUMO INDUSTRIAL

ALGODON	0.0	0.0	0.0	0.0	0.0	0.0	0.0	0.0	0.0	0.0	0.0	0.0	0.0	0.0	0.0
CARA DE AZ	0.0	0.0	0.0	0.0	0.0	0.0	0.0	0.0	0.0	0.0	0.0	0.0	0.0	0.0	0.0
SOYA	0.0	0.0	0.0	0.0	0.0	0.0	0.0	0.0	0.0	0.0	0.0	0.0	0.0	0.0	0.0
SORGO GRA*	2.000	0.0	0.0	0.0	0.0	0.0	0.0	0.0	0.0	0.0	0.0	0.0	0.0	0.0	0.0
MAIZ AMAR*	0.0	0.0	0.0	0.0	0.0	0.0	0.0	1.279	1.280	1.283	1.351	1.521	1.272	1.187	1.352
CAFE	0.600	0.600	0.600	0.600	0.600	0.600	0.600	0.600	0.600	0.600	0.600	0.600	0.600	0.600	0.600

OTROS CULTIVOS

CEBADA	0.901	0.805	0.804	0.857	0.811	0.828	0.838	0.861	0.836	0.814	1.300	1.350	1.216	1.238	1.330
PLACANO	11.333	11.200	11.280	10.850	10.500	10.000	10.000	10.030	10.500	10.040	9.877	8.778	9.333	8.667	7.467
YUCA	14.000	12.000	11.280	10.500	10.900	19.055	9.333	19.867	19.920	10.000	5.804	5.800	8.000	5.118	4.000
QUINUA	0.508	0.502	0.600	0.646	0.539	0.566	0.583	0.574	0.614	0.593	0.701	0.650	0.650	0.564	0.500
LIMON	4.622	4.106	5.000	5.800	5.000	5.500	5.000	5.000	5.500	5.000	4.000	5.205	5.000	5.000	5.000
MANZANO	9.000	9.500	8.000	9.000	8.500	8.500	7.800	7.500	8.000	8.200	8.395	9.185	6.000	5.000	5.200
VID	4.000	2.917	5.000	5.200	5.000	4.800	5.000	5.000	4.800	5.000	5.000	7.500	5.000	5.000	5.000

* MAIZ GRA 0.989 0.972 0.908 0.981 0.933 0.978 1.057 0.944 0.943 0.942 0.942 0.826 1.122 3.785 0.802 1.868

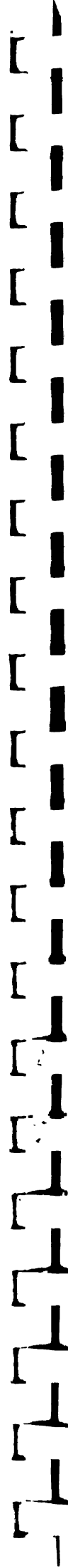


SERIE HISTORICA DE RENDIMIENTOS DE LOS CULTIVOS MAS IMPORTANTES : 1970-1984

REGION AGRARIA CUZCO

(TM./HA.)

AÑOS	1970	1971	1972	1973	1974	1975	1976	1977	1978	1979	1980	1981	1982	1983	1984
CULTIVOS PROGRAMADOS															
CULTIVOS CONSUMO HUMANO															
ARROZ CASC	1.960	1.750	1.800	1.900	1.810	1.800	1.800	1.630	1.700	1.750	1.709	1.544	1.760	1.602	1.806
MAIZ AMILLO	1.380	1.474	1.488	1.487	1.563	1.654	1.097	1.097	1.093	1.095	1.666	1.773	1.549	1.209	1.427
FRÍJOL GRA	1.164	1.370	1.370	1.274	1.619	1.277	1.373	1.373	1.267	1.294	0.828	0.951	0.960	0.874	0.968
PAPA	4.848	4.889	4.878	4.931	4.968	5.506	5.879	5.879	5.855	5.854	6.546	7.666	7.368	5.307	7.000
TRIGO	0.911	0.940	0.959	0.956	1.048	1.057	1.030	1.030	1.026	1.017	1.288	1.362	1.189	0.887	1.046
CONSUMO INDUSTRIAL															
ALGODON	0.0	0.0	0.0	0.0	0.0	0.0	0.0	0.0	0.0	0.0	0.0	0.0	0.0	0.0	0.0
CAÑA DE AZ	0.0	0.0	0.0	0.0	0.0	0.0	0.0	0.0	0.0	0.0	0.0	0.0	0.0	0.0	0.0
SOYA	0.0	0.0	0.0	0.0	0.0	2.000	0.0	0.0	1.700	1.700	1.000	0.0	1.000	1.125	0.235
SORGO GRA	0.0	0.0	0.0	0.0	0.0	0.0	0.0	0.0	0.0	0.0	0.0	0.0	0.0	0.0	0.0
MAIZ AMAR	1.740	2.030	1.820	1.750	1.930	2.000	1.893	1.893	1.892	1.893	1.990	1.897	1.893	1.731	1.821
CAFE	0.600	0.830	0.800	0.800	0.805	0.750	0.740	0.740	0.740	0.758	0.700	0.700	0.555	0.489	0.483
OTROS CULTIVOS															
CERADA	0.966	0.929	1.010	1.059	1.177	1.200	1.021	1.021	0.965	0.971	1.500	1.103	1.174	0.807	1.098
PLATANO	20.667	17.422	17.336	17.422	17.291	15.118	13.961	13.961	14.950	15.941	14.200	11.000	7.711	11.761	14.807
YUCA	22.000	23.600	22.000	22.630	22.500	14.000	19.982	19.982	18.991	20.989	13.300	28.200	13.219	14.042	11.027
QUINUA	0.778	0.721	0.911	0.870	0.991	0.907	0.861	0.861	0.813	0.812	0.979	0.211	0.797	0.605	0.200
LIMON	14.348	15.000	14.774	13.962	14.886	11.778	11.084	11.084	10.103	10.145	7.694	2.525	1.700	1.200	1.200
MANZANO	7.526	8.250	8.275	8.075	8.050	8.367	8.724	8.724	8.733	5.200	7.000	7.000	7.875	6.000	6.250
VIO	0.0	0.0	0.0	0.0	0.0	0.0	0.0	0.0	0.0	0.0	0.0	0.0	0.0	0.0	0.0
* MAIZ GAA	1.601	1.559	1.521	1.519	1.598	1.572	1.184	1.184	1.163	1.186	1.747	1.804	1.617	1.312	1.494



MINISTERIO DE AGRICULTURA
 OFICINA SECTORIAL DE ESTADÍSTICA
 OFICINA DE ESTADÍSTICA AGROPECUARIA

FECHA 26/02/84

CUADRO V.3.21

PAG 21

SERIE HISTORICA DE RENDIMIENTOS DE LOS CULTIVOS MAS IMPORTANTES : 1970-1984

REGION AGRARIA PUNO
 (TM./HA.)

AÑOS	1970	1971	1972	1973	1974	1975	1976	1977	1978	1979	1980	1981	1982	1983	1984
------	------	------	------	------	------	------	------	------	------	------	------	------	------	------	------

CULTIVOS PROGRAMADOS

CULTIVOS CONSUMO HUMANO

ARROZ CASC	0.900	0.821	0.750	0.787	0.800	1.100	1.103	0.972	1.200	1.238	1.622	1.975	1.658	1.396	1.438
MAIZ AMILA	0.920	0.950	0.950	0.970	0.880	0.910	0.900	0.890	0.940	0.940	0.907	0.832	1.162	0.612	0.861
FRIJOL GRA	0.800	0.771	0.700	0.712	0.800	0.700	0.700	0.630	0.600	0.591	0.600	0.000	0.000	0.000	0.000
PAPA	4.538	5.177	4.779	4.941	4.565	4.570	4.590	4.194	5.284	5.448	4.485	5.358	6.718	3.580	5.759
TRIGO	0.514	0.511	0.577	0.600	0.532	0.603	0.552	0.519	0.511	0.550	0.500	0.000	0.892	0.521	0.904

CONSUMO INDUSTRIAL

ALGODON	0.0	0.0	0.0	0.0	0.0	0.0	0.0	0.0	0.0	0.0	0.0	0.0	0.0	0.0	0.0
CANA DE AZ	0.0	0.0	0.0	0.0	0.0	0.0	0.0	0.0	0.0	0.0	0.0	0.0	0.0	0.0	0.0
SOYA	0.0	0.0	0.0	0.0	0.0	0.0	0.0	0.0	0.0	0.0	0.0	0.0	0.0	0.0	0.0
SORGO GRA	0.0	0.0	0.0	0.0	0.0	0.0	0.0	0.0	0.0	0.0	0.0	0.0	0.0	0.0	0.0
MAIZ AMARO	0.980	0.990	1.070	1.200	1.170	1.200	1.300	1.130	0.920	0.930	1.014	1.031	1.194	0.902	0.913
CAFE	0.500	0.660	0.600	0.600	0.600	0.590	0.600	0.600	0.650	0.655	0.650	0.611	0.630	0.437	0.371

OTROS CULTIVOS

SEBADA	0.372	0.376	0.542	0.620	0.547	0.621	0.621	0.621	0.611	0.621	0.692	0.518	0.941	0.546	0.731
PLATANO	12.300	12.400	12.678	11.300	11.000	12.000	12.000	12.250	12.300	12.420	12.900	12.000	8.228	13.714	15.192
YUCA	10.381	10.500	9.400	9.300	10.000	10.000	9.000	8.900	8.800	9.200	10.500	9.603	9.000	8.762	9.590
QUINUA	0.429	0.368	0.442	0.401	0.441	0.580	0.530	0.530	0.491	0.500	0.779	0.502	0.694	0.367	0.654
LIMON	0.0	0.313	0.647	0.412	0.588	0.000	0.000	0.682	0.533	0.308	7.846	8.000	8.000	7.500	7.500
MANZANO	0.0	0.0	0.0	0.0	0.0	0.0	0.0	0.0	0.0	0.0	0.0	0.0	0.0	0.0	0.0
VINO	0.0	0.0	0.0	0.0	0.0	0.0	0.0	0.0	0.0	0.0	0.0	0.0	0.0	0.0	0.0

* MAIZ GRA 0.954 0.971 1.015 1.074 1.053 1.066 1.197 1.000 0.930 0.935 0.975 0.937 1.180 0.864 0.891



M I N I S T E R I O D E A G R I C U L T U R A
 OFICINA SECTORIAL DE ESTADÍSTICA
 OFICINA DE ESTADÍSTICA AGROPECUARIA

FECHA 26/02/84

CUADRO V.3.22

PAG 22

SERIE HISTORICA DE RENDIMIENTOS DE LJS CULTIVOS MAS IMPORTANTES : 1970-1984

REGION AGRARIA LORETO
 (TM./HA.)

ANOS	1970	1971	1972	1973	1974	1975	1976	1977	1978	1979	1980	1981	1982	1983	1984
CULTIVOS PROGRAMADOS															
CULTIVOS CONSUMO HUMANO															
ARROZ CASC	1.800	1.820	1.770	1.780	1.840	1.800	1.800	2.132	2.071	2.028	1.886	2.022	2.121	2.211	2.116
MAIZ AMIL*	0.0	0.0	0.0	0.0	0.0	0.0	0.0	1.200	1.200	1.199	0.0	0.0	0.0	0.0	0.0
FRIJOL GRA	1.050	0.950	0.870	1.190	1.015	1.050	1.000	1.031	1.051	1.045	1.024	1.038	1.063	1.031	1.003
PAPA	0.0	0.0	0.0	0.0	0.0	0.0	0.0	0.0	0.0	0.0	0.0	0.0	0.0	0.0	0.0
TRIGO	0.0	0.0	0.0	0.0	0.0	0.0	0.0	0.0	0.0	0.0	0.0	0.0	0.0	0.0	0.0
CONSUMO INDUSTRIAL															
ALGODON	0.450	0.500	0.0	0.0	0.0	0.0	0.0	0.0	0.0	0.0	0.0	0.0	0.0	0.0	0.0
CABA DE AZ	0.0	0.0	0.0	0.0	0.0	0.0	0.0	0.0	0.0	0.0	0.0	0.0	0.0	0.0	0.0
SOYA	0.0	1.800	1.200	0.925	0.933	1.000	0.900	1.000	1.000	1.000	0.0	0.0	0.0	0.667	0.200
SORGO GRA*	0.0	0.0	0.0	0.0	0.0	0.0	0.0	0.0	0.0	0.0	0.0	0.0	0.0	0.0	0.0
MAIZ ANAR*	1.450	1.500	1.600	1.450	1.520	1.500	1.500	1.452	1.557	1.522	1.419	1.489	1.608	1.585	1.523
CAFE	0.400	0.380	0.400	0.351	0.351	0.360	0.349	0.800	0.800	0.800	0.790	0.750	0.800	0.796	0.083
OTROS CULTIVOS															
CEBADA	0.0	0.0	0.0	0.0	0.0	0.0	0.0	0.0	0.0	0.0	0.0	0.0	0.0	0.0	0.0
PLATANO	9.800	13.000	10.000	10.000	10.000	10.000	9.475	10.000	10.000	10.000	4.928	11.174	11.672	7.732	6.050
YUCA	13.500	15.000	12.000	11.835	11.500	11.300	11.000	11.000	11.000	11.000	11.554	11.621	10.606	11.364	11.054
QUINUA	0.0	0.0	0.0	0.0	0.0	0.0	0.0	0.0	0.0	0.0	0.0	0.0	0.0	0.0	0.0
LIMON	6.600	6.200	6.179	6.000	6.200	6.700	6.700	5.500	5.500	5.500	7.036	6.328	9.850	9.857	13.900
MANZANO	0.0	0.0	0.0	0.0	0.0	0.0	0.0	0.0	0.0	0.0	0.0	0.0	0.0	0.0	0.0
VTD	0.0	0.0	0.0	0.0	0.0	0.0	0.0	0.0	0.0	0.0	0.0	0.0	0.0	0.0	0.0
* MAIZ GRA	1.450	1.500	1.600	1.450	1.500	1.480	1.500	1.404	1.491	1.465	1.419	1.489	1.608	1.585	1.523



M I N I S T E R I O D E A G R I C U L T U R A
 DIRECCION GENERAL DE ESTADISTICA
 OFICINA DE ESTADISTICA AGROPECUARIA

FECHA 26/02/84,


CUADRO V.3.23

PAG 23

SERIE HISTORICA DE RENDIMIENTOS DE LOS CULTIVOS MAS IMPORTANTES : 1970 1984

REGION AGRARIA UCAYALI
 (TM./HA.)

ANOS	1970	1971	1972	1973	1974	1975	1976	1977	1978	1979	1980	1981	1982	1983	1984
CULTIVOS PROGRAMADOS															
CULTIVOS CONSUMO HUMANO															
ARROZ LASC	0.0	0.0	0.0	0.0	0.0	0.0	0.0	0.0	0.0	0.0	0.0	1.966	1.975	2.299	2.183
MAIZ AMIL*	0.0	0.0	0.0	0.0	0.0	0.0	0.0	0.0	0.0	0.0	0.0	0.0	0.0	0.0	0.0
FRIJOL GRA	0.0	0.0	0.0	0.0	0.0	0.0	0.0	0.0	0.0	0.0	0.0	1.029	0.872	0.763	0.559
PAPA	0.0	0.0	0.0	0.0	0.0	0.0	0.0	0.0	0.0	0.0	0.0	0.0	0.0	0.0	0.0
TRIGO	0.0	0.0	0.0	0.0	0.0	0.0	0.0	0.0	0.0	0.0	0.0	0.0	0.0	0.0	0.0
CONSUMO INDUSTRIAL															
ALGODON	0.0	0.0	0.0	0.0	0.0	0.0	0.0	0.0	0.0	0.0	0.0	0.0	0.0	0.0	0.0
CANA DE AZ	0.0	0.0	0.0	0.0	0.0	0.0	0.0	0.0	0.0	0.0	0.0	0.0	0.0	0.0	0.0
SOYA	0.0	0.0	0.0	0.0	0.0	0.0	0.0	0.0	0.0	0.0	0.0	0.0	0.0	0.0	0.0
SORGO GRA	0.0	0.0	0.0	0.0	0.0	0.0	0.0	0.0	0.0	0.0	0.0	0.0	0.0	0.0	0.0
MAIZ AMAR*	0.0	0.0	0.0	0.0	0.0	0.0	0.0	0.0	0.0	0.0	0.0	1.737	1.896	1.684	1.981
CAFE	0.0	0.0	0.0	0.0	0.0	0.0	0.0	0.0	0.0	0.0	0.0	0.0	0.0	0.0	0.0
OTROS CULTIVOS															
CEBADA	0.0	0.0	0.0	0.0	0.0	0.0	0.0	0.0	0.0	0.0	0.0	0.0	0.0	0.0	0.0
PLATANO	0.0	0.0	0.0	0.0	0.0	0.0	0.0	0.0	0.0	0.0	11.900	10.500	6.491	7.613	5.168
YUCA	0.0	0.0	0.0	0.0	0.0	0.0	0.0	0.0	0.0	0.0	12.100	11.150	11.004	10.833	11.456
JUJUNIA	0.0	0.0	0.0	0.0	0.0	0.0	0.0	0.0	0.0	0.0	0.0	0.0	0.0	0.0	0.0
LYMON	0.0	0.0	0.0	0.0	0.0	0.0	0.0	0.0	0.0	0.0	6.200	4.896	4.615	4.900	3.800
MANZANO	0.0	0.0	0.0	0.0	0.0	0.0	0.0	0.0	0.0	0.0	0.0	0.0	0.0	0.0	0.0
VID	0.0	0.0	0.0	0.0	0.0	0.0	0.0	0.0	0.0	0.0	0.0	0.0	0.0	0.0	0.0
* MAIZ GRA	0.0	0.0	0.0	0.0	0.0	0.0	0.0	0.0	0.0	0.0	0.0	1.737	1.896	1.684	1.981



SERIE HISTORICA DE RENDIMIENTOS DE LOS CULTIVOS MAS IMPORTANTES : 1970-1984

REGION AGRARIA MADRE DE DIOS
 (TM./HA.)

ANOS 1970 1971 1972 1973 1974 1975 1976 1977 1978 1979 1980 1981 1982 1983 1984

CULTIVOS PROGRAMADOS

CULTIVOS CONSUMO HUMANO

ARROZ CASC	1.400	1.370	1.385	1.400	1.400	1.500	1.500	1.500	1.500	1.500	1.500	1.532	1.501	1.500
MAIZ AMIL*	0.0	0.0	0.0	0.0	0.0	0.0	0.0	0.0	0.0	0.0	0.0	0.0	0.0	0.0
FRIJOL GRA	0.608	0.570	0.592	0.681	0.651	0.700	0.652	0.700	0.700	0.800	0.500	0.799	0.0	0.800
PAPA	0.0	0.0	0.0	0.0	0.0	0.0	0.0	0.0	0.0	0.0	0.0	0.0	0.0	0.0
TRIGO	0.0	0.0	0.0	0.0	0.0	0.0	0.0	0.0	0.0	0.0	0.0	0.0	0.0	0.0

CONSUMO INDUSTRIAL

ALGODON	0.0	0.0	0.0	0.0	0.0	0.0	0.0	0.0	0.0	0.0	0.0	0.0	0.0	0.0
CARA DE AZ	0.0	0.0	0.0	0.0	0.0	0.0	0.0	0.0	0.0	0.0	0.0	0.0	0.0	0.0
SOYA	0.0	0.0	0.0	0.0	0.0	0.0	0.0	0.0	0.0	0.0	0.0	0.0	0.0	0.0
SORGO GRA*	0.0	0.0	0.0	0.0	0.0	0.0	0.0	0.0	0.0	0.0	0.0	0.0	0.0	0.0
MAIZ AMAR*	1.250	1.260	1.255	1.351	1.300	1.400	1.300	1.350	1.400	1.369	1.724	1.502	1.501	1.501
CAFE	0.400	0.441	0.419	0.455	0.451	0.469	0.452	0.460	0.450	0.450	0.447	0.449	0.449	0.593

OTROS CULTIVOS

CEBADA	0.0	0.0	0.0	0.0	0.0	0.0	0.0	0.0	0.0	0.0	0.0	0.0	0.0	0.0
PLATANO	11.700	12.100	11.900	12.000	11.751	12.000	11.500	12.000	12.000	12.000	12.000	12.742	16.127	20.982
YUCA	10.200	12.300	12.000	12.250	12.000	12.000	12.000	12.000	12.000	15.000	15.000	9.722	14.972	15.855
QUINUA	0.0	0.0	0.0	0.0	0.0	0.0	0.0	0.0	0.0	0.0	0.0	0.0	0.0	0.0
LIMON	10.800	8.400	8.600	8.956	8.800	8.900	8.630	8.800	8.900	4.238	4.236	4.476	3.476	3.571
MANZANO	0.0	0.0	0.0	0.0	0.0	0.0	0.0	0.0	0.0	0.0	0.0	0.0	0.0	0.0
VID	0.0	0.0	0.0	0.0	0.0	0.0	0.0	0.0	0.0	0.0	0.0	0.0	0.0	0.0

• MAIZ GRA 1.250 1.260 1.255 1.351 1.300 1.400 1.351 1.300 1.350 1.400 1.369 1.724 1.502 1.501 1.501



SERIE HISTORICA DE PRECIOS DE
LOS CULTIVOS MAS IMPORTANTES
1970 - 1984



SERIE HISTORICA DE PRECIOS DE LOS CULTIVOS MAS IMPORTANTES : 1970-1984

REGION AGRARIA TUMBES
 (SOL./KGS)

ANOS	1970	1971	1972	1973	1974	1975	1976	1977	1978	1979	1980	1981	1982	1983	1984
CULTIVOS PROGRAMADOS															
CULTIVOS CONSUMO HUMANO															
ARROZ CASC	5.10	5.00	5.00	5.00	6.00	8.80	9.00	12.40	21.41	46.00	78.00	124.36	194.06	300.00	700.01
MAIZ AMIL*	0.0	0.0	0.0	0.0	0.0	0.0	3.0	12.35	15.00	33.60	76.00	0.0	0.0	0.0	0.0
FRIJOL GRA	8.20	7.44	8.43	8.00	9.43	12.45	13.50	17.30	105.25	98.00	0.0	350.00	0.0	0.0	0.0
PAPA	0.0	0.0	0.0	0.0	0.0	0.0	3.0	0.0	0.0	0.0	0.0	0.0	0.0	0.0	0.0
TRIGO	0.0	0.0	0.0	0.0	0.0	0.0	3.0	0.0	0.0	0.0	0.0	0.0	0.0	0.0	0.0
CONSUMO INDUSTRIAL															
ALGODON	11.70	11.80	11.00	27.30	25.00	17.10	3.0	29.27	56.20	83.56	163.00	212.12	300.00	0.0	0.0
CANA DE AZ	0.0	0.0	0.0	0.0	0.0	0.0	0.0	0.0	0.0	0.0	0.0	0.0	0.0	0.0	0.0
SOYA	6.80	6.60	7.00	6.71	11.01	11.99	13.00	25.67	51.51	76.80	102.00	138.26	188.82	240.00	1348.38
SORGO GRA*	0.0	2.76	3.0	0.0	0.0	0.0	0.0	0.0	23.00	32.00	52.00	0.0	85.00	0.0	0.0
MAIZ AMAR*	2.80	2.84	3.10	4.00	6.90	7.06	7.50	8.60	25.84	32.80	72.00	121.77	129.40	314.31	539.23
CAFE	0.0	0.0	0.0	0.0	0.0	0.0	0.0	0.0	0.0	0.0	0.0	0.0	0.0	0.0	0.0
OTROS CULTIVOS															
CEBADA	0.0	0.0	0.0	0.0	0.0	0.0	0.0	0.0	0.0	0.0	0.0	0.0	0.0	0.0	0.0
PLATANO	1.10	1.10	1.15	1.10	2.00	2.35	3.00	3.09	5.02	8.31	15.00	28.00	35.00	37.00	1180.01
YUCA	1.80	2.60	2.35	3.00	4.35	6.15	6.50	6.55	20.42	19.99	46.00	65.00	79.30	0.0	0.0
QUINUA	0.0	0.0	0.0	0.0	0.0	0.0	0.0	0.0	0.0	0.0	0.0	0.0	0.0	0.0	0.0
LIMON	1.20	1.80	1.90	3.00	3.00	5.80	5.00	4.50	15.21	20.45	78.00	73.00	57.05	60.90	376.99
MANZANO	0.0	0.0	0.0	0.0	0.0	0.0	0.0	0.0	0.0	0.0	0.0	0.0	0.0	0.0	0.0
VIT	0.0	0.0	0.0	0.0	0.0	0.0	0.0	0.0	0.0	0.0	0.0	0.0	0.0	0.0	0.0
* MAIZ GRA	2.80	2.84	3.10	4.00	6.90	7.06	7.50	20.65	40.84	66.40	153.00	121.77	129.40	314.31	539.23



M I N I S T E R I O D E A G R I C U L T U R A
 OFICINA SECTORIAL DE ESTADÍSTICA
 OFICINA DE ESTADÍSTICA AGROPECUARIA

FECHA 26/02/84

CUADRO V.4.2

SERIE HISTORICA DE PRECIOS DE LOS CULTIVOS MAS IMPORTANTES : 1970-1984

REGION AGRARIA PIJRA
 (SOL./KGS)

ANOS	1970	1971	1972	1973	1974	1975	1976	1977	1976	1979	1980	1981	1982	1983	1984
------	------	------	------	------	------	------	------	------	------	------	------	------	------	------	------

CULTIVOS PROGRAMADOS

CULTIVOS CONSUMO HUMANO

ARROZ CASC	5.10	5.00	5.00	5.00	6.00	8.85	9.00	11.40	21.20	45.97	78.00	126.80	198.51	378.54	701.02
MAIZ AMIL*	2.86	3.35	3.47	3.73	3.86	9.62	9.72	11.94	19.80	28.00	67.14	81.47	139.48	206.10	1148.60
FRIJOL GRA	7.74	8.02	8.09	8.27	8.48	16.81	15.26	24.18	51.01	61.98	129.06	131.38	296.17	422.11	1840.13
PAPA	2.85	2.71	2.77	2.92	3.03	5.50	4.00	12.89	12.64	24.68	48.00	64.52	93.78	306.73	495.08
TRIGO	3.11	3.00	3.48	3.76	4.14	11.39	11.59	14.91	23.58	51.62	63.00	57.04	107.79	293.71	1019.94

CONSUMO INDUSTRIAL

ALGODON	12.10	11.80	11.90	23.00	24.00	17.05	25.00	40.38	56.00	110.89	163.00	258.67	307.00	865.25	6416.74
DE AZ	0.0	0.0	0.0	0.0	0.0	0.0	0.0	0.0	0.0	0.0	0.0	0.0	0.0	0.0	0.0
SOYA	0.30	2.80	2.95	3.10	4.30	7.40	7.30	10.71	18.05	30.00	52.00	75.09	107.91	331.75	513.27
SORGO GRA*	2.90	3.10	3.31	4.00	5.20	7.50	5.00	7.91	21.24	33.00	61.27	81.81	119.96	338.41	225.33
MAIZ AMAR*	14.48	11.92	13.18	14.74	15.39	25.15	29.15	184.24	239.45	369.03	428.97	303.99	448.64	1230.81	597.95
CAFE															

OTROS CULTIVOS

CEBADA	1.92	1.33	1.38	1.60	2.87	6.97	2.52	10.01	15.02	29.99	54.00	59.57	97.81	235.37	227.59
PLATANO	1.30	1.95	1.05	2.39	3.08	4.61	3.90	6.32	8.56	11.17	52.39	44.71	59.96	135.78	227.66
YUCA	0.0	0.0	0.0	0.0	0.0	0.0	0.0	0.0	0.0	20.78	43.80	50.45	79.90	257.21	379.44
QUINUA	0.0	0.0	0.0	0.0	0.0	0.0	0.0	0.0	0.0	0.0	0.0	0.0	0.0	0.0	0.0
LIMON	1.43	1.11	1.40	1.90	2.10	3.99	4.01	7.90	13.63	21.02	45.85	66.00	82.29	154.51	521.59
MANZANO	1.43	2.00	2.00	2.11	2.33	3.00	3.00	3.00	0.0	0.0	0.0	0.0	0.0	0.0	0.0
VIO	8.48	9.00	11.98	13.97	15.51	20.00	23.00	0.0	0.0	0.0	0.0	0.0	0.0	0.0	0.0

MAIZ GRA	5.76	6.45	6.78	7.73	9.06	17.12	17.72	21.85	41.04	61.00	128.41	163.28	259.44	544.51	1746.55
----------	------	------	------	------	------	-------	-------	-------	-------	-------	--------	--------	--------	--------	---------



SERIE HISTORICA DE PRECIOS DE LOS CULTIVOS MAS IMPORTANTES : 1970-1984

REGION AGRARIA LAMBAYEQUE

(SOL./KGS)

ANOS	1970	1971	1972	1973	1974	1975	1976	1977	1978	1979	1980	1981	1982	1983	1984
CULTIVOS PROGRAMADOS															
CULTIVOS CONSUMO HUMANO															
ARROZ CASC	4.95	4.90	4.90	4.95	6.80	9.00	9.00	14.40	23.00	46.00	77.00	129.06	190.05	338.18	698.29
MAIZ AMILA	2.42	2.02	2.35	2.85	3.67	6.65	5.69	13.98	22.77	51.67	58.16	76.79	114.03	252.36	548.32
FRIJOL GRA	6.39	7.44	7.12	8.27	11.57	15.50	15.64	30.61	134.63	157.25	160.69	276.65	306.86	966.06	561.77
PAPA	3.20	1.61	2.00	3.00	3.00	4.00	4.50	19.86	19.65	20.02	40.50	80.00	0.00	0.00	0.00
TRIGO	3.00	4.48	4.50	5.80	4.84	7.18	7.44	15.01	20.00	39.98	50.00	0.00	0.00	0.00	0.00
CONSUMO INDUSTRIAL															
ALGODON	11.30	10.75	11.30	12.70	16.40	16.85	25.99	59.85	110.00	130.00	170.00	293.50	315.19	505.63	2369.44
CAZA DE AZ	0.20	0.20	0.25	0.30	0.35	0.50	1.20	1.50	4.00	6.00	10.00	15.00	25.00	46.00	272.49
SOYA	0.00	0.00	0.25	0.35	0.62	1.64	1.50	1.50	0.00	0.00	0.00	0.00	100.00	200.00	308.00
SORGO GRA	3.10	2.40	2.65	3.00	5.10	7.04	7.00	15.00	25.00	33.00	52.00	75.29	197.07	178.23	348.81
MAIZ AMAR*	2.85	3.00	3.05	3.15	6.70	7.60	7.50	18.00	25.00	38.00	60.00	92.25	118.19	170.86	606.08
CAFE	13.08	11.44	12.28	11.49	12.69	18.13	28.08	90.22	120.25	392.31	300.00	375.57	650.62	861.64	2669.12
OTROS CULTIVOS															
CEBADA	1.81	1.86	2.99	2.81	3.00	3.87	4.05	8.52	14.75	22.33	46.10	68.91	97.81	0.00	0.00
PLATANO	1.56	1.60	1.63	1.65	1.79	1.88	2.56	9.77	14.50	18.56	23.00	37.00	16.09	176.82	501.67
YUCA	1.49	0.00	1.73	1.94	3.13	3.47	3.83	7.03	13.08	23.31	36.00	78.00	88.00	345.22	988.10
QUINUA	0.00	0.00	0.00	0.00	0.00	0.00	0.00	0.00	0.00	0.00	0.00	0.00	0.00	0.00	0.00
LIMON	2.96	3.13	2.82	2.82	1.62	1.73	2.53	4.49	14.99	21.98	43.00	67.00	112.00	764.82	714.23
MANZANA	3.09	3.25	3.19	3.31	3.50	4.35	4.99	15.00	20.00	30.00	50.43	55.00	69.95	77.64	176.83
VIT	5.55	5.95	7.00	7.00	7.90	8.60	9.00	15.00	20.00	30.00	34.56	43.73	96.56	162.06	176.95
* MAIZ GRA	5.27	5.02	5.40	6.00	10.57	14.25	14.19	31.98	47.80	89.67	118.16	169.04	232.22	523.22	1154.40




SERIE HISTORICA DE PRECIOS DE LOS CULTIVOS MAS IMPORTANTES : 1970-1984

REGION AGRARIA LA LIBERTAD

(SOL./<GS)

AÑOS	1970	1971	1972	1973	1974	1975	1976	1977	1978	1979	1980	1981	1982	1983	1984
CULTIVOS PROGRAMADOS															
CULTIVOS CONSUMO HUMANO															
ARROZ CASC	5.10	5.00	6.00	6.00	6.00	9.00	9.00	14.40	23.00	46.00	77.00	116.25	199.90	334.95	696.97
MAIZ AMILLO	3.71	4.20	4.31	6.14	6.96	9.28	9.47	17.68	25.00	53.00	79.28	97.36	167.33	209.05	957.46
FRÍJOL GRA	10.02	8.42	8.62	9.81	12.97	20.19	23.22	34.81	89.32	149.20	192.58	34.15	340.57	399.13	2706.60
PAPA	2.49	2.10	2.22	2.62	4.03	5.62	5.96	10.18	16.01	45.87	69.89	65.47	64.16	229.23	354.12
TRIGO	3.82	3.97	4.37	5.83	6.87	11.96	11.92	16.57	32.01	52.02	84.13	103.96	122.25	238.33	777.52
CONSUMO INDUSTRIAL															
ALGODON	0.00	0.00	12.78	17.52	18.40	16.80	22.50	59.85	0.00	120.00	640.00	750.00	0.00	0.00	0.00
CAMA DE AZ	0.20	0.20	3.30	0.35	0.35	0.50	1.20	1.50	4.00	6.00	10.00	15.00	25.00	46.00	280.86
SOYA	0.00	0.00	3.00	0.00	0.00	0.00	3.00	0.00	0.00	0.00	0.00	0.00	0.00	0.00	0.00
SORGO GRA*	2.80	3.60	3.60	3.90	4.80	7.50	8.00	12.76	20.00	28.00	59.00	71.60	116.93	207.68	400.00
MAIZ AMAR*	3.20	3.30	4.00	4.60	6.40	7.75	8.00	14.00	24.00	35.00	68.00	85.85	134.66	265.64	600.00
CAFE	13.13	16.09	14.37	16.17	20.71	25.84	23.83	114.01	120.73	150.77	353.76	468.00	0.00	0.00	0.00
OTROS CULTIVOS															
CEBADA	2.40	2.74	3.05	3.30	3.36	6.54	5.55	12.21	16.02	23.05	66.00	95.00	150.39	193.43	521.17
PLATANO	2.08	2.07	2.21	2.53	3.01	4.47	4.50	19.77	14.69	19.71	35.00	70.00	194.00	92.13	321.13
YUCA	1.80	2.03	2.56	2.31	2.53	4.22	4.50	8.55	11.85	24.80	30.00	70.00	62.00	145.11	312.77
QUINUA	5.53	6.26	6.73	7.33	7.43	9.25	11.00	21.80	29.65	60.00	10.00	240.00	366.00	549.11	584.71
LIMON	1.67	1.90	2.47	2.87	3.00	4.48	4.84	18.66	20.63	21.47	42.00	62.00	88.00	157.26	121.34
MANZANO	3.10	2.47	3.27	3.41	3.60	7.10	7.32	13.03	22.55	29.99	60.00	100.00	181.00	182.00	154.96
VID	5.62	6.40	7.02	7.14	7.72	12.10	12.25	23.58	29.78	64.44	168.00	134.00	433.00	254.49	316.62
* MAIZ GRA	6.91	7.50	8.31	10.74	13.36	17.03	17.47	31.68	49.00	88.00	147.28	183.21	301.99	474.69	1557.46



SERIE HISTORICA DE PRECIOS DE LOS CULTIVOS MAS IMPORTANTES : 1970-1984

REGION AGRARIA ANCASH
 (SOL./KGS)

ANOS	1970	1971	1972	1973	1974	1975	1976	1977	1978	1979	1980	1981	1982	1983	1984
CULTIVOS PROGRAMADOS															
CULTIVOS CONSUMO HUMANO															
ARROZ CASC	5.10	5.00	5.10	5.10	6.00	9.00	13.00	10.00	20.60	46.00	63.45	87.52	120.72	395.63	671.89
MAIZ AMIL*	3.78	4.10	5.04	5.43	6.60	8.28	8.50	14.53	22.30	48.95	79.54	110.20	134.74	299.78	1505.12
FRIJOL GRA	9.52	8.58	8.70	10.86	11.82	16.31	15.52	26.54	64.48	89.05	138.67	294.08	349.73	798.84	2624.00
PAPA	2.00	1.89	2.71	3.42	3.93	5.75	5.16	13.69	38.18	48.33	51.09	81.35	78.08	254.73	492.36
TRIGO	3.96	4.56	5.66	6.06	6.94	11.28	11.49	25.52	37.12	48.73	69.30	120.00	144.37	437.41	1292.69
CONSUMO INDUSTRIAL															
ALGODON	11.58	11.69	11.00	12.50	16.00	22.40	21.50	59.85	150.45	119.99	135.00	277.78	370.81	652.37	2100.00
CAÑA DE AZ	0.20	0.21	0.25	0.30	0.31	0.50	1.00	1.50	4.00	6.00	10.00	15.00	25.00	46.00	819.98
SOYA	0.0	0.0	0.0	0.0	0.0	1.20	1.50	1.00	0.0	0.0	0.0	0.0	0.0	0.0	0.0
SORGO GRA	3.00	3.31	3.0	0.0	0.0	1.20	1.50	1.00	0.0	0.0	0.0	0.0	0.0	0.0	0.0
MAIZ AMAR*	3.35	3.45	3.70	0.0	0.0	7.90	8.00	11.49	22.35	37.25	62.43	80.83	134.95	364.11	635.48
CAFE	16.45	18.65	16.78	18.09	18.75	21.72	28.91	202.15	140.76	179.44	0.0	0.0	0.0	0.0	0.0
OTROS CULTIVOS															
CEREAJA	2.42	2.89	3.43	3.64	3.84	8.35	8.58	17.47	35.99	43.60	70.00	73.00	119.91	293.60	1114.08
PLATANO	2.24	2.47	2.53	2.61	3.01	4.37	5.28	8.61	22.57	43.85	25.00	35.00	84.16	94.00	350.00
YUCA	1.93	3.87	2.53	4.75	4.73	14.44	4.64	7.08	15.18	21.35	35.00	33.00	65.31	100.98	370.45
QUINUA	4.97	5.84	6.26	7.53	7.85	14.67	14.64	25.11	38.17	60.56	111.00	125.96	794.58	1289.39	1500.00
LIMON	3.43	3.54	3.15	3.58	3.96	5.01	5.31	14.28	28.56	38.50	50.00	100.00	113.78	123.45	170.84
MANZANO	3.33	3.72	4.04	5.11	5.55	7.12	7.29	33.10	45.44	57.73	113.00	150.00	149.32	170.93	162.25
OTRO	6.10	6.50	6.50	9.99	10.34	14.99	15.00	25.94	40.60	49.80	166.00	400.00	1283.02	1287.10	1371.31
* MAIZ GRA	7.13	7.55	8.74	11.83	13.15	15.88	15.50	25.99	44.55	86.20	141.97	191.03	269.69	663.89	2140.60



M I N I S T E R I O D E A G R I C U L T U R A
 OFICINA SECTORIAL DE ESTADÍSTICA
 OFICINA DE ESTADÍSTICA AGRPECUARIA

FECHA 26/02/84

CUADRO V.4.6

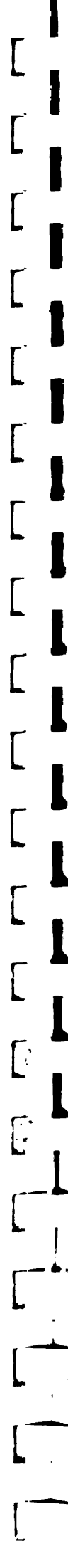
PAG-----6

SERIE HISTORICA DE PRECIOS DE LOS CULTIVOS MAS IMPORTANTES : 1970-1984

REGION AGRARIA LIMA

(SOL./<GS)

ANOS	1970	1971	1972	1973	1974	1975	1976	1977	1978	1979	1980	1981	1982	1983	1984
CULTIVOS PROGRAMADOS															
CULTIVOS CONSUMO HUMANO															
ARROZ CASC	6.00	0.00	0.00	0.00	0.00	0.00	1.00	14.64	23.45	46.00	0.00	0.00	0.00	0.00	0.00
MAIZ AMIL*	4.83	5.39	6.34	8.94	9.30	18.99	12.00	15.20	32.00	45.92	103.55	198.69	223.61	563.37	1115.22
FRIJOL GRA	9.20	10.49	8.81	14.95	16.36	18.00	18.00	36.94	70.26	95.72	211.89	374.16	413.76	983.90	3816.40
PAPA	2.21	2.31	3.49	3.81	4.80	5.23	5.73	10.84	12.86	31.69	63.92	51.95	146.54	488.45	569.34
TRIGO	5.23	4.59	5.44	8.02	8.64	11.16	11.36	16.00	25.10	30.20	117.00	197.75	271.07	847.16	1818.73
CONSUMO INDUSTRIAL															
ALGODON	10.15	12.10	12.70	17.75	18.25	17.72	21.75	34.00	52.00	100.00	158.50	208.63	309.43	710.76	2162.68
CAMA DE AZ	0.20	0.20	0.25	0.30	0.35	0.80	1.25	1.50	4.00	6.00	10.00	15.00	25.00	46.00	495.37
SOYA	11.80	8.00	12.00	12.00	13.02	16.12	21.00	23.93	39.00	89.85	0.00	0.00	0.00	0.00	0.00
SORGO GRA*	3.10	4.00	4.11	5.47	7.00	8.70	9.50	12.20	17.00	23.00	42.00	75.00	113.11	0.00	0.00
MAIZ AMAR*	0.02	3.70	3.75	5.75	7.10	8.70	9.00	13.00	27.00	40.00	67.15	83.66	131.83	299.10	647.01
CAFE	0.00	12.00	13.00	10.50	11.00	14.00	32.00	83.00	149.00	193.00	0.00	0.00	0.00	0.00	0.00
OTROS CULTIVOS															
CEBADA	4.04	3.35	3.54	6.70	7.24	9.71	7.95	13.00	19.00	28.00	85.00	150.00	226.40	433.79	962.36
PLATANO	2.13	2.76	2.87	3.13	4.16	5.81	6.50	9.51	15.07	17.16	38.00	60.00	111.95	228.70	427.74
YUCA	2.16	2.14	2.90	2.92	4.18	4.25	4.63	6.00	12.81	24.69	44.00	74.00	75.85	308.18	402.25
QUINUA	5.58	6.00	7.20	0.00	0.00	14.50	0.00	0.00	0.00	0.00	120.00	190.00	0.00	0.00	0.00
LIMON	3.66	4.58	4.26	5.76	5.46	8.65	3.32	11.34	55.82	74.23	190.00	130.00	193.06	169.95	181.03
MANZANO	2.66	2.70	3.61	6.00	7.06	9.19	9.09	14.34	29.54	41.74	60.00	120.00	191.00	326.66	664.91
VIO	7.69	8.49	9.98	11.09	11.40	14.50	16.49	24.00	26.09	30.13	80.00	140.00	237.00	577.76	1058.83
* MAIZ GRA	4.85	9.09	10.09	14.69	16.40	20.69	21.00	28.00	59.00	84.99	170.70	282.35	357.44	862.47	1762.23



FECHA 26/02/84

CUADRO V.4.7

SERIE HISTORICA DE PRECIOS DE LOS CULTIVOS MAS IMPORTANTES : 1970-1984

REGION AGRARIA ICA

(SOL./KGS)

ANOS	1970	1971	1972	1973	1974	1975	1976	1977	1978	1979	1980	1981	1982	1983	1984
------	------	------	------	------	------	------	------	------	------	------	------	------	------	------	------

CULTIVOS PROGRAMADOS

CULTIVOS CONSUMO HUMANO

ARROZ CASC	0.0	0.0	0.0	0.0	0.0	0.0	0.0	0.0	0.0	0.0	0.0	0.0	0.0	0.0	0.0
MAIZ AMIL*	4.69	4.89	5.64	5.43	5.61	7.00	7.50	11.89	20.35	50.83	81.59	136.79	175.70	614.46	1164.24
FRIJOL GRA	10.20	12.00	11.60	11.15	11.35	17.00	19.00	35.00	68.99	110.00	213.42	455.67	464.04	1308.93	3092.90
PAPA	1.71	2.42	2.96	3.69	4.48	4.83	5.53	14.42	18.01	31.02	63.83	56.08	148.61	652.09	476.45
TRIGO	4.10	4.52	5.16	6.19	6.53	9.06	9.25	14.70	23.51	34.53	67.51	104.66	159.15	586.00	1451.03

CONSUMO INDUSTRIAL

ALGODON	9.50	11.40	12.50	18.35	20.30	20.75	22.50	30.60	46.60	87.20	152.67	198.78	271.07	692.98	1887.02
CARA DE AZ	0.0	0.0	0.0	0.0	0.0	0.0	0.0	0.0	0.0	0.0	0.0	0.0	0.0	0.0	0.0
SOYA	0.0	0.0	0.0	0.0	0.0	0.0	0.0	0.0	0.0	0.0	0.0	0.0	0.0	0.0	0.0
SORGO GRA*	3.15	3.30	3.35	3.85	4.80	6.50	7.00	11.80	17.00	33.00	44.12	82.61	105.13	191.32	479.83
MAIZ ANAR*	3.30	3.80	3.95	4.50	6.15	7.40	8.00	12.50	22.00	36.00	65.79	90.38	140.88	343.98	640.04
CAFE	0.0	0.0	0.0	0.0	0.0	0.0	0.0	0.0	0.0	0.0	0.0	0.0	0.0	0.0	0.0

OTROS CULTIVOS

CEBADA	3.77	3.60	3.81	4.35	5.32	7.00	7.17	10.79	24.23	33.95	56.00	70.00	155.28	753.85	1090.00
PLATANO	3.30	3.45	4.40	3.90	5.50	6.15	6.50	8.00	10.00	20.00	31.00	36.00	74.18	261.42	282.39
YUCA	3.00	3.00	3.30	3.50	4.30	6.30	7.00	8.50	11.00	18.00	42.00	72.00	97.70	210.56	296.24
QUINUA	0.0	0.0	0.0	0.0	0.0	0.0	0.0	0.0	0.0	0.0	0.0	0.0	0.0	0.0	0.0
LIMON	3.05	3.90	4.00	4.00	4.10	7.00	19.20	14.30	19.00	30.00	64.00	119.00	248.43	273.90	321.50
MANZANO	3.35	3.30	3.30	5.60	7.55	8.95	11.00	13.99	20.99	30.99	66.00	98.00	225.66	241.46	439.63
VIO	3.99	4.37	5.70	5.98	8.00	10.00	12.00	13.00	21.00	29.00	44.00	112.00	142.00	251.84	1524.08

* MAIZ GRA 7.99 8.69 9.59 9.93 11.76 14.40 15.50 24.39 42.35 86.83 147.38 227.17 316.58 958.44 1604.28



SERIE HISTORICA DE PRECIOS DE LOS CULTIVOS MAS IMPORTANTES : 1970-1984

REGION AGRARIA AREQUIPA

(SOL./VCS)

ANOS	1970	1971	1972	1973	1974	1975	1976	1977	1978	1979	1980	1981	1982	1983	1984
CULTIVOS PROGRAMADOS															
CULTIVOS CONSUMO HUMANO															
ARROZ CASC	4.60	5.20	5.00	5.00	7.00	9.00	9.50	13.40	20.83	43.00	80.00	125.00	188.24	277.69	607.97
MAIZ AMILC	4.90	5.20	6.50	6.70	7.21	10.00	13.50	17.80	34.43	59.63	95.00	153.57	226.33	432.83	976.48
FEIJOL GRA	10.00	11.79	12.00	13.15	16.15	27.79	31.97	48.68	99.63	109.82	194.88	313.91	399.81	606.52	2526.89
PAPA	3.47	3.52	4.17	5.36	6.00	7.14	7.79	14.34	17.19	33.92	72.49	66.71	132.22	568.75	284.21
TRIGO	6.00	4.88	5.27	5.39	6.73	10.20	13.30	15.97	32.89	60.44	104.93	146.82	169.28	393.63	869.79
CONSUMO INDUSTRIAL															
ALGODON	9.35	10.80	12.10	14.80	19.00	18.45	21.50	34.51	59.31	112.02	165.00	232.12	325.46	857.37	2183.16
CANA DE AZ	0.20	0.30	0.30	0.35	0.40	0.80	1.20	1.20	4.00	6.00	8.00	17.50	25.00	46.00	685.02
SOYA	0.0	0.0	0.0	0.0	0.0	0.0	0.0	0.0	0.0	0.0	0.0	0.0	0.0	0.0	0.0
SORGO SPA.	1.96	2.44	3.15	5.00	6.00	8.00	9.50	14.30	32.00	48.71	82.00	113.95	159.99	401.57	734.41
MAIZ AMAR.	3.85	3.85	4.35	6.60	6.70	8.50	9.00	15.30	31.55	48.71	82.00	113.95	159.99	401.57	734.41
CAFE	0.0	0.0	0.0	0.0	0.0	0.0	0.0	0.0	0.0	0.0	0.0	0.0	0.0	0.0	0.0
OTROS CULTIVOS															
CEBADA	3.54	3.24	4.01	4.16	5.16	7.87	9.18	15.44	36.62	49.62	75.00	109.00	140.00	258.14	733.05
PLATANO	2.00	2.10	2.50	4.00	4.00	5.15	6.00	12.00	20.06	60.00	65.00	120.00	150.00	310.00	317.45
YUCA	3.10	3.10	3.70	4.50	5.20	7.50	8.00	12.47	17.38	33.73	95.00	146.00	194.05	588.70	471.88
QUINUA	5.08	5.23	5.53	6.04	7.69	9.40	11.03	23.58	41.39	72.68	132.00	176.00	83.92	127.26	210.82
LIMON	3.75	4.35	4.43	5.74	6.81	8.34	8.00	15.73	17.50	35.98	135.00	230.00	350.00	325.50	380.07
MANZANO	4.02	4.05	4.50	6.93	7.21	8.77	9.11	11.64	19.40	39.36	72.00	182.00	248.00	259.99	272.14
VIO	6.07	6.10	10.58	11.00	11.38	11.77	12.39	16.05	49.58	62.97	120.00	232.00	421.00	246.70	275.71
MAIZ GRA	6.70	9.05	11.05	13.30	13.91	16.50	19.50	33.10	66.02	108.34	177.00	267.52	386.32	834.40	1710.89



M I N I S T E R I O D E A S I R I C U L T U R A
 OFICINA SECCIONAL DE ESTADÍSTICA
 OFICINA DE ESTADÍSTICA AGROPECUARIA

FECHA 26/02/84

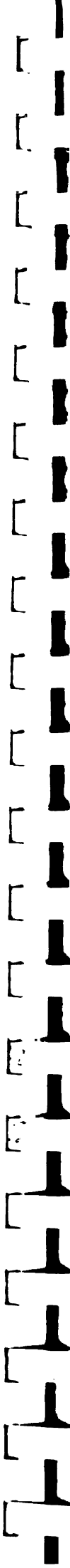
CUADRO V.4.9

SERIE HISTORICA DE PRECIOS DE LOS CULTIVOS MAS IMPORTANTES : 1970-1984

REGION AGRARIA MOJUEGUA

(SOL./KGS)

ANOS	1970	1971	1972	1973	1974	1975	1976	1977	1978	1979	1980	1981	1982	1983	1984
CULTIVOS PROGRAMADOS															
CULTIVOS CONSUMO HUMANO															
ARROZ CASC	0.0	0.0	0.0	0.0	0.0	0.0	0.0	0.0	0.0	0.0	0.0	0.0	0.0	0.0	0.0
MAIZ AMIL*	3.95	5.00	5.70	5.45	9.50	8.50	11.70	20.27	33.37	45.98	102.55	108.06	139.97	323.35	1079.00
FRIJOL GRA	3.49	8.85	8.81	12.87	13.00	15.42	16.25	35.24	76.97	89.64	218.07	250.00	500.00	0.0	2473.08
PAPA	3.40	3.72	4.94	5.00	5.50	7.00	7.50	14.73	19.72	30.28	84.40	106.97	103.52	365.24	629.22
TRIGO	3.40	4.50	4.90	5.86	6.00	8.46	9.84	17.07	33.78	45.04	106.93	136.56	165.60	245.28	1068.02
CONSUMO INDUSTRIAL															
ALGODON	6.00	7.50	5.00	0.0	0.0	0.0	3.0	0.0	0.0	0.0	0.0	0.0	0.0	0.0	0.0
CANA DE AZ	0.0	0.0	0.0	0.0	0.0	0.0	0.0	0.0	0.0	0.0	0.0	0.0	0.0	0.0	0.0
SOYA	0.0	0.0	0.0	0.0	0.0	0.0	0.0	0.0	0.0	0.0	0.0	0.0	0.0	0.0	0.0
SORGO GRA*	0.0	0.0	0.0	0.0	0.0	0.0	0.0	0.0	0.0	0.0	0.0	0.0	0.0	0.0	0.0
MAIZ AMAR*	6.60	5.10	5.50	6.00	6.50	7.59	13.00	14.71	32.50	45.00	100.00	109.62	177.43	323.33	1165.91
CAFE	0.0	0.0	0.0	0.0	0.0	0.0	0.0	0.0	0.0	0.0	0.0	0.0	0.0	0.0	0.0
OTROS CULTIVOS															
SEBADA	3.76	3.80	6.23	5.70	6.00	6.73	7.16	15.48	30.44	38.09	100.00	179.00	280.00	300.00	315.00
PLAYANO	0.0	0.0	0.0	0.0	0.0	0.0	0.0	0.0	0.0	0.0	0.0	0.0	0.0	0.0	0.0
YUCA	0.0	0.0	0.0	0.0	0.0	0.0	0.0	0.0	0.0	0.0	0.0	0.0	0.0	0.0	0.0
QUINUA	5.70	7.00	9.53	8.75	9.00	13.88	13.95	23.44	28.47	52.32	120.00	150.00	161.00	160.00	0.0
LIMON	2.51	3.48	2.65	4.43	5.38	5.61	6.00	10.30	13.75	20.57	280.00	350.00	310.00	413.29	920.00
MANZANO	3.21	3.23	4.27	5.59	5.88	8.45	8.92	13.70	30.93	37.49	130.00	162.00	136.00	173.66	235.00
VIO	6.31	8.17	8.52	15.01	15.00	15.79	17.00	27.27	58.04	85.53	221.00	282.00	294.03	1171.41	1080.00
* MAIZ GRA	8.55	10.10	11.20	11.45	13.00	16.09	21.70	38.98	65.87	90.98	202.55	217.68	317.40	646.68	2244.91



SERIE HISTORICA DE PRECIOS DE LOS CULTIVOS MAS IMPORTANTES : 1970-1984

REGION AGRARIA TACNA
 (SOL./KGS)

ANOS	1970	1971	1972	1973	1974	1975	1976	1977	1978	1979	1980	1981	1982	1983	1984
------	------	------	------	------	------	------	------	------	------	------	------	------	------	------	------

CULTIVOS PROGRAMADOS

CULTIVOS CONSUMO HUMANO

ARROZ CASC	0.0	0.0	0.0	0.0	0.0	0.0	0.0	0.0	0.0	0.0	0.0	0.0	0.0	0.0	0.0
MAIZ AMIL*	6.60	7.00	8.00	7.00	7.50	14.50	14.59	24.93	39.13	57.17	91.74	130.89	181.21	306.13	1255.28
FRISOL GRA	0.0	0.0	0.0	0.0	0.0	0.0	0.0	0.0	0.0	0.0	0.0	0.0	0.0	0.0	0.0
PAPA	3.96	3.74	4.57	5.00	5.50	7.11	3.68	17.39	25.60	39.51	83.15	76.59	118.22	462.93	540.40
TRIGO	3.41	4.47	4.88	5.00	5.94	8.71	13.72	13.58	29.98	44.75	79.41	120.00	173.93	836.49	1271.55

CONSUMO INDUSTRIAL

ALGODON	8.68	10.00	11.00	10.22	12.00	31.96	37.00	0.0	0.0	0.0	0.0	0.0	0.0	0.0	0.0
CARA DE AZ	0.0	0.0	0.0	0.0	0.0	0.0	0.0	0.0	0.0	0.0	0.0	0.0	0.0	0.0	0.0
SOYA	0.0	0.0	0.0	0.0	0.0	0.0	0.0	0.0	0.0	0.0	0.0	0.0	0.0	0.0	0.0
SORGO GRA*	0.0	0.0	0.0	0.0	0.0	0.0	0.0	13.00	0.0	0.0	0.0	0.0	0.0	0.0	0.0
MAIZ AMAR*	3.90	4.60	5.07	7.00	7.50	10.15	12.00	14.94	30.00	55.50	70.00	101.19	183.83	300.50	715.89
CAFE	0.0	0.0	0.0	0.0	0.0	0.0	0.0	0.0	0.0	0.0	0.0	0.0	0.0	0.0	0.0

OTROS CULTIVOS

CERADA	3.55	3.92	4.13	5.00	5.00	6.00	5.50	12.00	20.00	35.00	50.00	65.00	150.00	103.00	110.00
PLATANO	0.0	0.0	0.0	0.0	0.0	0.0	0.0	0.0	0.0	0.0	0.0	0.0	0.0	0.0	0.0
YUCA	0.0	0.0	0.0	0.0	0.0	0.0	0.0	0.0	0.0	0.0	0.0	0.0	0.0	0.0	0.0
QUINUA	0.0	0.0	0.0	0.0	0.0	0.0	0.0	0.0	0.0	0.0	0.0	0.0	0.0	0.0	0.0
LYCUM	3.00	3.43	4.00	5.00	5.00	7.63	9.83	13.00	20.00	35.00	120.00	130.00	210.00	187.50	194.79
MANZANO	3.60	4.19	4.95	5.00	4.89	7.19	7.87	12.25	37.72	55.46	114.00	172.00	211.00	411.12	416.48
VINO	5.60	6.10	6.70	12.00	13.00	10.00	11.50	14.51	49.99	155.62	129.00	208.00	331.00	630.98	475.84

MAIZ GRA	10.50	11.60	13.07	14.00	15.00	24.65	25.59	39.87	69.13	112.67	161.74	232.08	365.04	606.63	1971.17
----------	-------	-------	-------	-------	-------	-------	-------	-------	-------	--------	--------	--------	--------	--------	---------



MINISTERIO DE AGRICULTURA
 OFICINA SECTORIAL DE ESTADÍSTICA
 OFICINA DE ESTADÍSTICA AGROPECUARIA

FECHA 7/6/02/84

CUADRO V.4.11

PAG 11

SERIE HISTORICA DE PRECIOS DE LOS CULTIVOS MAS IMPORTANTES : 1970-1984

REGION AGRARIA CAJAMARCA
 (SOL./KGS)

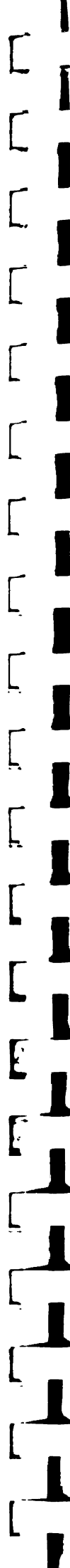
ANOS	1970	1971	1972	1973	1974	1975	1976	1977	1978	1979	1980	1981	1982	1983	1984
CULTIVOS PROGRAMADOS															
CULTIVOS CONSUMO HUMANO															
ARROZ CASC	5.10	5.00	5.15	5.25	6.33	9.34	7.67	15.50	27.27	69.35	83.31	130.15	199.55	338.42	694.69
MAIZ AMILA	3.02	3.30	3.42	4.56	5.78	7.47	7.97	12.46	29.98	57.36	69.88	110.67	160.48	292.21	841.47
FRIJOL GRA	6.48	6.86	7.89	9.42	12.20	14.46	15.50	21.62	29.50	41.18	129.64	216.15	250.15	416.37	1917.27
PAPA	1.87	2.02	3.49	3.36	4.26	5.53	5.00	7.31	11.55	54.92	61.59	67.85	66.12	316.22	385.16
TRIGO	3.64	4.01	4.81	5.99	6.32	10.25	12.08	15.89	25.15	79.94	77.78	100.90	156.59	332.36	943.21
CONSUMO INDUSTRIAL															
ALGODON	0.0	0.0	0.0	0.0	0.0	0.0	0.0	0.0	0.0	0.0	0.0	0.0	0.0	0.0	0.0
CANA DE AZ	0.0	0.0	0.0	0.0	0.0	0.0	0.0	0.0	0.0	0.0	0.0	0.0	0.0	0.0	0.0
SOYA	3.00	3.00	6.79	6.90	7.50	12.00	12.00	26.94	50.00	70.00	108.56	124.99	196.27	243.73	1152.03
SOMAGO GRA	3.12	3.05	3.42	3.16	4.93	8.00	7.85	15.38	18.00	20.00	0.0	0.0	0.0	0.0	0.0
MAIZ AMAR*	3.05	3.05	3.42	3.16	4.93	5.41	7.85	15.38	24.66	31.22	49.46	71.67	131.83	217.48	550.00
CAFE	18.87	14.01	17.16	25.64	29.73	29.19	31.86	150.00	180.00	300.01	307.87	267.43	400.04	993.60	4200.00
OTROS CULTIVOS															
CEBADA	2.20	2.47	3.31	3.50	4.04	8.80	8.97	14.02	12.00	60.00	62.00	81.00	130.00	372.13	638.20
PLATANO	1.45	1.47	1.85	2.18	2.50	4.21	4.85	6.78	16.00	11.88	36.00	77.00	90.00	90.20	242.93
YUCA	1.81	1.81	1.89	2.18	2.50	3.58	4.72	5.90	14.57	23.45	44.00	59.00	89.00	140.80	355.47
QUINUA	4.52	4.60	5.13	6.14	7.64	12.04	11.92	31.47	35.00	79.79	65.00	170.00	209.53	262.25	470.00
LIMON	1.58	1.58	1.83	2.01	2.28	5.11	5.31	4.34	14.35	24.17	30.04	80.00	90.00	80.39	264.10
MANZANO	2.32	2.15	2.57	3.62	3.95	9.73	7.82	21.37	30.63	48.00	147.00	1000.00	1345.51	1304.98	1508.77
VTD	6.00	7.00	8.11	8.56	9.20	12.00	13.50	15.00	17.83	20.17	53.00	49.62	20.00	43.29	1030.42
* MAIZ GRA	6.14	6.35	6.84	7.72	10.71	12.88	15.82	27.84	54.64	88.58	119.34	182.54	292.31	509.69	1391.47



SERIE HISTORICA DE PRECIOS DE LOS CULTIVOS MAS IMPORTANTES : 1970=1984

REGION AGRARIA AMAZONAS
 (SOL./KGS)

	1970	1971	1972	1973	1974	1975	1976	1977	1978	1979	1980	1981	1982	1983	1984
CULTIVOS PROGRAMADOS															
CULTIVOS CONSUMO HUMANO															
ARROZ CASC	5.25	5.00	5.00	5.00	6.50	9.50	12.00	15.00	29.00	75.00	87.22	137.00	194.07	359.87	713.61
MAIZ AMIL*	2.65	2.95	4.55	5.40	8.00	4.54	12.00	15.37	29.13	34.71	48.42	100.00	174.84	364.38	642.02
FRIJOL GRA	6.00	5.45	13.26	14.13	17.95	17.99	18.01	26.09	38.36	50.02	80.97	91.44	262.88	629.10	2254.81
PAPA	2.56	2.50	3.15	3.16	4.31	4.28	4.05	9.42	20.00	38.00	47.98	42.04	81.02	400.69	458.07
TRIGO	3.10	4.40	5.29	6.49	6.09	9.72	13.00	17.25	36.78	45.97	51.70	52.00	133.49	403.06	510.19
CONSUMO INDUSTRIAL															
ALGODON	7.00	0.0	0.0	0.0	0.0	0.0	3.0	0.0	0.0	0.0	0.0	0.0	0.0	0.0	0.0
CANA DE AZ	0.0	0.0	0.0	0.0	0.0	0.0	3.0	0.0	0.0	0.0	0.0	0.0	0.0	0.0	0.0
SOYA	0.0	0.0	0.0	0.0	0.0	0.0	3.0	0.0	0.0	0.0	0.0	0.0	0.0	0.0	0.0
SORGO GRA*	0.0	0.0	0.0	0.0	0.0	0.0	3.0	0.0	0.0	0.0	0.0	0.0	0.0	0.0	0.0
MAIZ AMAR*	2.86	2.51	3.02	3.91	5.50	17.12	7.02	12.92	25.00	31.96	48.01	79.00	135.65	224.65	352.29
CAFE	20.79	16.10	18.99	24.99	25.64	25.87	31.02	157.45	257.49	321.00	357.79	310.93	446.94	1345.30	5252.16
OTROS CULTIVOS															
CEBADA	1.35	2.60	3.12	3.63	5.30	6.03	9.20	10.99	20.00	34.95	45.00	73.00	100.61	79.23	120.10
PLATANO	1.19	1.40	1.78	2.33	2.26	2.65	3.30	4.42	7.03	10.71	22.00	32.00	38.19	115.69	143.80
YUCA	3.00	3.17	1.50	3.06	3.37	4.24	4.36	6.26	9.94	19.78	33.00	43.00	88.00	174.40	466.17
QUINUA	1.14	1.50	1.78	13.00	13.00	20.50	17.00	24.00	38.50	40.00	180.00	484.00	88.00	0.0	0.0
LIMON	1.30	2.27	1.83	3.27	2.29	4.19	4.33	8.94	12.11	17.72	28.00	35.00	212.57	322.60	448.21
MANZANO	1.00	2.77	5.28	7.00	10.00	11.00	12.00	12.74	20.00	15.00	45.00	110.00	139.17	164.17	170.08
VTD	0.0	0.0	7.50	9.00	12.00	15.00	3.0	0.0	0.0	0.0	0.0	0.0	0.0	0.0	0.0
* MAIZ GRA	5.51	5.46	7.57	9.31	13.50	21.66	19.02	28.29	54.13	66.67	96.43	179.00	310.49	589.03	994.31



SERIE HISTORICA DE PRECIOS DE LOS CULTIVOS MAS IMPORTANTES : 1970-1984

REGION AGRARIA SAN MARTIN

(SOL./KGS)

ANOS	1970	1971	1972	1973	1974	1975	1976	1977	1978	1979	1980	1981	1982	1983	1984
CULTIVOS PROGRAMADOS															
CULTIVOS CONSUMO HUMANO															
ARROZ CASC	4.00	3.80	3.17	5.39	6.60	8.20	9.00	13.50	23.42	40.00	67.98	121.35	200.00	310.01	642.15
MAIZ AMIL*	0.0	0.0	0.0	0.0	0.0	0.0	0.0	15.70	25.00	50.00	0.0	0.0	0.0	0.0	0.0
FRIJOL GRA	9.00	8.60	8.95	12.80	14.10	16.50	15.50	40.24	60.32	80.28	128.60	230.23	300.00	885.34	2255.53
PAPA	0.0	0.0	0.0	0.0	0.0	0.0	0.0	0.0	0.0	0.0	0.0	0.0	0.0	0.0	0.0
TRIGO	0.0	0.0	0.0	0.0	0.0	0.0	0.0	0.0	0.0	0.0	0.0	0.0	0.0	0.0	0.0
CONSUMO INDUSTRIAL															
ALGODON	4.50	5.00	4.20	5.15	5.56	16.50	20.00	20.00	40.00	94.99	98.20	206.81	292.88	615.04	2000.00
CANA DE AZ	0.0	0.0	0.0	0.0	0.0	0.0	0.0	0.0	0.0	0.0	0.0	0.0	0.0	0.0	0.0
SOYA	7.37	8.00	7.00	9.00	11.00	15.00	15.00	20.04	49.93	69.93	89.49	119.09	190.00	200.00	0.0
SORGO GRA*	0.0	0.0	0.0	0.0	0.0	17.30	17.50	8.00	14.50	27.98	37.82	178.50	103.52	110.00	0.0
MAIZ AMAR*	1.90	1.90	2.30	2.50	3.25	7.00	9.00	8.00	14.50	28.00	37.21	82.00	100.00	173.52	400.00
CAFE	13.80	11.50	14.00	15.20	16.29	20.72	26.00	120.00	180.00	350.03	481.57	462.08	392.63	1246.53	3800.00
OTROS CULTIVOS															
CEBADA	0.0	0.0	0.0	0.0	0.0	0.0	0.0	0.0	0.0	0.0	0.0	0.0	0.0	0.0	0.0
PLATANO	1.00	1.20	1.10	1.15	1.70	3.05	3.00	0.0	0.0	0.0	15.00	0.0	0.0	81.42	360.28
YUCA	0.95	0.95	1.00	1.05	1.90	3.00	3.50	3.00	7.50	10.00	20.00	50.00	100.00	300.02	257.11
QUINUA	0.0	0.0	0.0	0.0	0.0	0.0	0.0	0.0	0.0	0.0	0.0	0.0	0.0	0.0	0.0
LITON	1.20	1.70	1.70	1.35	1.40	3.35	3.50	8.50	10.00	12.00	100.00	100.00	150.00	200.00	213.10
MANZANO	0.0	0.0	0.0	0.0	0.0	0.0	0.0	0.0	0.0	0.0	0.0	0.0	0.0	0.0	0.0
VIO	10.00	9.00	13.50	12.36	14.11	14.10	15.00	15.00	20.00	25.00	600.00	800.00	1000.00	1000.00	1129.63
* MAIZ GRA	1.90	1.90	2.30	2.50	3.05	7.00	9.00	23.00	39.50	78.00	37.21	82.00	100.00	173.52	400.00

M I N I S T E R I O D E A G R I C U L T U R A
 OFICINA SECCIONAL DE ESTADÍSTICA
 OFICINA DE ESTADÍSTICA AGROPECUARIA

FECHA 26/02/84

CUADRO V.4.14

PAG. 14

SERIE HISTORICA DE PRECIOS DE LOS CULTIVOS MAS IMPORTANTES : 1970-1984

REGION AGRARIA HUAMUCO
 (SOL./KGS)

ANOS	1970	1971	1972	1973	1974	1975	1976	1977	1978	1979	1980	1981	1982	1983	1984
------	------	------	------	------	------	------	------	------	------	------	------	------	------	------	------

CULTIVOS PROGRAMADOS

CULTIVOS CONSUMO HUMANO

ARROZ CASC	4.85	5.45	5.35	5.90	5.94	8.00	9.50	15.34	36.00	56.00	83.65	131.42	197.22	315.89	573.84
MAIZ AMIL*	3.03	3.39	3.51	3.87	4.17	4.37	10.36	19.57	33.04	43.59	101.85	126.42	156.57	288.05	631.94
FRIJOL GRA	4.23	4.39	4.60	5.47	7.27	16.00	15.14	24.18	41.00	66.22	110.50	118.08	415.57	679.95	1429.55
PAPA	1.96	1.88	2.25	2.67	3.86	5.09	5.13	9.13	16.26	40.29	60.09	57.63	95.44	235.53	335.91
TRIGO	4.07	4.17	4.23	4.29	4.60	10.59	10.50	20.18	27.00	50.00	94.17	119.69	199.23	422.33	559.91


CONSUMO INDUSTRIAL

ALGODON	10.00	11.40	0.00	0.00	0.00	0.00	0.00	0.00	0.00	0.00	0.00	0.00	0.00	0.00	0.00
CARA DE AZ	0.10	0.30	0.30	0.30	0.30	0.70	1.00	0.00	0.00	0.00	0.00	0.00	0.00	0.00	0.00
SOYA	0.00	7.00	8.06	8.80	9.50	12.00	12.00	16.00	22.00	45.00	98.00	188.50	300.00	750.00	0.00
SORGO GRA	0.00	0.00	0.00	0.00	0.00	0.00	0.00	0.00	0.00	0.00	0.00	0.00	0.00	0.00	0.00
MAIZ AMAR*	2.15	2.25	2.48	3.30	3.50	17.77	7.30	18.84	28.75	38.78	45.02	80.65	136.76	174.20	315.84
CAFE	20.63	14.53	16.60	18.00	20.17	23.00	30.03	150.00	250.00	326.00	579.35	466.51	540.55	1154.07	3097.48

OTROS CULTIVOS

CEBADA	2.58	2.61	2.81	3.23	3.81	8.40	8.50	16.04	22.05	35.16	90.00	130.00	300.00	298.53	469.36
PLATANO	1.70	1.20	1.45	2.00	2.40	2.70	3.50	11.00	18.00	25.01	50.00	150.00	78.43	247.90	327.55
YUCA	1.50	1.00	1.79	1.99	2.38	3.08	3.97	8.02	10.09	15.26	50.00	178.00	205.02	205.14	209.61
QUINUA	6.19	5.65	5.80	6.51	7.52	14.39	14.50	30.00	42.00	60.00	80.00	200.00	263.45	271.02	398.69
LIMON	2.20	1.81	2.29	3.06	4.06	8.55	8.72	22.20	31.26	38.74	50.00	90.00	93.24	99.93	109.57
MANZANO	3.38	2.46	2.55	2.88	3.11	8.31	8.50	8.00	35.00	50.00	60.00	80.00	52.56	84.32	1024.56
VID	10.00	10.00	0.00	0.00	0.00	0.00	0.00	0.00	0.00	0.00	0.00	0.00	0.00	0.00	0.00

* MAIZ GRA 5.18 5.64 5.29 7.17 7.67 22.14 17.86 30.41 61.79 82.37 147.47 207.07 293.33 462.85 947.78



FECHA 26/02/84

PAG 15


CUADRO V.4.15

SERIE HISTORICA DE PRECIOS DE LOS CULTIVOS MAS IMPORTANTES : 1970-1984

REGION AGRARIA PASCO

(SOL./GGS)

ANOS	1970	1971	1972	1973	1974	1975	1976	1977	1978	1979	1980	1981	1982	1983	1984
CULTIVOS PROGRAMADOS															
CULTIVOS CONSUMO HUMANO															
ARROZ CASC	4.80	5.00	5.00	5.00	5.00	9.02	9.00	20.00	60.02	60.00	0.0	0.0	135.74	213.01	439.65
MAIZ AMIL*	4.00	5.00	6.90	6.90	6.90	8.10	8.50	23.79	34.31	49.10	87.13	125.00	189.25	458.69	1640.34
FRIJOL GRA	6.80	13.41	11.46	11.46	11.77	15.84	15.86	23.98	47.03	74.15	0.0	0.0	418.18	1029.81	2462.98
PAPA	2.10	2.85	3.00	3.00	3.40	5.00	5.50	13.00	25.00	45.00	70.28	55.88	59.06	303.16	448.15
TRIGO	4.63	5.00	5.00	5.00	5.10	7.50	7.50	25.30	35.00	53.00	89.21	120.00	161.42	499.68	700.00
CONSUMO INDUSTRIAL															
ALGODON	0.0	0.0	0.0	0.0	0.0	0.0	3.0	0.0	0.0	0.0	0.0	0.0	0.0	0.0	0.0
CANA DE AZ	0.0	0.0	0.0	0.0	0.0	0.0	3.0	0.0	0.0	0.0	0.0	0.0	0.0	0.0	0.0
SOYA	0.0	0.0	0.0	0.0	0.0	0.0	3.0	0.0	0.0	0.0	0.0	0.0	0.0	0.0	0.0
SORGO GRA*	0.0	0.0	0.0	0.0	0.0	0.0	3.0	0.0	0.0	0.0	0.0	0.0	0.0	0.0	0.0
MAIZ AMAR*	3.60	4.50	5.20	5.20	5.00	8.00	3.00	15.00	30.00	45.00	45.69	60.00	92.62	161.90	450.08
CAFE	13.50	17.70	33.50	34.20	34.50	31.65	34.00	200.00	260.00	400.00	379.69	424.91	574.15	770.00	4398.79
OTROS CULTIVOS															
CEBADA	3.00	3.30	3.30	3.00	3.98	6.35	5.50	15.00	27.00	40.00	49.00	70.00	115.83	107.20	117.43
PLATANO	0.90	1.00	2.00	2.00	2.00	3.60	4.00	10.00	30.00	30.00	31.00	33.30	187.84	158.69	149.67
YUCA	1.36	2.00	0.0	0.0	0.0	0.0	0.0	26.33	30.00	30.00	41.00	56.00	107.28	108.22	160.55
QUINUA	6.86	0.0	0.0	0.0	0.0	0.0	0.0	0.0	0.0	0.0	0.0	0.0	0.0	0.0	0.0
LIMON	1.60	1.90	2.15	2.15	2.15	4.20	4.50	20.00	30.00	50.00	294.59	304.29	447.91	563.14	596.78
MANZANA	0.0	0.0	0.0	0.0	0.0	0.0	3.0	0.0	0.0	0.0	0.0	0.0	0.0	0.0	0.0
VID	0.0	0.0	0.0	0.0	0.0	0.0	3.0	0.0	0.0	0.0	0.0	0.0	0.0	0.0	0.0
* MAIZ GRA	7.60	9.00	11.35	11.90	11.90	16.10	15.50	38.79	64.31	94.10	132.82	185.00	281.67	620.59	2090.42



MINISTERIO DE AGRICULTURA
 OFICINA SECTORIAL DE ESTADÍSTICA
 OFICINA DE ESTADÍSTICA AGROPECUARIA

FECHA 26/02/84

PAL-16

CUADRO V.4.16

SERIE HISTORICA DE PRECIOS DE LOS CULTIVOS MAS IMPORTANTES : 1970-1984

REGION AGRARIA JUNIN
 (SOL./KGS)

ANOS	1970	1971	1972	1973	1974	1975	1976	1977	1978	1979	1980	1981	1982	1983	1984
CULTIVOS PROGRAMADOS															
CULTIVOS CONSUMO HUMANO															
ARROZ LASC	5.00	6.10	6.10	6.10	6.10	7.80	8.00	22.30	28.98	52.96	73.76	119.30	186.99	290.45	559.81
MAIZ AMILA	4.83	5.43	5.02	5.13	7.50	12.00	12.00	19.31	36.03	48.01	69.32	149.05	162.38	302.15	1276.39
FRIJOL GRA	6.61	7.00	7.18	7.73	7.89	15.04	15.27	20.33	60.00	99.99	131.89	232.93	255.45	372.73	1646.26
PAPA	2.27	2.12	2.90	3.88	5.78	6.23	7.06	9.16	12.09	20.33	47.71	55.66	62.64	302.59	328.27
TRIGO	5.25	4.90	5.85	6.82	10.50	11.85	13.00	15.20	28.00	35.00	58.52	90.00	145.65	288.02	718.03
CONSUMO INDUSTRIAL															
ALGODON	10.00	9.80	9.00	0.00	0.00	0.00	0.00	0.00	0.00	0.00	0.00	0.00	0.00	0.00	0.00
CANA DE AZ	0.00	0.00	0.00	0.00	0.00	0.00	0.00	0.00	0.00	0.00	0.00	0.00	0.00	0.00	0.00
SOYA	0.00	0.00	7.20	7.50	7.70	20.00	20.00	25.60	35.08	48.09	102.82	170.13	244.15	369.81	779.74
SORGO GRA	0.00	0.00	0.00	0.00	0.00	0.00	0.00	0.00	0.00	0.00	0.00	0.00	0.00	0.00	0.00
MAIZ AMARO	2.60	2.60	2.95	3.50	4.35	6.85	7.00	8.50	17.00	24.00	39.90	52.28	105.85	138.69	375.41
CAFE	21.60	19.00	19.25	18.90	21.30	25.00	31.00	145.00	225.00	354.00	552.23	450.00	561.25	925.66	3065.30
OTROS CULTIVOS															
CEBADA	2.25	2.30	2.80	2.90	3.00	7.50	7.50	11.60	24.00	32.01	53.00	77.00	184.81	233.20	380.20
PLATANO	0.95	1.00	1.53	1.60	1.64	3.38	3.60	4.13	8.07	9.10	30.00	70.00	170.00	161.79	257.93
YUCA	0.95	1.10	1.26	1.32	1.51	2.92	3.51	4.51	10.50	15.05	25.00	60.15	58.41	108.27	326.90
QUINUA	0.25	7.41	8.40	10.79	15.10	19.38	19.50	29.98	39.96	75.00	146.99	199.50	198.06	149.71	322.83
LIMON	1.10	1.03	1.26	1.48	1.63	2.63	3.26	7.66	8.28	10.22	64.70	50.11	170.61	352.38	975.90
MANZANO	2.61	2.95	4.88	5.00	6.22	6.28	7.00	14.71	20.00	24.59	11.79	14.16	20.30	30.91	36.40
VIO	10.00	12.00	12.33	12.11	12.22	0.00	3.00	0.00	0.00	0.00	0.00	0.00	0.00	0.00	0.00
* MAIZ GRA	7.43	7.03	7.97	9.62	11.85	18.85	19.00	27.51	53.03	72.01	108.72	201.33	268.23	440.84	1651.80

1
2
3
4
5
6
7
8
9
10
11
12
13
14
15
16
17
18
19
20
21
22
23
24
25
26
27
28
29
30
31
32
33
34
35
36
37
38
39
40
41
42
43
44
45
46
47
48
49
50
51
52
53
54
55
56
57
58
59
60
61
62
63
64
65
66
67
68
69
70
71
72
73
74
75
76
77
78
79
80
81
82
83
84
85
86
87
88
89
90
91
92
93
94
95
96
97
98
99
100

1

1

MINISTERIO DE AGRICULTURA
 OFICINA SECTORIAL DE ESTADÍSTICA
 OFICINA DE ESTADÍSTICA AGROPECUARIA

FECHA 26/02/84

CUADRO V.4.17

P.46 - 17

SERIE HISTORICA DE PRECIOS DE LOS CULTIVOS MAS IMPORTANTES : 1970-1984

REGION AGRARIA HUANCVELICA

(SOL./CS)

AÑOS	1970	1971	1972	1973	1974	1975	1976	1977	1976	1979	1980	1981	1982	1983	1984
CULTIVOS PROGRAMADOS															
CULTIVOS CONSUMO HUMANO															
ARROZ CASC	0.42	0.03	2.91	0.16	0.21	0.46	0.73	0.69	0.68	0.68	0.0	0.0	0.0	0.0	0.0
MAIZ AMILLO	4.42	4.43	4.91	5.16	5.21	8.46	36.73	15.69	46.68	46.68	63.14	105.99	170.55	332.60	1045.99
FRIJUL GRA	7.20	7.34	8.18	8.91	9.11	12.03	50.50	19.14	90.74	90.74	78.75	201.38	272.60	383.51	1665.02
PAPA	2.31	1.91	2.12	2.62	3.27	4.55	10.06	8.05	19.55	19.55	45.47	50.00	52.47	297.28	341.85
TRIGO	4.29	4.01	4.37	4.67	4.87	8.60	27.00	14.00	33.00	33.00	67.16	77.08	96.43	266.35	900.23
CONSUMO INDUSTRIAL															
ALGODON	9.00	8.88	9.20	16.00	18.50	0.0	0.0	0.0	0.0	0.0	0.0	0.0	0.0	0.0	0.0
CANA DE AZ	0.0	0.0	0.0	0.0	0.0	0.0	0.0	0.0	0.0	0.0	0.0	0.0	0.0	0.0	0.0
SOYA	0.0	0.0	0.0	0.0	0.0	0.0	0.0	0.0	0.0	0.0	0.0	0.0	0.0	0.0	0.0
SORGO GRA	0.0	0.0	0.0	0.0	0.0	0.0	0.0	0.0	0.0	0.0	0.0	0.0	0.0	0.0	0.0
MAIZ AMAR	0.0	0.0	0.0	0.0	0.0	0.0	0.0	0.0	0.0	0.0	0.0	0.0	0.0	0.0	0.0
CAFE	12.07	19.70	17.00	15.71	16.09	20.56	214.50	135.00	355.38	355.38	300.00	0.0	0.0	0.0	0.0
OTROS CULTIVOS															
CEBADA	2.12	2.11	2.47	2.66	2.86	6.98	20.10	12.03	37.76	37.76	64.00	88.00	118.84	228.28	530.70
PLATANO	2.00	2.00	2.25	2.30	2.50	4.00	9.50	8.00	11.00	11.00	50.00	80.00	101.35	134.67	164.13
YUCA	1.20	1.00	1.35	1.80	1.95	3.00	0.0	0.0	0.0	0.0	10.00	50.00	7.20	13.50	0.0
QUINUA	5.99	6.00	6.05	6.14	6.14	11.95	40.00	25.00	75.00	75.00	47.00	36.87	68.52	119.09	150.00
LIMON	1.70	1.80	1.90	2.39	3.16	5.80	12.00	10.00	14.00	14.00	110.00	110.00	129.65	138.01	145.80
MANZANO	3.95	4.00	4.10	4.11	4.24	7.71	26.00	20.00	30.00	30.00	53.00	21.14	9.72	19.64	9.48
VID	7.40	5.33	5.37	6.13	6.63	9.50	0.0	0.0	0.0	0.0	0.0	0.0	0.0	0.0	0.0
MAIZ GKA	4.42	4.43	4.91	5.16	5.21	8.46	36.73	15.69	46.68	46.68	63.14	105.99	170.55	332.60	1045.99



SERIE HISTORICA DE PRECIOS DE LOS CULTIVOS MAS IMPORTANTES : 1970-1984

REGION AGRARIA AYACUCHO

(SOL./VGS)

ANOS	1970	1971	1972	1973	1974	1975	1976	1977	1978	1979	1980	1981	1982	1983	1984
------	------	------	------	------	------	------	------	------	------	------	------	------	------	------	------

CULTIVOS PROGRAMADOS

CULTIVOS CONSUMO HUMANO

ARROZ CASC	4.37	4.23	4.64	4.84	5.60	9.02	9.08	21.33	27.31	51.34	67.51	200.00	245.85	247.27	429.04
MAIZ AMIL*	3.70	4.14	4.36	4.82	5.13	7.01	7.13	15.30	27.85	42.72	44.71	113.84	149.35	335.24	1047.14
FRIJOL GRA	6.11	7.30	9.45	9.45	10.75	12.44	13.20	19.71	53.62	93.99	101.91	217.24	264.17	360.20	1804.41
PAPA	2.31	2.41	2.62	2.87	3.21	5.44	5.42	8.70	11.41	20.42	56.83	59.64	74.30	312.48	506.99
TRIGO	4.21	4.54	4.31	4.44	4.34	7.46	7.89	13.14	26.04	33.10	68.64	90.20	117.65	404.85	1023.56

CONSUMO INDUSTRIAL

ALGODON	7.56	9.00	9.27	9.40	9.47	16.59	23.06	24.30	44.83	69.27	0.00	0.00	0.00	0.00	0.00
CAÑA DE AZ	0.00	0.00	0.00	0.00	0.00	0.00	3.00	0.00	0.00	0.00	0.00	0.00	0.00	0.00	0.00
SOYA	0.00	0.00	0.00	0.00	0.00	0.00	3.00	8.38	11.50	13.00	0.00	0.00	0.00	0.00	0.00
SORGO GRA*	0.00	0.00	3.50	3.63	3.63	0.00	3.00	8.91	18.00	26.82	57.01	49.55	80.09	162.91	410.73
MAIZ AMAR*	1.70	1.60	1.80	2.50	3.90	6.50	8.00	14.00	22.00	350.00	377.50	352.52	482.55	524.90	1994.74
CAFE	11.20	11.45	12.30	14.50	18.20	22.00	29.50	140.00	220.00	350.00	377.50	352.52	482.55	524.90	1994.74

OTROS CULTIVOS

CEBADA	2.47	2.71	2.70	2.98	3.10	5.87	5.19	11.40	18.40	33.41	66.00	70.00	100.76	256.46	584.96
PLATANO	0.80	0.85	1.00	1.20	1.50	2.50	3.00	6.00	9.50	11.00	30.00	60.00	110.00	278.78	298.87
YUCA	0.81	0.81	1.00	1.20	1.50	2.00	2.50	7.00	9.99	12.98	99.65	83.48	65.63	131.87	389.20
QUINUA	4.31	4.78	4.96	5.41	6.36	8.05	13.72	25.00	39.83	75.00	80.00	140.00	108.11	139.16	155.74
LIMON	1.49	1.50	1.69	2.59	3.95	4.00	5.50	8.15	10.00	12.95	64.51	176.28	134.98	157.51	196.12
MANZANO	2.66	2.61	2.65	2.69	3.02	8.00	7.98	24.00	26.00	30.00	40.00	80.00	85.66	193.57	116.70
VID	6.18	6.40	6.39	6.63	6.95	14.44	14.75	19.23	24.21	44.14	382.22	250.00	316.33	409.33	419.39

MAIZ GRA	5.40	5.74	6.16	7.32	9.03	13.51	15.13	23.91	45.85	69.54	103.72	163.09	229.44	498.15	1457.87
----------	------	------	------	------	------	-------	-------	-------	-------	-------	--------	--------	--------	--------	---------

1
2
3
4
5
6
7
8
9
10
11
12
13
14
15
16
17
18
19
20
21
22
23
24
25
26
27
28
29
30
31
32
33
34
35
36
37
38
39
40
41
42
43
44
45
46
47
48
49
50
51
52
53
54
55
56
57
58
59
60
61
62
63
64
65
66
67
68
69
70
71
72
73
74
75
76
77
78
79
80
81
82
83
84
85
86
87
88
89
90
91
92
93
94
95
96
97
98
99
100

SERIE HISTORICA DE PRECIOS DE LOS CULTIVOS MAS IMPORTANTES : 1970-1984

REGION AGRARIA APJRMAC

(SOL./KGS)

ANOS	1970	1971	1972	1973	1974	1975	1976	1977	1978	1979	1980	1981	1982	1983	1984
------	------	------	------	------	------	------	------	------	------	------	------	------	------	------	------

CULTIVOS PROGRAMADOS

CULTIVOS CONSUMO HUMANO

ARROZ CASC	0.0	0.0	0.0	0.0	0.0	0.0	0.0	0.0	0.0	0.0	0.0	0.0	0.0	0.0	0.0
MAIZ AMIL*	2.97	3.00	4.38	5.35	6.03	7.61	9.30	16.26	25.00	35.00	77.86	119.50	123.73	381.27	975.69
FRIJOL GRA	8.15	8.30	9.92	10.64	12.12	11.42	11.25	32.50	57.98	74.00	118.67	207.76	264.02	343.77	1336.39
PAPA	1.97	1.80	2.65	3.34	4.83	4.56	4.15	13.27	21.27	38.28	53.75	62.27	69.68	312.48	404.51
TRIGO	3.34	3.14	4.66	5.22	6.55	7.28	7.95	13.33	23.33	38.15	76.87	80.05	111.48	235.38	761.03

CONSUMO INDUSTRIAL

ALGODON	0.0	0.0	0.0	0.0	0.0	0.0	0.0	0.0	0.0	0.0	0.0	0.0	0.0	0.0	0.0
CARA DE AZ	0.0	0.0	0.0	0.0	0.0	0.0	0.0	0.0	0.0	0.0	0.0	0.0	0.0	0.0	0.0
SOYA	0.0	0.0	0.0	0.0	0.0	0.0	0.0	0.0	0.0	0.0	0.0	0.0	0.0	0.0	0.0
SORGO GRA*	2.00	0.0	0.0	0.0	0.0	0.0	0.0	0.0	0.0	0.0	0.0	0.0	0.0	0.0	0.0
MAIZ ANAR*	0.0	0.0	0.0	0.0	0.0	0.0	0.0	13.74	20.00	40.00	76.49	113.32	110.71	291.39	1043.44
CAFE	19.33	19.33	21.67	20.67	22.67	24.00	26.00	0.0	0.0	0.0	0.0	0.0	0.0	0.0	0.0

OTROS CULTIVOS

CEBADA	2.02	2.12	2.85	3.10	3.66	6.01	5.52	9.54	17.05	34.00	58.00	88.00	122.00	214.92	516.32
PLATANO	3.99	4.00	4.25	4.20	4.30	6.00	5.50	12.50	21.00	23.50	60.00	69.00	94.78	137.14	353.67
YUCA	2.50	2.40	2.76	2.87	2.98	3.23	3.86	11.77	18.96	23.07	60.00	44.00	102.00	249.89	456.47
QUINUA	3.42	3.42	5.24	6.06	7.06	8.88	9.35	14.55	36.23	57.21	41.51	61.84	199.00	95.60	125.80
LIMON	2.93	3.16	3.65	4.25	5.20	6.50	5.50	10.30	16.00	24.00	69.00	53.00	46.57	53.00	68.55
MANZANO	4.70	4.50	6.80	5.20	6.40	8.60	5.50	18.30	41.00	58.00	142.00	132.00	233.77	110.08	118.60
VID	10.08	9.00	10.00	10.50	10.80	13.00	13.52	18.64	25.00	35.00	36.64	16.77	24.10	11.95	15.25

* MAIZ GRA	2.97	3.00	4.38	5.35	6.03	7.61	9.30	30.30	45.00	75.00	154.35	232.82	234.44	672.66	2021.13
------------	------	------	------	------	------	------	------	-------	-------	-------	--------	--------	--------	--------	---------

CUADRO V.4.20

SERIE HISTORICA DE PRECIOS DE LOS CULTIVOS MAS IMPORTANTES : 1970-1984

REGION AGRARIA CUZCO
 (SUL/(KGS))

ANOS	1970	1971	1972	1973	1974	1975	1976	1977	1978	1979	1980	1981	1982	1983	1984
------	------	------	------	------	------	------	------	------	------	------	------	------	------	------	------

CULTIVOS PROGRAMADOS

CULTIVOS CONSUMO HUMANO

ARROZ CASC	5.90	4.90	5.20	9.30	9.50	11.50	11.50	20.00	45.00	90.00	84.43	122.08	174.13	295.22	592.28
MAIZ AMIL*	3.76	4.54	8.28	9.35	9.34	10.17	11.66	12.00	45.00	70.00	110.42	157.67	192.69	415.42	1427.00
FRIJOL GRA	5.19	7.82	3.63	9.91	10.19	14.38	15.11	32.02	60.13	74.88	126.60	154.37	195.53	243.60	1304.51
PAPA	2.17	2.48	3.62	3.81	5.15	5.64	5.58	11.60	20.19	39.19	65.13	65.85	79.21	303.11	1539.13
TRIGO	3.42	3.61	4.90	7.12	7.64	9.34	11.32	12.87	23.56	37.49	74.77	121.76	92.42	275.60	945.58

CONSUMO INDUSTRIAL

ALGODON	0.0	0.0	0.0	0.0	0.0	0.0	0.0	0.0	0.0	0.0	0.0	0.0	0.0	0.0	0.0
CANA DE AZ	0.0	0.0	0.0	0.0	0.0	0.0	0.0	0.0	0.0	0.0	0.0	0.0	0.0	0.0	0.0
SOYA	0.0	0.0	0.0	0.0	0.0	15.00	0.0	25.00	34.00	50.00	97.40	0.0	155.13	272.22	1224.81
SORGO GRA*	0.0	0.0	0.0	0.0	0.0	0.0	0.0	0.0	0.0	0.0	0.0	0.0	0.0	0.0	0.0
MAIZ AMAK*	2.70	2.85	3.20	4.25	6.20	7.80	9.50	11.20	40.00	61.99	81.52	87.65	80.75	160.90	419.79
CAFE	17.80	14.60	15.20	16.00	17.00	22.00	23.70	180.00	217.00	280.00	304.48	278.99	358.30	1047.54	3687.65

OTROS CULTIVOS

CEBADA	2.73	2.62	4.01	6.10	6.94	6.00	8.50	9.49	17.30	33.25	55.00	119.32	165.00	211.47	627.52
PLATANO	1.20	1.21	1.22	1.44	2.34	3.05	3.55	13.00	20.00	24.00	123.00	178.00	54.00	65.40	188.28
YUCA	1.30	0.90	1.20	2.00	2.70	4.50	5.00	15.00	18.00	22.02	31.00	55.00	63.95	136.87	342.10
QUINUA	3.86	3.80	4.35	6.36	8.28	10.66	11.23	21.36	35.17	58.12	45.88	188.89	112.29	103.66	1164.82
LYMON	0.86	0.91	1.36	2.09	2.59	5.05	5.05	10.00	15.15	24.96	119.58	283.34	217.11	341.73	350.05
MANZANO	3.45	4.78	5.38	6.83	8.57	8.97	7.44	39.81	41.92	55.00	179.87	250.00	169.11	310.69	326.20
VID	0.0	0.0	0.0	0.0	0.0	0.0	0.0	0.0	0.0	0.0	0.0	0.0	0.0	0.0	0.0

MAIZ GRA	6.46	7.39	8.48	11.60	15.54	17.97	19.16	23.20	85.00	131.99	191.94	245.32	273.44	576.32	1846.79
----------	------	------	------	-------	-------	-------	-------	-------	-------	--------	--------	--------	--------	--------	---------



SERIE HISTORICA DE PRECIOS DE LOS CULTIVOS MAS IMPORTANTES : 1970-1984

REGION AGRARIA PUNO

(SOL./KGS)

AÑOS	1970	1971	1972	1973	1974	1975	1976	1977	1978	1979	1980	1981	1982	1983	1984
------	------	------	------	------	------	------	------	------	------	------	------	------	------	------	------

CULTIVOS PROGRAMADOS

CULTIVOS CONSUMO HUMANO

ARROZ CASC	4.40	5.49	5.70	6.32	6.50	10.80	12.97	20.85	28.30	51.96	88.00	104.78	217.13	350.00	711.01
MAIZ AMILLO	3.00	3.00	3.75	3.80	4.80	11.00	14.00	16.61	24.49	32.60	64.00	122.24	213.03	258.31	760.92
FRIJOL GRA	3.87	3.67	5.00	6.11	6.94	6.86	7.81	12.53	22.67	41.31	0.0	0.0	0.0	0.0	0.0
PAPA	3.00	2.40	2.62	3.53	4.37	8.43	9.33	12.00	17.07	26.46	52.18	94.54	90.62	283.78	551.73
TRIGO	4.01	3.86	3.69	3.70	4.16	6.98	5.98	13.52	21.97	31.90	0.0	0.0	136.05	267.74	889.12

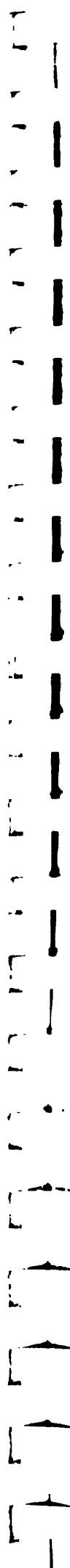
CONSUMO INDUSTRIAL

ALGODON	0.0	0.0	0.0	0.0	0.0	0.0	3.0	0.0	0.0	0.0	0.0	0.0	0.0	0.0	0.0
CANA DE AZ	0.0	0.0	0.0	0.0	0.0	0.0	3.0	0.0	0.0	0.0	0.0	0.0	0.0	0.0	0.0
SOYA	0.0	0.0	0.0	0.0	0.0	0.0	3.0	0.0	0.0	0.0	0.0	0.0	0.0	0.0	0.0
SORGO GRA	0.0	0.0	0.0	0.0	0.0	0.0	0.0	0.0	0.0	0.0	0.0	0.0	0.0	0.0	0.0
MAIZ AMAR	3.35	3.50	4.75	4.95	17.05	7.50	8.00	12.30	22.51	35.09	51.50	109.79	165.47	314.94	539.75
CAFE	14.30	12.00	14.85	11.40	11.45	16.00	25.01	86.50	138.00	199.97	350.80	250.00	299.71	702.85	2327.00

OTROS CULTIVOS

CEBADA	2.70	2.72	3.05	3.40	4.01	9.00	12.50	14.40	17.20	32.10	71.03	119.00	134.47	269.68	654.18
PLATANO	1.70	1.66	1.80	3.20	3.80	5.80	6.00	9.00	11.00	18.50	35.00	58.00	107.55	177.96	283.97
YUCA	3.05	3.00	1.75	3.60	4.80	4.20	5.00	6.70	10.70	14.90	25.00	63.00	117.25	326.32	792.26
QUINUA	3.80	3.23	3.33	3.91	4.90	14.00	15.00	19.40	25.60	46.20	24.18	18.20	17.70	29.83	715.24
LIMON	3.0	1.65	3.00	4.09	0.0	5.50	3.00	6.72	12.16	18.79	45.00	50.31	54.69	62.80	92.10
MANZANO	0.0	0.0	0.0	0.0	0.0	0.0	3.0	0.0	0.0	0.0	0.0	0.0	0.0	0.0	0.0
VID	0.0	0.0	0.0	0.0	0.0	0.0	3.0	0.0	0.0	0.0	0.0	0.0	0.0	0.0	0.0

* MAIZ GRA 6.35 6.50 8.50 8.75 11.85 18.50 22.00 28.91 47.00 67.69 115.00 232.03 378.70 573.25 1300.67



MINISTERIO DE AGRICULTURA
 OFICINA SECTORIAL DE ESTADÍSTICA
 OFICINA DE ESTADÍSTICA AGRPECUARIA

FECHA 26/02/84

CUADRO V.4.22

4AG-22

SERIE HISTORICA DE PRECIOS DE LOS CULTIVOS MAS IMPORTANTES : 1970-1984

REGION AGRARIA LORETO
 (SOL./UGS)

ANOS	1970	1971	1972	1973	1974	1975	1976	1977	1978	1979	1980	1981	1982	1983	1984
CULTIVOS PROGRAMADOS															
CULTIVOS CONSUMO HUMANO															
ARROZ CASC	3.50	3.65	5.50	5.00	5.00	7.50	3.00	16.00	29.00	53.00	68.75	101.26	168.04	225.41	530.20
MAIZ AMIL*	0.0	0.0	0.0	0.0	0.0	0.0	0.0	15.00	16.00	28.00	0.0	0.0	0.0	0.0	0.0
FRIJOL GRA	6.50	6.00	7.50	13.00	13.00	15.00	15.00	20.00	40.00	60.00	170.38	268.95	381.27	524.37	1587.34
PAPA	0.0	0.0	0.0	0.0	0.0	0.0	0.0	0.0	0.0	0.0	0.0	0.0	0.0	0.0	0.0
TRIGO	0.0	0.0	0.0	0.0	0.0	0.0	0.0	0.0	0.0	0.0	0.0	0.0	0.0	0.0	0.0
CONSUMO INDUSTRIAL															
ALGODON	5.67	5.80	0.0	0.0	0.0	0.0	0.0	0.0	0.0	0.0	0.0	0.0	0.0	0.0	0.0
CARA DE AZ	0.0	0.0	0.0	0.0	0.0	0.0	0.0	0.0	0.0	0.0	0.0	0.0	0.0	0.0	0.0
SOYA	0.0	7.00	7.28	0.0	8.50	16.00	15.00	15.00	20.00	30.00	0.0	0.0	0.0	1100.00	600.00
SORGO GRA*	0.0	0.0	0.0	0.0	0.0	0.0	0.0	0.0	0.0	0.0	0.0	0.0	0.0	0.0	0.0
MAIZ AMAR*	2.30	2.45	2.60	4.50	5.30	5.70	3.50	14.00	18.00	29.00	30.55	75.05	111.62	179.60	368.17
CAFE	14.00	10.60	14.01	15.93	17.43	20.00	25.06	185.00	300.00	400.00	253.86	339.19	453.20	1150.00	3200.00
OTROS CULTIVOS															
CEBADA	0.0	0.0	0.0	0.0	0.0	0.0	0.0	0.0	0.0	0.0	0.0	0.0	0.0	0.0	0.0
PLATANO	0.95	1.20	1.50	1.70	2.00	2.75	3.50	5.00	8.00	12.00	26.56	47.92	56.55	132.34	211.90
YUCA	0.60	0.50	1.40	2.00	2.90	3.00	3.50	5.00	12.00	20.00	24.98	53.47	93.18	132.78	160.96
QUINUA	0.0	0.0	0.0	0.0	0.0	0.0	0.0	0.0	0.0	0.0	0.0	0.0	0.0	0.0	0.0
LIMON	1.10	1.20	1.30	1.70	1.90	3.00	3.00	15.00	30.00	50.00	117.97	88.06	190.28	360.61	430.93
MANZANO	0.0	0.0	0.0	0.0	0.0	0.0	0.0	0.0	0.0	0.0	0.0	0.0	0.0	0.0	0.0
VIT	0.0	0.0	0.0	0.0	0.0	0.0	0.0	0.0	0.0	0.0	0.0	0.0	0.0	0.0	0.0
* MAIZ GRA	2.30	2.45	2.60	4.50	5.30	5.70	3.50	29.00	34.00	55.01	30.55	75.65	111.62	179.60	368.17

Handwritten text, likely bleed-through from the reverse side of the page, appearing as a vertical column of characters on the right edge.

MINISTERIO DE AGRICULTURA
 OFICINA SECTORIAL DE ESTADÍSTICA
 OFICINA DE ESTADÍSTICA AGROPECUARIA

FECHA 26/02/84

CUADRO V.4.23


PÁG. 23

SERIE HISTORICA DE PRECIOS DE LOS CULTIVOS MAS IMPORTANTES : 1970-1984

REGION AGRARIA UCAYALI

(SOL./KGS)

AÑOS	1970	1971	1972	1973	1974	1975	1976	1977	1978	1979	1980	1981	1982	1983	1984
CULTIVOS PROGRAMADOS															
CULTIVOS CONSUMO HUMANO															
ARROZ CASC	0.0	0.0	3.0	0.0	0.0	0.0	3.0	0.0	0.0	0.0	0.0	472.11	150.76	242.73	472.11
MAIZ AMILLO	0.0	0.0	3.0	0.0	0.0	0.0	3.0	0.0	0.0	0.0	0.0	0.0	0.0	0.0	0.0
MAIZ AMILLO GRA	0.0	0.0	3.0	0.0	0.0	0.0	3.0	0.0	0.0	0.0	0.0	481.12	0.0	0.0	0.0
PAPA	0.0	0.0	0.0	0.0	0.0	0.0	0.0	0.0	0.0	0.0	0.0	0.0	0.0	0.0	0.0
TRIGO	0.0	0.0	3.0	0.0	0.0	0.0	3.0	0.0	0.0	0.0	0.0	0.0	0.0	0.0	0.0
CONSUMO INDUSTRIAL															
ALGODON	0.0	0.0	0.0	0.0	0.0	0.0	0.0	0.0	0.0	0.0	0.0	0.0	0.0	0.0	0.0
CARA DE AZ	0.0	0.0	0.0	0.0	0.0	0.0	0.0	0.0	0.0	0.0	0.0	0.0	0.0	0.0	0.0
SOYA	0.0	0.0	0.0	0.0	0.0	0.0	0.0	0.0	0.0	0.0	0.0	0.0	0.0	0.0	0.0
SORGO GRA	0.0	0.0	0.0	0.0	0.0	0.0	0.0	0.0	0.0	0.0	0.0	0.0	0.0	0.0	0.0
MAIZ AMAR	0.0	0.0	0.0	0.0	0.0	0.0	0.0	0.0	0.0	0.0	0.0	53.86	96.32	154.08	335.12
CAFE	0.0	0.0	0.0	0.0	0.0	0.0	0.0	0.0	0.0	0.0	0.0	0.0	0.0	0.0	0.0
OTROS CULTIVOS															
CEBADA	0.0	0.0	0.0	0.0	0.0	0.0	0.0	0.0	0.0	0.0	0.0	0.0	0.0	0.0	0.0
PLATANO	0.0	0.0	0.0	0.0	0.0	0.0	0.0	0.0	0.0	0.0	0.0	0.0	0.0	0.0	0.0
YUCA	0.0	0.0	0.0	0.0	0.0	0.0	0.0	0.0	0.0	0.0	0.0	0.0	0.0	0.0	0.0
QUINUA	0.0	0.0	0.0	0.0	0.0	0.0	0.0	0.0	0.0	0.0	0.0	0.0	0.0	0.0	0.0
LIMON	0.0	0.0	0.0	0.0	0.0	0.0	0.0	0.0	0.0	0.0	0.0	0.0	0.0	0.0	0.0
MANZANO	0.0	0.0	0.0	0.0	0.0	0.0	0.0	0.0	0.0	0.0	0.0	0.0	0.0	0.0	0.0
VINO	0.0	0.0	0.0	0.0	0.0	0.0	0.0	0.0	0.0	0.0	0.0	0.0	0.0	0.0	0.0
* MAIZ GRA	0.0	0.0	0.0	0.0	0.0	0.0	0.0	0.0	0.0	0.0	0.0	53.86	96.32	154.08	335.12



SERIE HISTORICA DE PRECIOS DE LOS CULTIVOS MAS IMPORTANTES : 1970-1984

REGION AGRARIA MAJRE DE DIOS

(SOL./KGS)

AÑOS	1970	1971	1972	1973	1974	1975	1976	1977	1978	1979	1980	1981	1982	1983	1984
------	------	------	------	------	------	------	------	------	------	------	------	------	------	------	------

CULTIVOS PROGRAMADOS

CULTIVOS CONSUMO HUMANO

ARROZ CASC	4.20	5.00	5.05	5.05	5.05	8.30	8.50	20.00	45.00	60.00	127.00	122.32	186.54	294.18	551.04
MAIZ AMIL*	0.0	0.0	0.0	0.0	0.0	0.0	0.0	0.0	0.0	0.0	0.0	0.0	0.0	0.0	0.0
FRIJOL GRA	10.03	9.80	10.27	10.48	11.39	12.50	13.50	34.90	65.60	104.27	200.00	269.78	254.97	0.0	3500.00
PAPA	0.0	0.0	0.0	0.0	0.0	0.0	0.0	0.0	0.0	0.0	0.0	0.0	0.0	0.0	0.0
TRIGO	0.0	0.0	0.0	0.0	0.0	0.0	0.0	0.0	0.0	0.0	0.0	0.0	0.0	0.0	0.0

CONSUMO INDUSTRIAL

ALGODON	0.0	0.0	0.0	0.0	0.0	0.0	0.0	0.0	0.0	0.0	0.0	0.0	0.0	0.0	0.0
CARA DE AZ	0.0	0.0	0.0	0.0	0.0	0.0	0.0	0.0	0.0	0.0	0.0	0.0	0.0	0.0	0.0
SOYA	0.0	0.0	0.0	0.0	0.0	0.0	0.0	0.0	0.0	0.0	0.0	0.0	0.0	0.0	0.0
SORGO GRA	0.0	0.0	0.0	0.0	0.0	0.0	0.0	0.0	0.0	0.0	0.0	0.0	0.0	0.0	0.0
MAIZ AMAR*	2.50	2.45	3.15	3.25	3.85	6.84	7.00	10.00	25.00	25.00	150.00	106.92	136.87	255.03	406.17
CAFE	18.00	17.77	21.58	22.09	24.65	24.92	25.06	194.20	230.00	300.00	350.00	470.92	633.61	1200.00	3122.77

OTROS CULTIVOS

CEBADA	0.0	0.0	0.0	0.0	0.0	0.0	0.0	0.0	0.0	0.0	0.0	0.0	0.0	0.0	0.0
PLATANO	1.20	1.25	1.15	1.25	1.30	3.30	3.50	15.00	22.00	26.00	50.00	80.00	76.74	202.07	313.32
QUINUA	1.20	1.15	1.25	2.07	2.00	3.70	5.24	16.00	24.00	28.00	35.00	60.00	83.58	225.28	263.07
LIMON	0.0	0.0	0.0	0.0	0.0	0.0	0.0	0.0	0.0	0.0	0.0	0.0	0.0	0.0	0.0
MANZANO	2.00	2.05	2.35	2.50	3.30	3.50	6.00	10.00	20.00	25.00	41.85	48.97	48.63	67.40	70.79
VIO	0.0	0.0	0.0	0.0	0.0	0.0	0.0	0.0	0.0	0.0	0.0	0.0	0.0	0.0	0.0

MAIZ GRA	2.50	2.45	3.15	3.25	3.85	6.84	7.00	10.00	25.00	25.00	150.00	106.92	136.87	255.03	406.17
----------	------	------	------	------	------	------	------	-------	-------	-------	--------	--------	--------	--------	--------



SERIE HISTORICA DEL VALOR BRUTO
DE LA PRODUCCION DE LOS CULTIVOS
MAS IMPORTANTES
1970 - 1984

(en miles de dólares)



M I N I S T E R I O D E A S E R I C U L T U R A
 OFICINA SECTORIAL DE ESTADÍSTICA
 OFICINA DE ESTADÍSTICA AGROPECUARIA

FECHA 26/02/84

CUADRO V.5.1

PAG 1

SERIE HISTORICA DEL VALOR BRUTO DE LA PRODUCCION DE LOS CULTIVOS MAS IMPORTANTES : 1970-1984

REGION AGRARIA TUMBES

(MIL.00L.)

ANOS	1970	1971	1972	1973	1974	1975	1976	1977	1978	1979	1980	1981	1982	1983	1984
TOTAL	5560.	6392.	6051.	5216.	9796.	10540.	9818.	10801.	10136.	13012.	18567.	22251.	20533.	1410.	23111.
TOTAL PROGR	3958.	4522.	4086.	3346.	5233.	6846.	6278.	7226.	6686.	8763.	12474.	15073.	14815.	1246.	14176.
TOT CGN HUM	2137.	2474.	1927.	1117.	2032.	2377.	1982.	2758.	2244.	3289.	4860.	5788.	8174.	1038.	4851.
ARROZ LASC	2135.	2472.	1926.	1111.	2030.	2371.	1477.	2751.	2231.	3275.	4855.	5786.	8174.	1038.	4851.
MAIZ AMIL*	0.	0.	0.	0.	0.	0.	0.	3.	2.	4.	5.	0.	0.	0.	0.
FRIJOL GRA	2.	2.	2.	6.	2.	6.	5.	6.	11.	10.	0.	2.	0.	0.	0.
PAPA	0.	0.	0.	0.	0.	0.	0.	0.	0.	0.	0.	0.	0.	0.	0.
TRIGO	0.	0.	0.	0.	0.	0.	0.	0.	0.	0.	0.	0.	0.	0.	0.
TOT CON IND	1821.	2048.	2159.	2229.	4201.	4468.	4296.	4466.	4442.	5474.	7614.	9285.	6641.	207.	9325.
ALGODON	71.	54.	14.	13.	53.	27.	0.	15.	7.	3.	14.	15.	7.	0.	0.
CANA DE AZ	0.	0.	0.	0.	0.	0.	0.	0.	0.	0.	0.	0.	0.	0.	0.
SOYA	54.	53.	48.	87.	317.	307.	434.	595.	782.	1111.	1316.	1982.	867.	1.	136.
SORGO GRA.	0.	3.	0.	0.	0.	0.	0.	0.	1.	2.	1.	0.	3.	0.	0.
MAIZ AMAR*	94.	69.	132.	260.	267.	440.	323.	482.	201.	109.	187.	109.	45.	42.	254.
CAFE	0.	0.	0.	0.	0.	0.	0.	0.	0.	0.	0.	0.	0.	0.	0.
OTROS CULTI	1602.	1869.	1966.	1870.	3563.	3695.	3540.	3575.	3450.	4249.	6093.	7178.	5718.	165.	8936.
CEBADA	0.	0.	0.	0.	0.	0.	0.	0.	0.	0.	0.	0.	0.	0.	0.
PLATANO	1532.	1792.	1842.	1612.	3205.	3174.	3193.	3287.	2890.	4013.	5144.	6581.	5410.	40.	8526.
YUCA	30.	14.	25.	49.	135.	208.	134.	50.	142.	20.	58.	12.	21.	0.	0.
QUINUA	0.	0.	0.	0.	0.	0.	0.	0.	0.	0.	0.	0.	0.	0.	0.
LIMON	40.	63.	98.	209.	223.	312.	213.	236.	418.	215.	891.	586.	287.	124.	410.
MANZANO	0.	0.	0.	0.	0.	0.	0.	0.	0.	0.	0.	0.	0.	0.	0.
VIO	0.	0.	0.	0.	0.	0.	0.	0.	0.	0.	0.	0.	0.	0.	0.
* MAIZ GRA	94.	69.	132.	260.	267.	440.	323.	485.	203.	113.	192.	112.	45.	42.	0.

FECHA 26/02/84

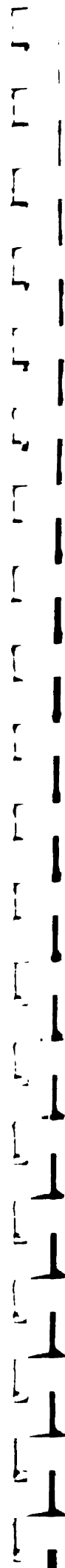
CUADRO V.5.2.

P.A.C. ... 2

SERIE HISTORICA DEL VALOR BRUTO DE LA PRODUCCION DE LOS CULTIVOS MAS IMPORTANTES : 1970-1984

REGION AGRARIA PIURA
 (MIL.000.)

ANOS	1970	1971	1972	1973	1974	1975	1976	1977	1978	1979	1980	1981	1982	1983	1984
TOTAL	59159.	52593.	43402.	74806.	90157.	74969.	68873.	73275.	61882.	86126.	118522.	107545.	98119.	37266.	172648.
TOTAL PROGR	53017.	49032.	39533.	70128.	84625.	69316.	64194.	64434.	54855.	79350.	102900.	99064.	92576.	33726.	164033.
TOT COM HUM	15863.	17727.	10082.	12307.	13281.	23806.	18164.	17491.	16469.	25032.	35861.	43977.	55410.	23013.	46827.
ARNOZ CASC	13771.	14996.	6983.	9013.	9802.	16296.	13278.	11813.	12735.	20270.	30046.	38148.	49473.	17622.	40032.
MAIZ AMIL*	720.	901.	876.	965.	1041.	2500.	2194.	2193.	1117.	1357.	1264.	1924.	1773.	937.	1971.
FRIJOL GRA	691.	782.	876.	901.	916.	1093.	1109.	905.	960.	1113.	1297.	1138.	1359.	713.	932.
PAPA	356.	225.	288.	617.	719.	1907.	327.	1791.	989.	1089.	1824.	1912.	1889.	2717.	2217.
TRIGO	325.	580.	732.	811.	607.	2010.	1556.	784.	681.	1203.	1429.	855.	907.	1027.	1676.
TOT CGN IND	37154.	31305.	29451.	57821.	71345.	45512.	45330.	46943.	38386.	54318.	67039.	55087.	37167.	10712.	117205.
ALGODON	27108.	23414.	20968.	49171.	62481.	30013.	28518.	25286.	22232.	36486.	38405.	34868.	22956.	2.	91740.
CAÑA DE AZ	0.	0.	0.	0.	0.	0.	0.	0.	0.	0.	0.	0.	0.	0.	0.
SOYA	0.	0.	0.	0.	0.	0.	0.	38.	14.	0.	0.	0.	0.	0.	33.
SORGO GRA	907.	1106.	1177.	992.	502.	1593.	3126.	4963.	4186.	3559.	4041.	5234.	4370.	1425.	5400.
MAIZ AMAR*	2412.	2698.	2475.	2257.	2073.	7462.	8143.	5773.	2346.	3557.	5852.	4547.	2223.	3380.	7439.
CAFE	584.	526.	522.	722.	758.	793.	764.	2546.	2581.	3939.	3118.	1961.	2075.	2366.	3978.
OTROS CULTI	6143.	3561.	3869.	4678.	5531.	5651.	4578.	8841.	7027.	6777.	15623.	8482.	5542.	3540.	8615.
CEBADA	61.	66.	63.	64.	72.	78.	59.	28.	25.	27.	116.	49.	61.	80.	108.
PLATANO	3328.	2203.	572.	2367.	2829.	1622.	1705.	3473.	1726.	2124.	9168.	3345.	1736.	1126.	1870.
YUCA	931.	610.	0.	692.	922.	1111.	884.	2379.	834.	908.	1135.	511.	640.	432.	557.
QUINUA	0.	0.	0.	0.	0.	0.	0.	0.	0.	0.	0.	0.	0.	0.	0.
LIJON	1677.	628.	953.	1465.	1690.	2817.	2012.	2961.	4442.	3719.	5203.	4577.	3105.	1902.	6081.
MANZANO	0.	0.	0.	0.	18.	22.	19.	0.	0.	0.	0.	0.	0.	0.	0.
VIO	145.	53.	77.	90.	18.	22.	19.	0.	0.	0.	0.	0.	0.	0.	0.
* MAIZ GRA	3143.	3535.	3768.	3226.	3248.	9963.	10431.	7970.	3463.	4913.	7117.	6463.	3996.	4246.	0.



SERIE HISTORICA DEL VALOR BRUTO DE LA PRODUCCION DE LOS CULTIVOS MAS IMPORTANTES : 1970-1984

REGION AGRARIA LAMBAYEQUE

(MIL.DOL.)

ANOS	1970	1971	1972	1973	1974	1975	1976	1977	1978	1979	1980	1981	1982	1983	1984
TOTAL	38380.	40509.	47138.	52672.	71667.	91513.	110112.	154417.	106847.	122576.	110091.	161737.	151568.	119893.	294102.
TOTAL PROGR	37047.	38975.	45389.	50876.	69859.	89760.	108110.	103145.	104557.	120276.	108273.	159596.	147022.	112135.	289474.
TOT CON HUM	14787.	15311.	15750.	16510.	24699.	33133.	26135.	28664.	15197.	21902.	6755.	41384.	34504.	34820.	61812.
ARROZ CASC	14342.	14796.	15449.	16072.	24053.	32432.	25607.	27257.	13238.	20214.	4933.	39974.	33461.	33854.	61280.
MAIZ AMILA	25.	27.	29.	37.	66.	108.	84.	442.	318.	336.	598.	505.	376.	483.	408.
FRIJOL GRA	268.	136.	215.	330.	461.	382.	105.	652.	1483.	1184.	953.	883.	667.	483.	123.
PAPA	132.	124.	26.	27.	78.	125.	91.	179.	77.	38.	189.	22.	0.	0.	0.
TRIGO	20.	227.	31.	44.	42.	87.	48.	134.	81.	130.	42.	0.	0.	0.	0.
TOT CON IND	22260.	23664.	29639.	34366.	45160.	56627.	82375.	74482.	89360.	98374.	101516.	118212.	112518.	77315.	226662.
ALGODON	1986.	2291.	2916.	3670.	4853.	3259.	70.	2473.	2561.	5346.	3995.	20021.	2854.	337.	746.
CAMA DE AZ	16633.	16533.	21821.	25405.	31101.	41624.	72580.	59905.	81242.	84491.	93059.	92120.	101391.	65486.	212585.
SOYA	0.	3.	1.	1.	3.	5.	5.	2.	0.	0.	0.	27.	1.	2.	2.
SORGO GRA	30.	65.	158.	229.	101.	126.	141.	106.	65.	130.	211.	346.	112.	33.	34.
MAIZ AMARO	2200.	3084.	2916.	3183.	7202.	9719.	7223.	9437.	3006.	5635.	2304.	3431.	3468.	3530.	7422.
CAFE	79.	154.	79.	83.	93.	141.	155.	286.	197.	433.	131.	128.	247.	168.	245.
OTROS CULTI	1333.	1534.	1749.	1796.	1808.	1753.	1502.	2272.	2790.	2299.	1818.	2140.	4546.	7758.	5628.
CEBADA	6.	19.	19.	15.	13.	14.	11.	13.	11.	9.	9.	8.	6.	0.	0.
PLATANO	380.	314.	329.	347.	395.	460.	539.	1092.	771.	702.	305.	203.	55.	51.	81.
YUCA	363.	359.	335.	442.	638.	589.	381.	465.	399.	412.	389.	477.	1637.	2902.	1231.
QUINUA	0.	0.	0.	0.	0.	0.	0.	0.	0.	0.	0.	0.	0.	0.	0.
LIMON	337.	392.	718.	711.	461.	466.	499.	538.	1011.	1081.	1047.	1406.	2816.	4794.	4309.
MANZANO	7.	11.	12.	13.	16.	18.	13.	26.	16.	19.	20.	11.	9.	3.	1.
VID	240.	339.	336.	268.	286.	207.	157.	143.	81.	77.	48.	36.	25.	9.	5.
MAIZ GRA	2221.	3114.	2444.	3203.	5973.	9829.	7107.	9879.	3321.	6011.	2899.	4019.	3744.	4085.	0.

1
2
3
4
5
6
7
8
9
10
11
12
13
14
15
16
17
18
19
20
21
22
23
24
25
26
27
28
29
30
31
32
33
34
35
36
37
38
39
40
41
42
43
44
45
46
47
48
49
50
51
52
53
54
55
56
57
58
59
60
61
62
63
64
65
66
67
68
69
70
71
72
73
74
75
76
77
78
79
80
81
82
83
84
85
86
87
88
89
90
91
92
93
94
95
96
97
98
99
100

SERIE HISTORICA DEL VALOR BRUTO DE LA PRODUCCION DE LOS CULTIVOS MAS IMPORTANTES : 1970-1984

REGION AGRARIA LA LIBERTAD

(MIL.00L.)

ANOS	1970	1971	1972	1973	1974	1975	1976	1977	1978	1979	1980	1981	1982	1983	1984
TOTAL	56902.	53567.	71445.	81030.	91189.	129030.	144173.	137144.	124097.	137935.	93117.	124470.	142287.	129909.	314624.
TOTAL PROGR	53595.	50629.	67389.	77407.	87449.	123031.	139432.	132080.	120849.	134958.	88422.	120436.	138581.	127500.	311196.
TOT CON HUM	29846.	24138.	27197.	30094.	34973.	54925.	40461.	42789.	22257.	50949.	20241.	56966.	36426.	44018.	48129.
ARROZ CASC	16901.	14395.	15438.	15465.	15628.	25216.	18215.	21711.	6805.	17981.	2699.	33905.	23490.	27580.	30683.
MAIZ AMIL*	1309.	1022.	1544.	2175.	2810.	3523.	2513.	2324.	1211.	2146.	670.	1010.	1067.	520.	1049.
FRIJOL GRA	1220.	583.	667.	1109.	1588.	2522.	2105.	2389.	1580.	1967.	750.	353.	1163.	206.	989.
PAPI	7896.	5837.	6459.	7817.	11011.	16901.	12462.	11907.	9312.	24045.	13894.	17478.	8504.	13752.	11914.
TRIGO	2519.	2242.	2790.	3528.	3935.	6764.	4986.	4458.	3349.	4808.	2228.	4220.	2202.	1960.	3493.
TOT CON IND	23749.	26492.	40192.	47313.	52476.	68107.	99470.	89291.	98593.	84009.	68181.	63470.	102155.	83462.	263067.
ALGODON	0.	0.	56.	81.	312.	206.	266.	352.	0.	38.	521.	12.	0.	0.	0.
CANA DE AZ	16485.	19433.	30335.	37579.	39536.	50669.	85461.	72963.	89298.	71723.	57658.	47755.	91981.	76659.	249046.
SOYA	0.	0.	0.	0.	0.	0.	0.	0.	0.	0.	0.	0.	0.	0.	0.
SONGO GRA:	10.	64.	462.	878.	1240.	1271.	1194.	1556.	1962.	2813.	1652.	1934.	1058.	303.	682.
MAIZ AMAR*	3916.	4018.	5248.	5115.	7590.	9906.	8264.	9241.	4029.	6384.	3349.	9600.	5409.	4111.	9912.
CAFE	31.	39.	34.	37.	58.	56.	43.	115.	57.	52.	308.	134.	0.	0.	0.
OTROS CULTI	3307.	2937.	4256.	3623.	3740.	5999.	4241.	5064.	3247.	2978.	4695.	4034.	3707.	2410.	3428.
CEBADA	1155.	991.	1506.	1369.	1461.	2898.	2113.	2470.	1476.	1220.	2686.	2702.	1828.	1105.	1567.
PLACANO	370.	344.	380.	388.	442.	679.	495.	473.	528.	448.	437.	201.	375.	47.	83.
YUCA	1505.	1376.	1911.	1583.	1503.	1940.	1280.	1647.	901.	1004.	1218.	742.	974.	1091.	1687.
QUINUA	37.	6.	3.	1.	1.	23.	14.	9.	2.	9.	4.	50.	38.	15.	10.
LIMON	36.	40.	58.	69.	85.	118.	90.	218.	127.	89.	44.	43.	45.	14.	10.
MANZANO	136.	103.	112.	125.	139.	254.	176.	190.	171.	152.	127.	152.	186.	70.	34.
VIO	97.	78.	85.	88.	110.	87.	66.	52.	36.	54.	181.	146.	261.	67.	39.
MAIZ GRA	5219.	5041.	6798.	6554.	10396.	13428.	11180.	11564.	5239.	8532.	3929.	10611.	6477.	5227.	0.



MINISTERIO DE AGRICULTURA
OFICINA SECTORIAL DE ESTADÍSTICA
OFICINA DE ESTADÍSTICA AGROPECUARIA

FECHA 26/02/84

CUADRO V.5.5

PAG 5

SERIE HISTORICA DEL VALOR BRUTO DE LA PRODUCCION DE LOS CULTIVOS MAS IMPORTANTES : 1970-1984

REGION AGRARIA ANCASH
(MIL.DOL.)


ANOS	1970	1971	1972	1973	1974	1975	1976	1977	1978	1979	1980	1981	1982	1983	1984
TOTAL	31382.	32009.	35378.	42538.	47277.	67300.	59334.	75360.	77644.	76551.	50650.	73445.	55857.	50236.	99115.
TOTAL PROGR	28485.	28862.	31486.	38132.	42532.	59186.	53336.	64856.	68084.	67397.	44995.	68759.	51413.	46309.	93285.
TOT COM MUM	19958.	17708.	19482.	21632.	25595.	34547.	28976.	35117.	37601.	40488.	23015.	43773.	28297.	27967.	34885.
ARROZ CASC	685.	982.	630.	679.	554.	503.	421.	379.	251.	569.	1336.	1988.	2201.	4741.	3633.
MAIZ AMILA	2897.	2718.	3589.	3706.	4825.	5630.	4551.	4573.	3442.	4314.	4416.	4965.	4979.	3690.	6782.
FRIJOL GRA	639.	576.	527.	684.	958.	1231.	204.	931.	1169.	830.	1044.	2551.	1377.	964.	1577.
PAPA	12802.	10049.	10439.	12234.	13595.	18184.	16359.	19489.	25580.	29069.	12705.	24869.	14446.	14866.	17823.
FRIGO	2935.	3382.	4295.	4328.	3662.	8997.	6842.	9946.	7159.	5606.	3514.	9399.	5294.	3706.	5071.
TOT COM IND	8526.	11154.	12004.	16501.	16937.	24639.	24361.	29739.	30483.	26909.	21980.	24987.	23115.	18342.	58400.
ALGODON	60.	112.	275.	817.	718.	1124.	1405.	2704.	3726.	1889.	3078.	5282.	4523.	2200.	2474.
CARA DE AZ	850.	1685.	1975.	2477.	2951.	5488.	7526.	7213.	9055.	7723.	7010.	6953.	7720.	5560.	40502.
SOYA	0.	0.	0.	0.	0.	0.	0.	0.	0.	0.	0.	0.	0.	0.	0.
SORGO GRA	12.	9.	9.	8.	8.	8.	90.	54.	0.	0.	0.	0.	0.	0.	0.
MAIZ AMARO	4674.	6164.	5837.	8775.	8487.	9797.	8918.	9170.	8100.	8102.	6238.	8065.	6428.	6655.	9593.
CAFE	33.	38.	26.	27.	29.	27.	18.	94.	41.	42.	0.	0.	0.	0.	0.
OTROS CULTI	2898.	3147.	3892.	4406.	4745.	8115.	5998.	10504.	9560.	9154.	5654.	4686.	4444.	3927.	5831.
CEBADA	1688.	1986.	2294.	2333.	2576.	5364.	4332.	7266.	6112.	5482.	2437.	2496.	2103.	2325.	4050.
PLATANO	306.	289.	326.	363.	465.	576.	450.	347.	499.	667.	64.	113.	104.	55.	99.
YUCA	533.	420.	681.	818.	720.	916.	502.	1120.	1611.	1821.	1368.	513.	1322.	1151.	1465.
QUINUA	49.	43.	32.	46.	48.	65.	57.	329.	264.	284.	236.	177.	114.	52.	28.
LIMON	73.	73.	93.	108.	118.	147.	109.	181.	180.	153.	524.	275.	171.	78.	54.
MANZANO	147.	172.	224.	304.	338.	410.	290.	845.	570.	502.	597.	462.	343.	107.	56.
VIO	102.	163.	242.	435.	479.	637.	458.	416.	324.	243.	428.	652.	386.	158.	79.
MAIZ GRA	7566.	8892.	9433.	12486.	13316.	15417.	13561.	13747.	11545.	12415.	11386.	13491.	11407.	9711.	0.



SERIE HISTORICA DEL VALOR BRUTO DE LA PRODUCCION DE LOS CULTIVOS MAS IMPORTANTES : 1970-1984

REGION AGRARIA LIMA
 (MIL.DOL.)

ANOS	1970	1971	1972	1973	1974	1975	1976	1977	1978	1979	1980	1981	1982	1983	1984
TOTAL	52823.	63158.	72144.	97486.	116865.	139809.	108800.	111162.	106366.	118888.	164813.	183149.	161922.	114047.	274415.
TOTAL PROGR	41673.	52441.	58672.	78426.	94890.	112337.	88317.	91312.	89236.	102264.	139126.	144632.	133729.	96491.	254926.
TOT CON MUM	12645.	12285.	14188.	18529.	25180.	24101.	17995.	21707.	14946.	20009.	26096.	20944.	23541.	14927.	16128.
ARROZ CASC	12.	0.	0.	0.	0.	0.	0.	0.	0.	0.	0.	0.	0.	0.	0.
MAIZ AMIL	76.	628.	777.	1218.	1206.	1378.	1195.	602.	548.	484.	1067.	480.	362.	366.	536.
FRIJOL GRA	1314.	1554.	1774.	2926.	3441.	2091.	1507.	2363.	2326.	2002.	3134.	2731.	1851.	1088.	2176.
PAPA	10261.	9733.	11203.	15834.	19228.	20126.	14831.	18348.	11761.	17279.	21856.	17571.	21216.	13350.	12569.
TRIGO	289.	370.	434.	551.	605.	506.	462.	392.	310.	241.	39.	191.	112.	123.	247.
TOT CON IND	29028.	40156.	44484.	59898.	69711.	88236.	70122.	69605.	74290.	82256.	113030.	123688.	110188.	81564.	238798.
ALGODON	13082.	14488.	14551.	18390.	20004.	19989.	11702.	14376.	15314.	28204.	38991.	38865.	32590.	17122.	30097.
CARNA DE AZ	4675.	4803.	5834.	7111.	7973.	18229.	19449.	15436.	21934.	19950.	32257.	31079.	29215.	29725.	166994.
SOYA	16.	66.	48.	93.	96.	26.	149.	56.	36.	58.	0.	0.	0.	0.	0.
SORGO GRA.	54.	3.	8.	12.	14.	106.	98.	32.	15.	8.	30.	29.	53.	0.	0.
MAIZ AMARO	52.	10078.	10572.	15260.	19649.	22413.	17940.	19863.	19859.	17412.	16066.	15197.	20136.	17161.	22218.
CAFE	0.	1.	1.	1.	1.	1.	1.	1.	1.	1.	0.	0.	0.	0.	0.
OTROS CULTI	11150.	10717.	13472.	19060.	21975.	27473.	20783.	19850.	17131.	16624.	25687.	38517.	28194.	17556.	19489.
CEBADA	351.	441.	482.	820.	873.	987.	749.	503.	383.	370.	721.	1061.	436.	207.	223.
PLATANO	290.	370.	795.	348.	489.	724.	577.	573.	498.	391.	810.	878.	639.	722.	1093.
YUCA	844.	501.	797.	1272.	1570.	1703.	1312.	951.	964.	1352.	1644.	1746.	1446.	1490.	2053.
QUINUA	3.	1.	1.	1.	0.	1.	0.	0.	0.	0.	0.	1.	0.	0.	0.
LIMON	114.	90.	32.	45.	46.	70.	48.	21.	55.	52.	97.	83.	49.	18.	9.
MANZANO	4183.	4008.	5735.	9443.	11156.	13879.	9781.	10986.	12198.	12070.	16671.	27877.	19966.	10470.	13290.
VIO	5365.	5305.	6131.	7132.	7840.	10109.	8316.	6809.	3034.	2390.	5743.	6872.	5656.	4648.	2821.
MAIZ GRA	9276.	9572.	11355.	16490.	20859.	23789.	19033.	20463.	20404.	17896.	16551.	15770.	20805.	17473.	0.

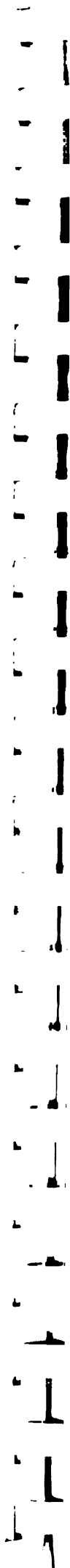


SERIE HISTORICA DEL VALOR BRUTO DE LA PRODUCCION DE LOS CULTIVOS MAS IMPORTANTES : 1970-1984

REGION AGRARIA ICA

(MIL.DOL.)

AÑOS	1970	1971	1972	1973	1974	1975	1976	1977	1978	1979	1980	1981	1982	1983	1984
TOTAL	34582.	41658.	45591.	62476.	74087.	80722.	53536.	52948.	43865.	53500.	75365.	77617.	63765.	50300.	78153.
TOTAL PROGR	31136.	37151.	40997.	57221.	66931.	72404.	46360.	47929.	39383.	49196.	69059.	68528.	58400.	47092.	69910.
TOT COM NUM	2360.	2300.	2939.	3749.	4651.	5807.	4633.	6551.	6468.	6566.	8239.	8887.	7665.	15778.	7134.
ARROZ CASC	0.	0.	0.	0.	0.	0.	0.	0.	0.	0.	0.	0.	0.	0.	0.
MAIZ AMILO	4.	2.	10.	18.	41.	51.	34.	198.	263.	333.	453.	557.	168.	168.	490.
FRIJOL GRA	1316.	1449.	1798.	1696.	1264.	1364.	1712.	785.	929.	737.	694.	1427.	544.	402.	1013.
PAPA	1035.	832.	1097.	1060.	3152.	4182.	3410.	5238.	4844.	5296.	6926.	6756.	6930.	15202.	5616.
TRIGO	6.	17.	33.	175.	193.	209.	177.	331.	432.	201.	166.	147.	22.	6.	6.
TOT CON IND	28776.	34850.	38058.	53472.	62280.	66597.	41427.	41378.	32915.	42630.	60820.	59640.	50735.	31314.	62776.
ALGODON	22707.	27005.	29850.	43946.	48975.	48796.	25019.	27332.	23546.	34481.	49498.	46194.	40613.	23386.	48651.
CANA DE AZ	0.	0.	0.	0.	0.	0.	0.	0.	0.	0.	0.	0.	0.	0.	0.
SOYA	0.	1.	2.	0.	0.	0.	0.	0.	2.	0.	0.	0.	0.	0.	0.
SOMBO GRA	15.	38.	91.	337.	698.	1730.	1299.	1040.	710.	599.	472.	263.	373.	240.	212.
MAIZ AMARO	2609.	3299.	3521.	3933.	5451.	7754.	7532.	7986.	4175.	3245.	4545.	4093.	4385.	4481.	5676.
CAFE	0.	0.	0.	0.	0.	0.	0.	0.	0.	0.	0.	0.	0.	0.	0.
OTROS CULTI	3445.	4507.	4594.	5256.	7157.	8318.	7577.	5019.	4483.	4304.	6306.	9089.	5365.	3208.	8244.
CERADA	122.	162.	85.	48.	37.	77.	71.	127.	122.	67.	55.	97.	184.	12.	8.
PLATANO	176.	184.	186.	208.	294.	246.	188.	135.	179.	76.	145.	75.	45.	27.	25.
YUCA	474.	188.	186.	208.	247.	281.	181.	218.	169.	284.	518.	137.	147.	137.	80.
QUINUA	0.	0.	0.	0.	0.	0.	30.	0.	0.	0.	0.	0.	0.	0.	0.
LIMON	10.	10.	13.	10.	11.	17.	16.	17.	12.	13.	18.	20.	11.	5.	3.
MANZANO	637.	697.	351.	587.	791.	929.	1102.	868.	564.	464.	876.	992.	420.	94.	148.
VIO	2125.	3336.	3791.	4205.	5780.	6767.	3988.	3653.	3536.	3400.	4693.	7769.	4558.	2938.	7879.
* MAIZ GRA	2612.	3301.	3528.	3947.	5496.	7808.	7569.	8181.	4436.	3578.	4999.	4650.	4553.	4649.	0.




SERIE HISTORICA DEL VALOR BRUTO DE LA PRODUCCION DE LOS CULTIVOS MAS IMPORTANTES : 1970-1984

REGION AGRARIA AREQUIPA

(MIL.DOL.)

ANOS	1970	1971	1972	1973	1974	1975	1976	1977	1978	1979	1980	1981	1982	1983	1984
TOTAL	16347.	16987.	18844.	20325.	24723.	32537.	26637.	29092.	27528.	34439.	50065.	59042.	54208.	36890.	52914.
TOTAL PROGR	14806.	15471.	16614.	17887.	22089.	29748.	24581.	26271.	25372.	32107.	46665.	54561.	51293.	35593.	51895.
TOT CON MUN	9752.	10571.	11336.	11836.	15221.	21980.	18353.	20749.	19504.	24616.	38681.	43363.	42470.	29725.	30077.
ARROZ CASC	3554.	4305.	4526.	4253.	5736.	9096.	7535.	8528.	7715.	12755.	20581.	24528.	24709.	13882.	13648.
MAIZ AMIL.	1361.	1209.	1377.	1318.	1528.	2006.	1741.	2610.	2255.	2427.	2301.	2551.	2839.	1412.	2018.
FRIJOL GRA	1150.	1453.	1497.	1348.	3158.	3501.	3520.	3737.	5098.	3860.	5860.	7870.	5525.	2245.	7330.
PAPA	3252.	3251.	3203.	4230.	5029.	6558.	4310.	5485.	3897.	5042.	9341.	8176.	9152.	11953.	6883.
TRIGO	433.	352.	432.	483.	771.	819.	649.	391.	539.	531.	597.	237.	243.	233.	218.
TOT CON IND	5054.	4901.	5578.	6051.	6868.	7768.	6227.	5521.	5868.	7491.	7984.	11198.	8823.	5868.	21819.
ALGODON	2339.	1921.	1851.	1678.	2078.	1532.	580.	545.	772.	789.	1155.	1556.	2382.	1213.	2919.
CARA DE AZ	443.	729.	681.	673.	992.	2236.	2578.	1320.	2378.	3905.	3112.	4846.	2954.	2788.	17139.
SOYA	0.	0.	0.	0.	0.	0.	0.	0.	0.	0.	0.	0.	0.	0.	0.
ZORGO GRA	0.	0.	34.	70.	141.	169.	142.	5.	3.	0.	0.	0.	0.	0.	0.
MAIZ AMAR.	731.	734.	783.	1192.	1022.	1042.	872.	830.	560.	465.	316.	315.	573.	570.	742.
CAFE	0.	0.	0.	0.	0.	0.	0.	0.	0.	0.	0.	0.	0.	0.	0.
OTROS CULTI	1541.	1516.	2230.	2438.	2634.	2788.	2056.	2821.	2156.	2332.	3401.	4481.	2915.	1297.	1019.
CEBADA	666.	594.	913.	800.	948.	1148.	362.	1431.	953.	985.	1419.	1888.	654.	353.	499.
PLATANO	47.	40.	45.	58.	56.	66.	58.	81.	50.	37.	57.	60.	39.	15.	9.
YUCA	76.	115.	122.	143.	143.	176.	155.	338.	180.	155.	308.	186.	454.	317.	209.
QUINUA	9.	7.	10.	7.	10.	14.	14.	24.	32.	45.	36.	28.	15.	4.	4.
LIMON	11.	13.	7.	8.	10.	19.	3.	7.	5.	8.	14.	20.	15.	6.	3.
MANZANO	274.	251.	311.	501.	554.	706.	493.	474.	372.	596.	1045.	1761.	1088.	453.	218.
VIO	459.	497.	825.	918.	915.	669.	492.	460.	564.	507.	523.	538.	650.	145.	177.
MAIZ GRA	2092.	1943.	2161.	2510.	2549.	3048.	2513.	3439.	2816.	2892.	2494.	3001.	3463.	1950.	0.



M I N I S T E R I O S E C T O R I A L D E E S T A D I S T I C A Y T U R A
O F I C I N A D E E S T A D I S T I C A A G R O E C U A R I A

RECMA 26/02/84

CUADRO V.5.9


PAG 9

SERIE HISTORICA DEL VALOR BRUTO DE LA PRODUCCION DE LOS CULTIVOS MAS IMPORTANTES : 1970-1984

REGION AGRARIA MOQUEGUA

(MIL.DOL.)

ANOS	1970	1971	1972	1973	1974	1975	1976	1977	1978	1979	1980	1981	1982	1983	1984
TOTAL	1753.	1515.	1783.	2158.	2464.	2815.	2265.	2731.	2514.	2084.	5536.	5723.	3260.	2525.	2252.
TOTAL PROGR	1465.	1292.	1504.	1707.	1962.	2345.	1878.	2403.	2013.	1719.	4687.	4875.	2545.	2230.	2185.
TOT CON MUM	1027.	935.	1111.	1135.	1334.	1742.	1400.	2043.	1473.	1332.	3711.	3991.	1749.	1933.	2107.
ARROZ CASO	0.	0.	0.	0.	0.	0.	0.	0.	415.	0.	0.	0.	0.	0.	0.
MAIZ AHIL	168.	204.	195.	228.	216.	283.	183.	339.	415.	295.	758.	390.	309.	278.	348.
FRIJOL GRA	10.	16.	8.	8.	5.	9.	7.	12.	19.	18.	23.	8.	10.	0.	5.
PAPA	759.	654.	831.	832.	933.	1264.	1360.	1572.	947.	934.	2807.	3542.	1381.	1651.	1675.
TRIGO	89.	61.	54.	67.	181.	186.	151.	123.	92.	85.	122.	50.	48.	4.	179.
TOT CON INO	438.	356.	393.	572.	628.	603.	477.	360.	539.	388.	976.	884.	796.	298.	78.
ALGODON	1.	0.	0.	0.	0.	0.	0.	0.	0.	0.	0.	0.	0.	0.	0.
CANA DE AZ	0.	0.	0.	0.	0.	0.	0.	0.	0.	0.	0.	0.	0.	0.	0.
SOYA	0.	0.	0.	0.	0.	0.	0.	0.	0.	0.	0.	0.	0.	0.	0.
SORGO GRA	0.	0.	0.	0.	0.	0.	0.	0.	0.	0.	0.	0.	0.	0.	0.
MAIZ AMAR	149.	133.	114.	120.	126.	134.	91.	32.	38.	23.	127.	36.	82.	4.	11.
CAFE	0.	0.	0.	0.	0.	0.	0.	0.	0.	0.	0.	0.	0.	0.	0.
OTROS CULTI	288.	223.	279.	452.	502.	469.	387.	328.	502.	364.	848.	848.	715.	294.	67.
GERADA	112.	77.	71.	82.	66.	110.	84.	75.	76.	51.	66.	95.	98.	21.	7.
PLATANO	0.	0.	0.	0.	0.	0.	0.	0.	0.	0.	0.	0.	0.	0.	0.
YUCA	0.	0.	0.	0.	0.	0.	0.	0.	0.	0.	0.	0.	0.	0.	0.
QUINUA	6.	3.	3.	5.	5.	8.	7.	4.	3.	4.	4.	4.	3.	1.	3.
JIMON	19.	12.	9.	39.	31.	10.	6.	91.	5.	5.	41.	56.	38.	15.	7.
MANZANO	77.	50.	34.	39.	39.	63.	55.	91.	178.	109.	286.	226.	178.	15.	36.
VITD	73.	82.	162.	316.	381.	278.	234.	152.	293.	194.	465.	452.	386.	168.	14.
MAIZ GRA	317.	337.	309.	349.	342.	417.	273.	371.	453.	319.	886.	426.	390.	282.	0.



MINISTERIO DE AGRICULTURA
 OFICINA SECCIONAL DE ESTADÍSTICA
 OFICINA DE ESTADÍSTICA AGRPECUARIA

FECHA 26/02/84

CUADRO 5.10

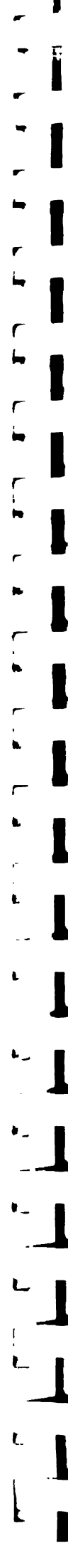
PAG 10

SERIE HISTORICA DEL VALOR BRUTO DE LA PRODUCCION DE LOS CULTIVOS MAS IMPORTANTES : 1970-1984

REGION AGRARIA TACNA

(MIL.DOL.)

ANOS	1970	1971	1972	1973	1974	1975	1976	1977	1978	1979	1980	1981	1982	1983	1984
TOTAL	2609.	2509.	2761.	3145.	3339.	4231.	3366.	2782.	3250.	5349.	6996.	6032.	5000.	3968.	2932.
TOTAL PROGR	2293.	2161.	2357.	2565.	2722.	3789.	3303.	2381.	2593.	4294.	5949.	5039.	4042.	3410.	2796.
TOT CON MUN	1684.	1495.	1456.	1328.	1391.	2535.	2196.	1894.	1638.	3040.	4685.	3581.	2648.	2647.	2372.
ARROZ CASC	0.	0.	0.	0.	0.	0.	0.	0.	0.	0.	0.	0.	0.	0.	0.
MAIZ AMILP	240.	194.	280.	253.	227.	490.	230.	541.	510.	727.	988.	934.	699.	316.	661.
FRIJOL GRA	1428.	1282.	1150.	1048.	1127.	1973.	1875.	1314.	1214.	2239.	3665.	2578.	1818.	2287.	1987.
PAPA	16.	19.	26.	27.	37.	71.	92.	37.	113.	77.	32.	68.	131.	45.	104.
TRIGO															
TOT COM IND	608.	666.	901.	1237.	1331.	1254.	807.	487.	755.	1254.	1264.	1458.	1394.	762.	424.
ALGODON	6.	5.	6.	22.	36.	55.	7.	0.	0.	0.	0.	0.	0.	0.	0.
CARA DE AZ	0.	0.	0.	0.	0.	30.	32.	0.	0.	0.	0.	0.	0.	0.	0.
SOYA	0.	0.	0.	0.	0.	0.	0.	0.	0.	0.	0.	0.	0.	0.	0.
SORGO GRA	0.	0.	0.	0.	0.	10.	0.	7.	0.	0.	0.	0.	0.	0.	0.
MAIZ AMAR	286.	312.	491.	635.	678.	717.	404.	80.	98.	199.	217.	465.	437.	204.	287.
CAFE	0.	0.	0.	0.	0.	0.	0.	0.	0.	0.	0.	0.	0.	0.	0.
OTROS CULTI	316.	348.	404.	580.	617.	443.	363.	401.	657.	1055.	1047.	993.	958.	558.	136.
CERADA	10.	6.	5.	5.	4.	4.	2.	1.	1.	2.	3.	5.	2.	1.	0.
PLATANO	0.	0.	0.	0.	0.	0.	0.	0.	0.	0.	0.	0.	0.	0.	0.
YUCA	0.	0.	0.	0.	0.	0.	0.	0.	0.	0.	0.	0.	0.	0.	0.
QUINUA	0.	0.	0.	0.	0.	0.	0.	0.	0.	0.	0.	0.	0.	0.	0.
LIMON	1.	1.	0.	0.	0.	1.	1.	2.	2.	2.	12.	7.	7.	3.	1.
MANZANO	64.	77.	100.	107.	109.	132.	122.	128.	218.	215.	257.	160.	188.	90.	42.
VIO	242.	264.	299.	467.	504.	305.	238.	269.	435.	836.	776.	820.	760.	465.	93.
MAIZ CBA	526.	506.	772.	888.	904.	1207.	534.	620.	608.	926.	1198.	1432.	1135.	520.	0.



MINISTERIO DE AGRICULTURA
 OFICINA SECTORIAL DE ESTADÍSTICA
 OFICINA DE ESTADÍSTICA AGROPECUARIA

FECHA 26/02/84

CUADRO V.5.11

PAG 11

SERIE HISTORICA DEL VALOR BRUTO DE LA PRODUCCION DE LOS CULTIVOS MAS IMPORTANTES : 1970-1984

REGION AGRARIA CAJAMARCA

(MIL.DOL.)

ANOS	1970	1971	1972	1973	1974	1975	1976	1977	1978	1979	1980	1981	1982	1983	1984
TOTAL	31680.	32182.	41610.	50602.	62427.	65539.	67105.	93015.	72635.	113748.	121986.	133427.	63992.	91153.	115821.
TOTAL PROGR	27329.	27567.	36364.	43094.	53621.	71575.	55503.	81032.	62608.	100720.	88442.	100848.	71623.	78476.	99050.
TOT COM HUM	18599.	19310.	24001.	25369.	32238.	45271.	32897.	33736.	27482.	54739.	27068.	47938.	43074.	48508.	47954.
ARROZ CASC	8732.	7981.	6141.	6358.	7722.	14423.	9508.	7625.	8020.	15230.	12083.	19304.	17175.	15447.	15656.
MAIZ AMILLO	2685.	2182.	2250.	3588.	4881.	14217.	5253.	6406.	7741.	10524.	4887.	11141.	10929.	6150.	12773.
FRIJOL GRA	1245.	855.	1177.	1485.	2061.	2834.	1308.	1458.	1129.	1237.	789.	1182.	1437.	2132.	4310.
PAPA	4895.	7298.	13290.	12378.	15776.	19808.	14514.	16101.	8985.	24634.	8286.	12922.	11864.	20344.	11998.
TRIGO	1043.	1074.	1143.	1564.	1778.	2988.	2154.	2146.	1607.	2894.	1023.	2677.	2269.	2436.	3716.
TOT COM IND	8730.	8256.	12363.	17725.	21383.	26304.	22606.	47296.	35126.	45981.	61374.	52910.	28549.	29968.	51096.
ALGODON	0.	0.	0.	0.	0.	0.	0.	0.	0.	0.	0.	0.	0.	0.	0.
CANA DE AZ	0.	0.	0.	0.	0.	0.	0.	0.	0.	0.	0.	0.	0.	0.	0.
SOYA	0.	0.	2.	5.	6.	4.	7.	59.	299.	714.	1232.	817.	387.	144.	262.
SORGO GRA	853.	755.	995.	871.	1543.	1856.	2396.	3204.	2298.	2055.	1664.	4687.	3414.	3447.	6199.
MAIZ AMARO	3523.	2884.	6120.	9341.	11027.	10467.	8498.	32028.	22491.	30177.	24935.	14827.	12380.	13700.	27864.
OTROS CULTI	4351.	4615.	5246.	7508.	8806.	13965.	11582.	11984.	10027.	13028.	33544.	32580.	12369.	12677.	16772.
CEBADA	672.	647.	660.	758.	888.	1869.	1386.	1220.	709.	2298.	2614.	2819.	910.	1815.	1429.
PLATANO	2128.	2352.	2855.	4652.	5322.	7850.	6739.	6653.	4314.	4736.	8032.	16075.	5094.	3100.	3457.
YUCA	1405.	1494.	1617.	1958.	2430.	3911.	3307.	3789.	4761.	5690.	21926.	12519.	5744.	7455.	10374.
QUINUA	110.	6.	4.	110.	9.	16.	14.	33.	20.	33.	52.	72.	41.	19.	12.
LIMON	113.	109.	93.	117.	132.	267.	197.	237.	188.	231.	282.	601.	290.	152.	294.
MANZANO	18.	13.	11.	17.	19.	43.	131.	47.	130.	33.	82.	379.	251.	104.	57.
VIO	4.	5.	6.	6.	7.	9.	7.	9.	5.	4.	9.	115.	38.	31.	1147.
MAIL GRA	3534.	2944.	3245.	4449.	6424.	8626.	7448.	9608.	10039.	12738.	6200.	15497.	14475.	11593.	0.



M I N I S T E R I O S E C R E T A R I A T O R A L D E E S T A D I S T I C A Y T U R A
 O F I C I N A D E E S T A D I S T I C A A C R O N O C U A R I A

FECMA 26/02/84

CUADRO V.5.12

PAG 12

SERIE HISTORICA DEL VALOR BRUTO DE LA PRODUCCION DE LOS CULTIVOS MAS IMPORTANTES : 1970-1984

REGION AGRARIA AMAZONAS

(MIL.DOL.)

AÑOS	1970	1971	1972	1973	1974	1975	1976	1977	1978	1979	1980	1981	1982	1983	1984
TOTAL	13592.	12143.	14996.	16298.	20873.	25056.	21552.	40344.	38332.	52255.	63906.	55459.	47483.	63952.	
TOTAL PROGR	12678.	11397.	13718.	14628.	18785.	22142.	19385.	37476.	36092.	49031.	52488.	46777.	48455.	43558.	60065.
TOT CON MUN	8855.	8171.	9484.	9311.	13033.	14490.	14171.	12654.	11359.	19973.	23370.	22750.	30097.	23848.	33023.
ARROZ CASC	7887.	7299.	7480.	6867.	9888.	11801.	11296.	9455.	8719.	16581.	18615.	20197.	19901.	15098.	22244.
MALZ AMILS	342.	317.	602.	934.	1034.	703.	1614.	1303.	813.	1182.	1992.	1445.	6821.	4650.	4437.
PAIJOL GRA	310.	302.	523.	832.	966.	767.	762.	738.	501.	494.	909.	309.	997.	1012.	4672.
PAPA	283.	313.	839.	633.	1109.	964.	661.	1476.	1283.	1641.	1790.	756.	2440.	2954.	1592.
TRIGO	32.	38.	40.	45.	37.	54.	39.	92.	39.	76.	64.	43.	108.	134.	78.
TOT COM INO	3823.	3227.	4234.	5317.	5752.	7652.	5213.	24823.	24734.	29058.	29118.	24027.	18359.	19710.	27042.
ALGODON	0.	0.	0.	0.	0.	0.	0.	0.	0.	0.	0.	0.	0.	0.	0.
CANA DE AZ	0.	0.	0.	0.	0.	0.	0.	0.	0.	0.	0.	0.	0.	0.	0.
SOYA	0.	0.	0.	0.	0.	0.	53.	0.	150.	245.	820.	907.	1105.	150.	9.
SORGO GRA	0.	0.	0.	0.	0.	0.	0.	0.	0.	0.	0.	0.	0.	0.	0.
MALZ AMAR	172.	143.	197.	250.	424.	1781.	607.	1201.	1306.	1675.	2029.	4211.	2841.	2555.	1431.
CAFE	2737.	2338.	2759.	3398.	3237.	2958.	2439.	20700.	21039.	23914.	14851.	9000.	7409.	13081.	21715.
OTROS CULTI	914.	746.	1278.	1670.	2088.	2914.	2168.	2868.	2239.	3224.	11418.	9909.	7004.	3925.	3887.
CEBADA	17.	12.	16.	23.	27.	26.	18.	29.	12.	26.	46.	76.	33.	11.	6.
PLAYANO	417.	326.	540.	788.	907.	1156.	947.	949.	773.	906.	2789.	3003.	1413.	1673.	1092.
YUCA	391.	318.	594.	691.	977.	1431.	381.	1539.	1206.	2030.	7216.	3935.	4245.	1828.	2328.
QUINUA	0.	1.	1.	1.	1.	1.	1.	1.	0.	1.	15.	40.	0.	0.	0.
LIMON	90.	82.	125.	163.	170.	294.	214.	346.	245.	260.	1350.	831.	1310.	411.	460.
MANZANO	2.	3.	3.	4.	5.	5.	5.	3.	3.	1.	2.	4.	2.	1.	1.
VID	0.	0.	0.	0.	1.	1.	0.	0.	0.	0.	0.	0.	0.	0.	0.
MALZ GRA	515.	461.	800.	1184.	1460.	2485.	2221.	2505.	2121.	4101.	4021.	5330.	9439.	7248.	0.



MINISTERIO DE AGRICULTURA
 OFICINA SECTORIAL DE ESTADÍSTICA
 OFICINA DE ESTADÍSTICA AGRPECUARIA

FECHA 26/02/84

CUADRO V.5.13

PAG 13

SERIE HISTORICA DEL VALOR BRUTO DE LA PRODUCCION DE LOS CULTIVOS MAS IMPORTANTES : 1970-1984

REGION AGRARIA SAN MARTIN
 (MIL.DD.)

AÑOS	1970	1971	1972	1973	1974	1975	1976	1977	1978	1979	1980	1981	1982	1983	1984
TOTAL	20779.	24943.	18542.	19889.	29531.	45949.	36132.	33630.	36905.	43808.	60302.	86772.	85492.	52888.	60036.
TOTAL PROGR	13444.	15426.	11340.	12313.	17200.	27780.	22338.	22194.	24639.	32461.	41627.	59565.	60469.	42601.	49786.
TOT COM MUN	2901.	3119.	1642.	2322.	2386.	4365.	3085.	4295.	5046.	6664.	9435.	11757.	19777.	19340.	20652.
ARROZ CASC	2160.	1936.	1115.	1395.	1150.	2679.	1830.	2301.	3802.	5317.	8106.	10028.	17500.	17933.	17331.
MAIZ AMILLO	0.	0.	0.	0.	0.	0.	0.	43.	38.	53.	0.	0.	0.	0.	0.
FRIJOL GRA	741.	1182.	526.	928.	1236.	1686.	1255.	1952.	1205.	1293.	1329.	1729.	2278.	1406.	3321.
PAPA	0.	0.	0.	0.	0.	0.	0.	0.	0.	0.	0.	0.	0.	0.	0.
TRIGO	0.	0.	0.	0.	0.	0.	0.	0.	0.	0.	0.	0.	0.	0.	0.
TOT CON IND	10543.	12308.	9698.	9991.	14814.	23415.	19253.	17899.	19593.	25797.	32192.	47808.	40692.	23261.	29134.
ALGODON	185.	260.	252.	197.	212.	420.	538.	126.	467.	1225.	2727.	4609.	2533.	1027.	1611.
CARA DE AZ	0.	0.	0.	0.	0.	0.	0.	0.	0.	0.	0.	0.	0.	0.	0.
SOYA	0.	0.	0.	10.	26.	19.	27.	38.	95.	126.	112.	443.	47.	2.	0.
SOMCO GRA.	0.	0.	0.	0.	0.	0.	0.	0.	0.	0.	0.	0.	0.	0.	0.
MAIZ AMAR.	1334.	1371.	1405.	1377.	1701.	3967.	408.	105.	34.	9051.	7299.	13179.	12129.	11102.	14961.
CAFE	1883.	1159.	832.	831.	544.	753.	718.	3149.	2427.	4014.	3372.	2362.	9446.	842.	2312.
OTROS CULTI	7335.	9516.	7202.	7576.	12331.	18169.	13794.	11436.	12266.	11347.	18675.	27207.	25023.	10288.	10250.
CEBADA	0.	0.	0.	0.	0.	0.	0.	0.	0.	0.	0.	0.	0.	0.	0.
PLATANO	445.	637.	4591.	4785.	7138.	909.	8147.	8057.	8044.	8130.	5470.	5470.	13728.	4995.	7996.
YUCA	2740.	3005.	2455.	2629.	5088.	15201.	4824.	2191.	3948.	3060.	20259.	10099.	10099.	4708.	1955.
QUINUA	0.	0.	0.	0.	0.	0.	0.	0.	0.	0.	0.	0.	0.	0.	0.
LIMON	60.	82.	68.	57.	62.	147.	107.	166.	118.	107.	455.	421.	421.	253.	123.
MANZANO	70.	73.	89.	105.	123.	145.	121.	69.	54.	50.	1023.	774.	774.	332.	178.
VIO	0.	0.	0.	0.	0.	0.	0.	0.	0.	0.	0.	0.	0.	0.	0.
MAIZ GRA	1334.	1371.	1405.	1377.	1701.	3967.	4067.	3088.	4355.	9103.	7276.	13179.	12129.	11719.	0.



SERIE HISTORICA DEL VALOR BRUTO DE LA PRODUCCION DE LOS CULTIVOS MAS IMPORTANTES : 1970-1984

REGION AGRARIA JUANUCO
 (MIL.DOL.)

AÑOS	1970	1971	1972	1973	1974	1975	1976	1977	1978	1979	1980	1981	1982	1983	1984
TOTAL	21705.	21664.	29433.	24412.	35909.	42080.	36700.	54328.	47365.	57478.	94514.	122966.	39826.	44047.	25856.
TOTAL PROGR	16988.	18433.	19274.	19090.	29390.	34815.	29420.	41035.	36662.	48106.	67695.	71655.	32347.	36409.	22110.
TOT COM HUM	9946.	13293.	12326.	10761.	19556.	21777.	18655.	21256.	20432.	33537.	36935.	18328.	23009.	27211.	15648.
ARROZ CASC	335.	565.	539.	513.	515.	326.	391.	257.	290.	299.	863.	685.	457.	201.	225.
MAIZ AMIL	940.	1095.	1267.	1260.	1211.	1218.	2484.	2481.	2159.	2031.	3517.	2214.	1120.	1248.	1196.
MAIZ GRA	299.	263.	311.	468.	501.	1061.	709.	732.	703.	775.	1204.	538.	113.	200.	480.
PAPA	7920.	10902.	9701.	8022.	16834.	18232.	14403.	17084.	16864.	29768.	29294.	13613.	20569.	24242.	13130.
TRIGO	452.	468.	508.	499.	495.	940.	568.	702.	416.	664.	2058.	1278.	750.	1320.	616.
TOT COM IND	7042.	5140.	6948.	8329.	9834.	13039.	10764.	19779.	16230.	14569.	30761.	53327.	9339.	9198.	6462.
ALGODON	1.	1.	0.	0.	0.	0.	0.	0.	0.	0.	0.	0.	0.	0.	0.
CARA DE AZ	74.	124.	186.	223.	211.	520.	538.	0.	0.	0.	0.	0.	0.	0.	0.
SOYA	0.	24.	19.	25.	49.	56.	81.	18.	12.	18.	59.	62.	15.	4.	0.
SORGO GRA	0.	0.	0.	0.	0.	0.	0.	0.	0.	0.	0.	0.	0.	0.	0.
MAIZ AMARO	630.	540.	967.	1004.	1088.	2885.	342.	2416.	1765.	1523.	1169.	748.	910.	680.	860.
CAFE	1619.	1220.	1621.	1756.	1967.	2312.	1924.	4051.	3750.	3623.	2715.	1205.	935.	877.	1856.
OTROS CULTI	4717.	3231.	4159.	5321.	6519.	7265.	7280.	13293.	10703.	9372.	26818.	51312.	7479.	7638.	3746.
CEBADA	203.	357.	413.	471.	633.	1298.	924.	1270.	875.	698.	1697.	1773.	357.	357.	388.
PLATANO	3282.	2098.	2475.	3536.	4284.	4025.	3775.	9817.	8309.	7070.	22952.	47099.	5444.	5127.	2708.
YUCA	1082.	672.	1141.	1177.	1406.	1542.	2285.	2024.	1377.	1484.	2002.	2210.	1547.	2094.	614.
QUINUA	34.	16.	12.	9.	13.	24.	23.	44.	34.	26.	40.	76.	45.	18.	10.
LIMON	96.	75.	115.	126.	180.	369.	268.	136.	103.	89.	121.	149.	64.	40.	19.
MANZANO	97.	72.	12.	22.	33.	7.	5.	3.	6.	6.	5.	1.	2.	1.	0.
VIO	12.	12.	0.	0.	0.	0.	0.	0.	0.	0.	0.	0.	0.	0.	0.
MAIZ GRA	1568.	1632.	2230.	2267.	2302.	4102.	3427.	4898.	3924.	3583.	4315.	2961.	2031.	2090.	0.



SERIE HISTORICA DEL VALOR BRUTO DE LA PRODUCCION DE LOS CULTIVOS MAS IMPORTANTES : 1970-1984

REGION AGRARIA PASCO

(MIL.DOL.)

ANOS	1970	1971	1972	1973	1974	1975	1976	1977	1978	1979	1980	1981	1982	1983	1984
TOTAL	7580.	7796.	9288.	9608.	10473.	14234.	10697.	25587.	23112.	26999.	29513.	23065.	19051.	24925.	24160.
TOTAL PROGR	6798.	6973.	8254.	8454.	9272.	11762.	8934.	22387.	19659.	23281.	26255.	18769.	15430.	22430.	23104.
TOT COM NUM	2308.	2586.	3095.	3302.	4052.	5956.	4616.	9784.	9535.	11824.	17103.	10185.	8267.	17310.	14458.
ARROZ CASO	32.	67.	43.	35.	31.	37.	45.	70.	101.	97.	0.	0.	119.	80.	86.
MAIZ AMIL*	347.	275.	396.	337.	303.	381.	305.	839.	596.	639.	854.	885.	665.	557.	1311.
FRIJOL GRA	1731.	2061.	2563.	2837.	3611.	5388.	4138.	8682.	8698.	10920.	14093.	9100.	7241.	16513.	12791.
TRIGO	155.	156.	62.	58.	66.	100.	70.	147.	96.	117.	156.	200.	209.	95.	58.
TOT COM IND	4490.	4387.	5159.	5152.	5221.	5806.	4318.	12603.	10123.	11457.	9153.	8584.	7163.	5120.	8646.
ALGODON	0.	0.	0.	0.	0.	0.	0.	0.	0.	0.	0.	0.	0.	0.	0.
CAMA DE AZ	0.	0.	0.	0.	0.	0.	0.	0.	0.	0.	0.	0.	0.	0.	0.
SOYA	0.	0.	0.	0.	0.	0.	0.	0.	0.	0.	0.	0.	0.	0.	0.
SORGO GRA*	298.	3270.	366.	419.	409.	670.	191.	427.	384.	487.	374.	60.	356.	163.	226.
MAIZ AMAR*	3410.	3293.	3759.	3579.	3610.	2664.	2763.	8975.	6286.	7252.	5521.	4229.	3186.	2462.	7364.
OTROS CULTI	782.	824.	1034.	1154.	1201.	2472.	1764.	3200.	3454.	3710.	3257.	4296.	3621.	2495.	1056.
CEBADA	60.	26.	17.	16.	14.	37.	74.	19.	12.	6.	8.	8.	5.	2.	1.
PLATANO	290.	298.	377.	390.	407.	1032.	774.	1453.	1585.	1645.	890.	789.	1348.	1689.	548.
YUCA	284.	362.	581.	682.	713.	1271.	861.	1425.	1631.	1782.	2236.	3383.	1980.	770.	489.
QUINUA	1.	1.	0.	0.	0.	0.	0.	1.	1.	1.	1.	0.	0.	0.	0.
LIMON	139.	127.	59.	67.	67.	133.	104.	303.	245.	284.	122.	116.	90.	35.	17.
MANZANO	0.	0.	0.	0.	0.	0.	0.	0.	0.	0.	0.	0.	0.	0.	0.
VID	0.	0.	0.	0.	0.	0.	0.	0.	0.	0.	0.	0.	0.	0.	0.
* MAIZ GRA	644.	544.	763.	756.	712.	1052.	795.	1266.	979.	1126.	893.	1004.	1087.	710.	0.



SERIE HISTORICA DEL VALOR BRUTO DE LA PRODUCCION DE LOS CULTIVOS MAS IMPORTANTES : 1970-1984

REGION AGRARIA JUNIN

(MIL.DOL.)

	1970	1971	1972	1973	1974	1975	1976	1977	1978	1979	1980	1981	1982	1983	1984
AROS	1970	1971	1972	1973	1974	1975	1976	1977	1978	1979	1980	1981	1982	1983	1984
TOTAL	49972.	46285.	51304.	61351.	80447.	88814.	72049.	88362.	74756.	87723.	121719.	104491.	78047.	86712.	70494.
TOTAL PROGR	44258.	40538.	44487.	54233.	72712.	74590.	61526.	79416.	67837.	80748.	110091.	90188.	65503.	77494.	62221.
TOT COM NUM	26306.	24591.	28025.	37123.	53551.	48184.	40436.	34665.	28436.	31253.	48543.	48109.	34248.	55638.	36970.
ARROZ CASC	109.	100.	95.	72.	64.	75.	76.	208.	100.	122.	234.	342.	347.	271.	217.
MAIZ AMILB	1679.	1316.	1779.	2197.	2522.	3999.	3726.	2621.	2698.	2528.	2716.	6438.	3724.	2933.	6553.
FRIJOL GRA	394.	394.	303.	317.	324.	957.	712.	621.	1007.	1082.	840.	867.	664.	419.	863.
PAPA	2207.	20863.	24095.	32578.	47436.	39810.	33934.	29174.	22528.	25684.	42162.	37131.	26843.	49504.	26054.
TRIGO	1916.	1718.	1755.	1965.	3204.	5342.	2687.	2042.	2104.	1835.	2592.	3330.	2670.	42511.	3283.
TOT COM IND	17951.	15947.	16461.	17111.	19161.	26406.	21090.	44751.	39402.	49496.	61548.	42079.	31255.	21856.	25251.
ALGODON	0.	0.	0.	0.	0.	0.	0.	0.	0.	0.	0.	0.	0.	0.	0.
CANA DE AZ	0.	0.	0.	0.	0.	0.	0.	0.	0.	0.	0.	0.	0.	0.	0.
SOYA GRA	0.	0.	0.	2.	0.	10.	5.	18.	23.	23.	42.	119.	43.	24.	18.
MAIZ AMARA	254.	239.	2218.	281.	422.	736.	583.	1228.	1045.	905.	1172.	935.	1448.	876.	875.
CAFE	11982.	9960.	9418.	9710.	11002.	11437.	9878.	34559.	31415.	41592.	48007.	26722.	17220.	11739.	16086.
OTROS CULTI	5714.	5747.	6817.	7117.	7735.	14224.	10524.	8946.	6918.	6975.	11628.	14304.	12544.	9218.	8273.
CERADA	1867.	1877.	2375.	2101.	2102.	4469.	3742.	1793.	3040.	2834.	4249.	4009.	6763.	2346.	2193.
PLATANO	2727.	2699.	3490.	3663.	3868.	6761.	2794.	4418.	3122.	2740.	5219.	7689.	3959.	4328.	3353.
YUCA	777.	832.	911.	929.	1259.	2446.	1931.	2145.	1453.	1400.	1491.	2142.	1567.	2443.	2696.
QUINUA	114.	123.	112.	154.	208.	241.	178.	220.	117.	155.	362.	307.	155.	58.	50.
LIMON	230.	211.	224.	265.	291.	305.	276.	366.	183.	142.	296.	154.	198.	40.	66.
MANZANO	2.	3.	2.	2.	3.	3.	2.	4.	3.	3.	5.	3.	2.	2.	1.
VINO	3.	3.	3.	3.	3.	0.	0.	0.	0.	0.	0.	0.	0.	0.	0.
MAIZ GRA	1933.	1754.	1978.	2473.	2946.	4737.	3711.	3848.	3743.	3434.	4018.	7373.	5172.	3807.	0.



SERIE HISTORICA DEL VALOR BRUTO DE LA PRODUCCION DE LOS CULTIVOS MAS IMPORTANTES : 1970-1984

REGION AGRARIA HUANCABELICA

(MIL-DOL.)

ANOS	1970	1971	1972	1973	1974	1975	1976	1977	1978	1979	1980	1981	1982	1983	1984
TOTAL	14714.	11532.	9771.	10670.	12540.	17846.	14686.	15278.	14364.	16167.	30543.	30958.	16463.	6360.	16411.
TOTAL PROGR	13570.	10613.	8745.	9752.	11694.	15866.	13262.	13566.	12870.	14399.	25133.	24939.	13843.	5833.	14771.
TOT CON MUN	12410.	9670.	7699.	8815.	10826.	13864.	11816.	11800.	11326.	12569.	19699.	18920.	11224.	5306.	13131.
ARROZ CASC	0.	0.	0.	0.	0.	0.	0.	0.	0.	0.	0.	0.	0.	0.	0.
MAIZ AMIL*	2511.	2350.	2216.	2400.	2625.	3849.	3387.	2969.	3930.	3432.	2151.	2967.	3135.	672.	4334.
FRIJOL GRA	839.	659.	336.	206.	161.	482.	343.	189.	351.	264.	60.	135.	64.	70.	520.
PAPA	8410.	6316.	4747.	5562.	7331.	8594.	7361.	7898.	6783.	8223.	14025.	14649.	7036.	4197.	7358.
TRIGO	650.	344.	401.	648.	708.	938.	725.	745.	6731.	630.	1463.	1169.	988.	367.	919.
TOT CON IND	1160.	943.	1045.	937.	868.	2002.	1446.	1766.	1544.	1830.	5433.	6019.	2620.	527.	1640.
ALGODON	4.	2.	1.	3.	4.	0.	0.	0.	0.	0.	0.	0.	0.	0.	0.
CAÑA DE AZ.	0.	0.	0.	0.	0.	0.	0.	0.	0.	0.	0.	0.	0.	0.	0.
SOYA	0.	0.	0.	0.	0.	0.	0.	0.	0.	0.	0.	0.	0.	0.	0.
SORGO GRA	0.	0.	0.	0.	0.	0.	0.	0.	0.	0.	0.	0.	0.	0.	0.
MAIZ AMAR*	0.	0.	0.	0.	0.	0.	0.	0.	0.	0.	0.	0.	0.	0.	0.
CAFE	13.	22.	18.	17.	18.	23.	22.	53.	49.	62.	23.	0.	0.	0.	0.
OTROS CULTI	1144.	919.	1027.	917.	846.	1980.	1424.	1713.	1495.	1768.	5410.	6019.	2620.	527.	1640.
CEBADA	1063.	847.	957.	824.	739.	1842.	1324.	1589.	1410.	1690.	5180.	5782.	2575.	454.	1600.
PLAYANO	37.	29.	47.	57.	78.	81.	65.	60.	51.	41.	157.	163.	10.	6.	4.
YUCA	7.	4.	4.	4.	4.	0.	0.	0.	0.	0.	1.	1.	0.	0.	0.
QUINUA	20.	26.	9.	9.	10.	25.	17.	23.	20.	24.	38.	32.	17.	7.	7.
LIMON	3.	4.	5.	7.	19.	18.	13.	14.	15.	7.	30.	33.	15.	58.	29.
MALVANO	9.	8.	5.	5.	5.	9.	6.	7.	5.	4.	8.	8.	3.	2.	0.
VINO	2.	1.	1.	1.	1.	2.	0.	0.	0.	0.	0.	0.	0.	0.	0.
* MAIZ GRA	2511.	2350.	2216.	2400.	2625.	3849.	3387.	3056.	4044.	3535.	2164.	2967.	3135.	672.	0.



SERIE HISTORICA DEL VALOR BRUTO DE LA PRODUCCION DE LOS CULTIVOS MAS IMPORTANTES : 1970-1984

REGION AGRARIA AYACUCHO

(MIL-DOL.)

ANOS	1970	1971	1972	1973	1974	1975	1976	1977	1978	1979	1980	1981	1982	1983	1984
TOTAL	11993.	12508.	13610.	15180.	17256.	26589.	20478.	28981.	25482.	30505.	28026.	26879.	23430.	11267.	15027.
TOTAL PROGR	10138.	10632.	11741.	13103.	14977.	22661.	17501.	24081.	21403.	25775.	24843.	24374.	21193.	9660.	13440.
TOT CON HUM	7429.	7758.	8305.	9154.	10238.	15571.	11586.	12149.	10279.	11774.	13674.	16758.	13577.	5548.	7052.
ARROZ CASC	24.	30.	27.	36.	48.	65.	64.	82.	73.	106.	57.	142.	140.	159.	145.
MAIZ AMIL	2147.	2290.	2661.	3052.	3334.	4079.	3427.	4388.	4311.	4608.	1673.	4442.	3837.	1097.	2015.
FRUTOS GRA	3401.	3577.	4101.	4369.	5077.	8519.	5900.	6742.	4743.	5983.	1344.	196.	1460.	48.	1120.
PAPA	1831.	1833.	1466.	1624.	1670.	2825.	2131.	1213.	1081.	979.	1072.	9811.	7992.	3817.	3882.
TRIGO											1055.	2166.	1445.	429.	1090.
TOT COM IND	2709.	2874.	3436.	3950.	4739.	7090.	5915.	11932.	11125.	14000.	11169.	7616.	7616.	4112.	6388.
ALGODON	28.	42.	29.	41.	46.	39.	51.	18.	10.	7.	0.	0.	0.	0.	0.
CAMA DE AZ	0.	0.	0.	0.	0.	0.	0.	0.	0.	0.	0.	0.	0.	0.	0.
YUCA	0.	0.	0.	0.	0.	0.	0.	0.	0.	0.	0.	0.	0.	0.	0.
SORGO GRA	52.	44.	47.	78.	122.	290.	310.	198.	196.	232.	753.	493.	398.	0.	554.
MAIZ AMAR	776.	912.	1491.	1753.	2293.	2834.	2576.	6815.	6839.	9030.	7232.	4618.	4982.	1839.	4246.
CAFE															
OTROS CULTI	1854.	1876.	1869.	2077.	2279.	3928.	2978.	4899.	4078.	4730.	3183.	2505.	2237.	1606.	1587.
CEBADA	1216.	1260.	1278.	1336.	1347.	2588.	1976.	2511.	2292.	3033.	2141.	1514.	1346.	376.	403.
PLATANO	116.	120.	139.	183.	240.	419.	369.	1191.	842.	711.	248.	521.	525.	603.	468.
YUCA	37.	305.	299.	371.	478.	604.	386.	929.	774.	810.	687.	370.	320.	605.	704.
GUINUA	39.	41.	21.	15.	22.	28.	35.	34.	31.	42.	29.	48.	13.	6.	3.
LIJON	43.	43.	90.	90.	102.	150.	116.	115.	78.	78.	48.	35.	20.	10.	6.
MANZANO	38.	37.	22.	22.	25.	50.	138.	176.	31.	25.	48.	37.	4.	5.	1.
VIO	74.	68.	58.	60.	65.	83.	60.	45.	30.	38.	24.	11.	8.	3.	2.
MAIZ GRA	2199.	2334.	2710.	3129.	3454.	4373.	3734.	4587.	4506.	4840.	2249.	5128.	4267.	1773.	0.



SERIE HISTORICA DEL VALOR BRUTO DE LA PRODUCCION DE LOS CULTIVOS MAS IMPORTANTES : 1970-1984

REGION AGRARIA APURIMAC

(MIL.00L.)

	1970	1971	1972	1973	1974	1975	1976	1977	1978	1979	1980	1981	1982	1983	1984
AROS	1970	1971	1972	1973	1974	1975	1976	1977	1978	1979	1980	1981	1982	1983	1984
TOTAL	5704.	6100.	8906.	12048.	15477.	13417.	10104.	15815.	15126.	17261.	16599.	17162.	26510.	9267.	13325.
TOTAL PROGR	5508.	5893.	8546.	11594.	15041.	12680.	9555.	15198.	14588.	16659.	15328.	16033.	25391.	8934.	12555.
TOT CON HUM	5229.	5596.	8185.	11138.	14603.	11940.	9704.	14429.	13935.	15920.	13950.	14777.	24216.	8541.	11651.
ARROZ CASL	1382.	1559.	2252.	2644.	2922.	3614.	3178.	3453.	2866.	2822.	2970.	3912.	16412.	2270.	5149.
MAIZ AMIL	79.	99.	137.	153.	214.	256.	192.	297.	307.	303.	429.	747.	547.	187.	395.
FRUJOL GRA	353.	344.	513.	782.	1033.	748.	523.	1024.	1031.	1237.	980.	953.	678.	603.	573.
CAPI	256.	243.	444.	514.	511.	604.	432.	474.	450.	516.	570.	585.	471.	603.	373.
TOT CON IND	279.	297.	362.	456.	438.	740.	551.	769.	653.	739.	1378.	1256.	1175.	393.	905.
ALGODON	0.	0.	0.	0.	0.	0.	0.	0.	0.	0.	0.	0.	0.	0.	0.
CABA DE AZ	0.	0.	0.	0.	0.	0.	0.	0.	0.	0.	0.	0.	0.	0.	0.
SOYA	0.	0.	0.	0.	0.	0.	0.	0.	0.	0.	0.	0.	0.	0.	0.
SORGO GRA	1.	0.	0.	0.	0.	0.	0.	0.	0.	0.	0.	0.	0.	0.	0.
MAIZ AMAR	0.	0.	0.	0.	0.	0.	0.	152.	115.	137.	107.	126.	47.	60.	135.
CAFE	1.	1.	2.	2.	2.	2.	1.	0.	0.	0.	0.	0.	0.	0.	0.
OTROS CULTI	277.	295.	360.	454.	436.	738.	549.	617.	538.	602.	1271.	1130.	1127.	333.	769.
SEBADA	161.	145.	207.	264.	237.	449.	351.	332.	329.	421.	938.	903.	976.	280.	733.
ALAYANO	18.	17.	24.	23.	17.	43.	35.	30.	28.	21.	25.	26.	19.	11.	11.
YUCA	9.	11.	20.	23.	17.	40.	19.	41.	30.	26.	62.	54.	30.	13.	10.
QUINUA	12.	12.	17.	28.	23.	29.	28.	26.	41.	48.	36.	66.	37.	13.	6.
MAIZ	16.	14.	20.	28.	30.	41.	28.	24.	23.	21.	30.	54.	47.	17.	4.
MILZANO	49.	68.	60.	73.	93.	127.	83.	169.	84.	63.	178.	52.	30.	9.	4.
VIO	13.	8.	13.	14.	14.	8.	6.	6.	4.	4.	3.	2.	1.	0.	0.
MAIZ GRA	1382.	1559.	2252.	3089.	2922.	3614.	3178.	3604.	2981.	2958.	3078.	4057.	16442.	2330.	0.

MINISTERIO DE AGRICULTURA
 SISTEMA NACIONAL DE ESTADÍSTICA
 OFICINA DE ESTADÍSTICA AGRPECUARIA

FECMA 26/02/84

CUADRO V.5220

PAG 20

SERIE HISTORICA DEL VALOR BRUTO DE LA PRODUCCION DE LOS CULTIVOS MAS IMPORTANTES : 1970-1984

REGION AGRARIA : UZCO

(MIL.DOL.)

ANOS	1970	1971	1972	1973	1974	1975	1976	1977	1978	1979	1980	1981	1982	1983	1984
TOTAL	18754	16412	23819	31774	41073	44114	37930	75521	61888	68848	94277	83116	46135	46473	54262
TOTAL PADRA	15465	15875	20311	26274	33977	36346	31852	65040	54123	61520	78890	67589	41940	41561	49349
TOT CON MAM	9229	9215	12744	16368	22101	22479	19830	22401	23247	30393	45184	40356	29586	27935	31837
ARROZ CASC	233	146	173	186	122	174	230	247	328	318	480	473	458	359	278
MAIZ AMILLO	2072	2332	3512	4617	5846	4308	3725	2647	5728	5747	8492	9859	6758	4620	8972
FRIJOL GRA	26	35	42	57	58	129	90	136	128	106	146	107	90	55	150
PAPA	6551	6354	8337	10573	15087	16541	14683	10460	16659	23289	33853	27813	21212	22016	20779
TRIGO	346	346	680	936	1072	1327	1332	912	845	933	2210	2274	1067	855	1758
TOT CON IMO	6236	6661	7567	9905	11876	13867	12022	42639	39876	31127	33706	27233	12354	13626	17512
ALGODON	0	0	0	0	0	0	0	0	0	0	0	0	0	0	0
CAÑA DE AZ	0	0	0	0	0	0	0	0	0	0	0	0	0	0	0
SOYA	0	0	0	0	0	0	0	0	0	0	0	0	0	0	0
SORGO GRA	0	0	0	0	0	0	0	0	0	0	0	0	0	0	0
MAIZ AMARO	243	368	289	436	536	778	732	525	1026	1128	2499	1929	858	629	688
CAFE	2704	3758	3771	3969	4243	5313	5211	31628	22882	22667	15803	9776	7299	8083	11904
OTROS CULTI	3289	2537	3508	5500	7096	7768	6078	10481	7765	7328	15387	15527	4195	4912	4913
CEBADA	1034	724	1243	2016	2148	2250	1738	1026	927	1221	2483	3666	2537	807	2003
PLATANO	1571	594	1512	2749	3267	3584	2712	2198	1945	1778	6521	2382	1388	547	793
YUCA	1552	1023	1501	2511	3287	3584	2712	6843	4586	4016	6184	9347	1384	3514	2051
QUINUA	37	28	15	47	150	358	128	75	58	70	175	32	19	9	47
LIMON	46	58	82	120	166	263	194	220	168	194	156	168	33	25	12
MANZANO	25	41	46	57	71	96	42	120	70	38	48	33	17	9	5
VINO	0	0	0	0	0	0	0	0	0	0	0	0	0	0	0
MALZ-GRA	2314	2700	3798	5057	6385	5087	4527	3171	6324	6875	10052	11621	7622	5310	0

1 2 3 4 5 6 7 8 9 10 11 12 13 14 15 16 17 18 19 20 21 22 23 24 25 26 27 28 29 30 31 32 33 34 35 36 37 38 39 40 41 42 43 44 45 46 47 48 49 50 51 52 53 54 55 56 57 58 59 60 61 62 63 64 65 66 67 68 69 70 71 72 73 74 75 76 77 78 79 80 81 82 83 84 85 86 87 88 89 90 91 92 93 94 95 96 97 98 99 100

M I N I S T E R I O P A R A E L D E S A R R O L L O T U R A
 OFICINA SECTORIAL DE ESTADÍSTICA
 OFICINA DE ESTADÍSTICA AGROPECUARIA

FECMA 26/02/84

CUADRO V.5.21


PAG 21

SERIE HISTORICA DEL VALOR BRUTO DE LA PRODUCCION DE LOS CULTIVOS MAS IMPORTANTES : 1970-1984

REGION AGRARIA PUNO

(MIL.DOL.)

	1970	1971	1972	1973	1974	1975	1976	1977	1978	1979	1980	1981	1982	1983	1984
TOTAL	22484.	21309.	22552.	27646.	31123.	57260.	47714.	38172.	35498.	38450.	45301.	56605.	46241.	11142.	26984.
TOTAL PROGR	21164.	19889.	20609.	25056.	28228.	50899.	41744.	33464.	32329.	35023.	40842.	52383.	41643.	8842.	21952.
TOT COM HUM	18051.	16284.	16747.	20921.	23672.	43226.	35195.	26315.	26955.	28151.	32241.	45754.	35053.	5178.	15315.
ARROZ CASC	13.	16.	12.	10.	12.	29.	31.	43.	33.	37.	83.	98.	100.	51.	57.
MAIZ AMIL*	86.	103.	117.	94.	132.	221.	121.	203.	227.	203.	221.	338.	458.	161.	250.
FRIJOL GRA	5.	5.	5.	9.	9.	2.	3.	3.	2.	2.	0.	0.	0.	0.	0.
PAJAL	17936.	16148.	16598.	20793.	23504.	42944.	35273.	26052.	26672.	27893.	31937.	45319.	34455.	4947.	14944.
TRIGO	12.	10.	14.	13.	14.	30.	17.	15.	17.	16.	0.	0.	40.	20.	63.
TOT COM IND	3113.	3606.	3862.	4135.	4556.	7673.	6549.	7149.	5573.	6872.	8601.	6629.	6590.	3664.	6638.
ALGODON	0.	0.	0.	0.	0.	0.	0.	0.	0.	0.	0.	0.	0.	0.	0.
CANA DE AZ	0.	0.	0.	0.	0.	0.	0.	0.	0.	0.	0.	0.	0.	0.	0.
SOYA	0.	0.	0.	0.	0.	0.	0.	0.	0.	0.	0.	0.	0.	0.	0.
SORGO GRA	0.	0.	0.	0.	0.	0.	0.	0.	0.	0.	0.	0.	0.	0.	0.
MAIZ AMARO	131.	140.	193.	272.	384.	424.	439.	224.	195.	240.	344.	425.	464.	299.	253.
CAFE	1663.	2047.	1727.	1273.	1278.	889.	850.	2216.	2410.	3206.	3798.	1982.	1528.	1063.	1354.
OTROS CULTI	1319.	1419.	1942.	2591.	2895.	6361.	5270.	4708.	2969.	3427.	4459.	4222.	4598.	2300.	5031.
CEBADA	348.	439.	832.	1056.	1112.	2404.	2140.	1734.	993.	1380.	2738.	2650.	3235.	970.	2099.
PATATANO	324.	333.	433.	450.	617.	1259.	981.	847.	519.	508.	625.	1065.	802.	922.	792.
YUCA	262.	289.	272.	510.	589.	520.	404.	283.	193.	149.	147.	209.	261.	339.	391.
QUINUA	379.	357.	414.	559.	558.	2151.	1826.	1829.	1254.	1382.	932.	287.	287.	64.	1745.
LIMON	5.	6.	11.	15.	18.	27.	19.	16.	10.	9.	16.	11.	13.	6.	4.
MANZANO	0.	0.	0.	0.	0.	0.	0.	0.	0.	0.	0.	0.	0.	0.	0.
VINO	0.	0.	0.	0.	0.	0.	0.	0.	0.	0.	0.	0.	0.	0.	0.
MAIZ GRA	216.	243.	314.	365.	515.	644.	549.	427.	421.	442.	573.	796.	922.	459.	0.



SERIE HISTORICA DEL VALOR BRUTO DE LA PRODUCCION DE LOS CULTIVOS MAS IMPORTANTES : 1970-1984

REGION AGRARIA LORETO

(MIL.00L.)

ANOS	1970	1971	1972	1973	1974	1975	1976	1977	1978	1979	1980	1981	1982	1983	1984
TOTAL	18521.	24316.	23185.	28223.	34761.	37207.	35756.	34180.	34417.	42050.	35697.	37686.	32518.	31272.	22836.
TOTAL PROGR	11500.	14412.	13659.	16873.	20122.	21183.	20388.	20512.	20518.	26559.	22068.	25657.	23362.	20987.	16637.
TOT COM NUM	3644.	3844.	3361.	3998.	3608.	4509.	3811.	6300.	5865.	10301.	7587.	12305.	12527.	9047.	9539.
ARROZ CASC	3256.	3467.	2953.	3036.	2496.	3612.	3185.	5891.	5422.	9883.	6692.	11327.	11526.	8341.	8631.
MAIZ AMILA	388.	0.	0.	962.	1112.	897.	728.	336.	352.	324.	893.	978.	1001.	706.	908.
PAIJOL GRA	0.	0.	0.	0.	0.	0.	0.	0.	0.	0.	0.	0.	0.	0.	0.
PAPA	0.	0.	0.	0.	0.	0.	0.	0.	0.	0.	0.	0.	0.	0.	0.
TRIGO	0.	0.	0.	0.	0.	0.	0.	0.	0.	0.	0.	0.	0.	0.	0.
TOT COM IND	7856.	10567.	10299.	12875.	16515.	16674.	16577.	14212.	14653.	16258.	14482.	13352.	10835.	11940.	7097.
ALGODON	1.	1.	0.	0.	0.	0.	0.	0.	0.	0.	0.	0.	0.	0.	0.
CANA DE AZ	0.	0.	0.	0.	0.	0.	0.	0.	0.	0.	0.	0.	0.	0.	0.
SOYA	0.	3.	3.	7.	3.	20.	13.	7.	6.	7.	0.	0.	0.	1.	0.
SORGO GRA	0.	0.	0.	0.	0.	0.	0.	0.	0.	0.	0.	0.	0.	0.	0.
MAIZ AMAR	776.	617.	719.	1467.	1818.	567.	1137.	362.	595.	617.	784.	1262.	1614.	1590.	890.
CAFE	58.	42.	51.	51.	55.	62.	58.	176.	154.	142.	69.	60.	65.	64.	9.
OTROS CULTI	7021.	9904.	9526.	11350.	14638.	16024.	15370.	13668.	13899.	15491.	13629.	12029.	9156.	10285.	6197.
CEBADA	0.	0.	0.	0.	0.	9877.	9102.	0.	0.	0.	0.	0.	0.	0.	0.
PLATANO	5293.	8465.	6008.	6194.	7235.	9877.	9102.	8905.	7419.	7476.	6209.	5125.	3936.	5545.	3743.
YUCA	1674.	1357.	3408.	5075.	7239.	5878.	6776.	4244.	5910.	7342.	6868.	6490.	4898.	4572.	2187.
QUINUA	0.	0.	0.	0.	0.	0.	0.	0.	0.	0.	0.	0.	0.	0.	0.
LIMON	54.	83.	110.	141.	164.	269.	191.	519.	570.	673.	552.	414.	322.	168.	267.
MANZANO	0.	0.	0.	0.	0.	0.	0.	0.	0.	0.	0.	0.	0.	0.	0.
VIO	0.	0.	0.	0.	0.	0.	0.	0.	0.	0.	0.	0.	0.	0.	0.
MAIZ GRA	776.	617.	719.	1467.	1818.	567.	1137.	434.	692.	716.	784.	1262.	1614.	1590.	0.

CUADRO V.5.23

SERIE HISTORICA DEL VALOR BRUTO DE LA PRODUCCION DE LOS CULTIVOS MAS IMPORTANTES : 1970-1984

REGION AGRARIA JCAYALI

(MIL.000.)

ANOS	1970	1971	1972	1973	1974	1975	1976	1977	1978	1979	1980	1981	1982	1983	1984
TOTAL	0.	0.	0.	0.	0.	0.	0.	0.	0.	0.	11706.	24135.	20337.	13603.	8515.
TOTAL PROGR	0.	0.	0.	0.	0.	0.	0.	0.	0.	0.	5853.	17307.	12912.	7888.	5560.
TOT CON HUM	0.	0.	0.	0.	0.	0.	0.	0.	0.	0.	0.	9325.	3675.	1835.	1974.
ARROZ CASC	0.	0.	0.	0.	0.	0.	0.	0.	0.	0.	0.	8092.	2855.	1645.	1653.
MAIZ AMILS	0.	0.	0.	0.	0.	0.	0.	0.	0.	0.	0.	0.	0.	0.	0.
FRIJOL GRA	0.	0.	0.	0.	0.	0.	0.	0.	0.	0.	0.	1233.	819.	190.	322.
PAPA	0.	0.	0.	0.	0.	0.	0.	0.	0.	0.	0.	0.	0.	0.	0.
TRIGO	0.	0.	0.	0.	0.	0.	0.	0.	0.	0.	0.	0.	0.	0.	0.
TOT CON IND	0.	0.	0.	0.	0.	0.	0.	0.	0.	0.	5853.	7982.	9237.	6052.	3586.
ALGODON	0.	0.	0.	0.	0.	0.	0.	0.	0.	0.	0.	0.	0.	0.	0.
CANA DE AZ	0.	0.	0.	0.	0.	0.	0.	0.	0.	0.	0.	0.	0.	0.	0.
SOYA	0.	0.	0.	0.	0.	0.	0.	0.	0.	0.	0.	0.	0.	0.	0.
SORGO GRA	0.	0.	0.	0.	0.	0.	0.	0.	0.	0.	0.	0.	0.	0.	0.
MAIZ AMARO	0.	0.	0.	0.	0.	0.	0.	0.	0.	0.	0.	1154.	1612.	337.	632.
CAFE	0.	0.	0.	0.	0.	0.	0.	0.	0.	0.	0.	0.	0.	0.	0.
OTROS CULTI	0.	0.	0.	0.	0.	0.	0.	0.	0.	0.	5853.	6828.	7425.	5716.	2954.
CEBADA	0.	0.	0.	0.	0.	0.	0.	0.	0.	0.	0.	0.	0.	0.	0.
PLATANO	0.	0.	0.	0.	0.	0.	0.	0.	0.	0.	3904.	5176.	6063.	4335.	2943.
YUCA	0.	0.	0.	0.	0.	0.	0.	0.	0.	0.	1847.	1427.	1230.	1363.	6.
QUINUA	0.	0.	0.	0.	0.	0.	0.	0.	0.	0.	0.	0.	0.	0.	0.
LIMON	0.	0.	0.	0.	0.	0.	0.	0.	0.	0.	100.	225.	132.	18.	5.
MANZANO	0.	0.	0.	0.	0.	0.	0.	0.	0.	0.	0.	0.	0.	0.	0.
VID	0.	0.	0.	0.	0.	0.	0.	0.	0.	0.	0.	0.	0.	0.	0.
* MAIZ GRA	0.	0.	0.	0.	0.	0.	0.	0.	0.	0.	0.	1154.	1612.	337.	0.



SERIE HISTÓRICA DEL VALOR BRUTO DE LA PRODUCCION DE LOS CULTIVOS MAS IMPORTANTES : 1970-1984

REGION AGRARIA MADRE DE DIOS

(MIL.00.)

ANOS	1970	1971	1972	1973	1974	1975	1976	1977	1978	1979	1980	1981	1982	1983	1984
TOTAL	1404.	1555.	1476.	2026.	2064.	3581.	3405.	7785.	6118.	5072.	5105.	6716.	4787.	6395.	5036.
TOTAL COM HUM	389.	543.	390.	379.	367.	396.	317.	730.	939.	725.	841.	1250.	996.	621.	734.
ARROZ CASC	349.	496.	352.	329.	314.	339.	274.	662.	863.	641.	836.	1249.	931.	621.	649.
MAIZ AMIL*	39.	0.	0.	0.	0.	0.	0.	0.	0.	0.	0.	0.	0.	0.	0.
FRIJOL GRA	0.	48.	38.	50.	53.	56.	42.	68.	76.	84.	0.	1.	65.	0.	85.
PAPA	0.	0.	0.	0.	0.	0.	0.	0.	0.	0.	0.	0.	0.	0.	0.
TRIGO	0.	0.	0.	0.	0.	0.	0.	0.	0.	0.	0.	0.	0.	0.	0.
TOT COM IND	551.	553.	602.	884.	919.	1685.	1520.	3703.	2726.	2272.	2368.	2917.	2012.	3001.	2283.
ALGODON	0.	0.	0.	0.	0.	0.	0.	0.	0.	0.	0.	0.	0.	0.	0.
CANA DE AZ	0.	0.	0.	0.	0.	0.	0.	0.	0.	0.	0.	0.	0.	0.	0.
SOYA	0.	0.	0.	0.	0.	0.	0.	0.	0.	0.	0.	0.	0.	0.	0.
SORGO GRA*	0.	0.	0.	0.	0.	0.	0.	0.	0.	0.	0.	0.	0.	0.	0.
MAIZ AMAR*	40.	40.	56.	51.	62.	103.	88.	69.	104.	78.	363.	274.	170.	168.	165.
CAFE	47.	55.	63.	70.	79.	81.	64.	281.	169.	120.	109.	95.	64.	59.	97.
OTROS CULTI	464.	459.	483.	763.	778.	1500.	1469.	3352.	2453.	2074.	1896.	2549.	1779.	2774.	2020.
CEBADA	0.	0.	0.	0.	0.	0.	0.	0.	0.	0.	0.	0.	0.	0.	0.
PLATANO	210.	207.	191.	213.	217.	549.	522.	1126.	929.	764.	1143.	1250.	914.	1225.	973.
YUCA	237.	234.	271.	323.	327.	913.	1313.	2180.	1474.	1271.	727.	1279.	852.	1543.	1044.
QUINUA	19.	0.	0.	0.	0.	0.	0.	0.	0.	0.	0.	0.	0.	0.	0.
LIMON	17.	18.	21.	26.	34.	38.	32.	46.	51.	40.	26.	20.	13.	6.	3.
MANZANO	0.	0.	0.	0.	0.	0.	0.	0.	0.	0.	0.	0.	0.	0.	0.
VIDO	0.	0.	0.	0.	0.	0.	0.	0.	0.	0.	0.	0.	0.	0.	0.
* MAIZ GRA	40.	40.	56.	51.	62.	103.	88.	69.	104.	78.	363.	274.	170.	168.	165.



SERIE HISTORICA DEL VALOR BRUTO
DE LA PRODUCCION DE LOS CULTIVOS
MAS IMPORTANTES 1970 - 1984
(millones de soles 1979 de cada región)

1. 2. 3. 4. 5. 6. 7. 8. 9. 10. 11. 12. 13. 14. 15. 16. 17. 18. 19. 20. 21. 22. 23. 24. 25. 26. 27. 28. 29. 30. 31. 32. 33. 34. 35. 36. 37. 38. 39. 40. 41. 42. 43. 44. 45. 46. 47. 48. 49. 50. 51. 52. 53. 54. 55. 56. 57. 58. 59. 60. 61. 62. 63. 64. 65. 66. 67. 68. 69. 70. 71. 72. 73. 74. 75. 76. 77. 78. 79. 80. 81. 82. 83. 84. 85. 86. 87. 88. 89. 90. 91. 92. 93. 94. 95. 96. 97. 98. 99. 100.

SERIE HISTORICA DEL VALOR BRUTO DE LA PRODUCCION DE LOS CULTIVOS MAS IMPORTANTES : 1970-1984

REGION AGRARIA TUMBES

(MILL.SOL PREC 79 DE C/REGION)

| ANOS | 1970 | 1971 | 1972 | 1973 | 1974 | 1975 | 1976 | 1977 | 1978 | 1979 | 1980 | 1981 | 1982 | 1983 | 1984 |
|-------------|-------|-------|-------|-------|-------|-------|-------|-------|-------|-------|-------|-------|-------|------|-------|
| TOTAL | 1807. | 2064. | 1893. | 1599. | 1941. | 1719. | 1900. | 2684. | 2691. | 2924. | 2934. | 3175. | 3551. | 432. | 1756. |
| TOTAL PROGR | 1319. | 1508. | 1329. | 1060. | 1343. | 1194. | 1344. | 1836. | 1834. | 1969. | 2037. | 2280. | 2579. | 349. | 1471. |
| TOT COM HUM | 746. | 881. | 686. | 398. | 603. | 502. | 565. | 743. | 752. | 739. | 827. | 904. | 1352. | 259. | 1105. |
| ARROZ CASC | 745. | 880. | 686. | 396. | 602. | 500. | 564. | 740. | 749. | 736. | 827. | 904. | 1352. | 259. | 1105. |
| MAIZ AMIL* | 0. | 0. | 0. | 0. | 0. | 0. | 0. | 1. | 1. | 1. | 1. | 0. | 0. | 0. | 0. |
| FRIJOL GRA | 1. | 1. | 1. | 3. | 1. | 2. | 2. | 2. | 2. | 2. | 0. | 0. | 0. | 0. | 0. |
| PAPA | 0. | 0. | 0. | 0. | 0. | 0. | 0. | 0. | 0. | 0. | 0. | 0. | 0. | 0. | 0. |
| TRIGO | 0. | 0. | 0. | 0. | 0. | 0. | 0. | 0. | 0. | 0. | 0. | 0. | 0. | 0. | 0. |
| TOT COM IND | 573. | 627. | 643. | 662. | 740. | 692. | 778. | 1093. | 1082. | 1230. | 1209. | 1376. | 1228. | 90. | 366. |
| ALGODON | 20. | 15. | 4. | 2. | 7. | 5. | 0. | 4. | 2. | 1. | 2. | 3. | 1. | 0. | 0. |
| CARA DE AZ | 0. | 0. | 0. | 0. | 0. | 0. | 0. | 0. | 0. | 0. | 0. | 0. | 0. | 0. | 0. |
| SOYA | 24. | 24. | 20. | 39. | 86. | 79. | 143. | 150. | 182. | 250. | 287. | 465. | 246. | 0. | 27. |
| SORGO GRA | 0. | 1. | 0. | 0. | 0. | 0. | 0. | 0. | 0. | 1. | 0. | 0. | 1. | 0. | 0. |
| MAIZ AMAR* | 43. | 31. | 54. | 82. | 49. | 83. | 79. | 91. | 40. | 24. | 23. | 12. | 8. | 7. | 53. |
| CAFE | 0. | 0. | 0. | 0. | 0. | 0. | 0. | 0. | 0. | 0. | 0. | 0. | 0. | 0. | 0. |
| OTROS CULTI | 487. | 556. | 564. | 539. | 598. | 525. | 557. | 849. | 858. | 955. | 898. | 896. | 972. | 83. | 285. |
| CEBADA | 48. | 0. | 0. | 47. | 0. | 0. | 0. | 0. | 0. | 0. | 0. | 0. | 0. | 0. | 0. |
| PLATANO | 44. | 524. | 515. | 471. | 515. | 457. | 423. | 743. | 748. | 902. | 823. | 825. | 896. | 15. | 208. |
| YUCA | 13. | 4. | 8. | 13. | 24. | 27. | 23. | 13. | 22. | 3. | 7. | 1. | 4. | 0. | 0. |
| QUINUA | 0. | 0. | 0. | 0. | 0. | 0. | 0. | 0. | 0. | 0. | 0. | 0. | 0. | 0. | 0. |
| LIMON | 27. | 28. | 41. | 55. | 59. | 44. | 40. | 91. | 88. | 48. | 67. | 69. | 72. | 68. | 77. |
| MANZANO | 0. | 0. | 0. | 0. | 0. | 0. | 0. | 0. | 0. | 0. | 0. | 0. | 0. | 0. | 0. |
| VIO | 0. | 0. | 0. | 0. | 0. | 0. | 0. | 0. | 0. | 0. | 0. | 0. | 0. | 0. | 0. |
| * MAIZ GRA | 43. | 31. | 54. | 83. | 49. | 83. | 79. | 91. | 41. | 25. | 24. | 12. | 8. | 7. | 0. |

SERIE HISTORICA DEL VALOR BRUTO DE LA PRODUCCION DE LOS CULTIVOS MAS IMPORTANTES : 1970-1984

REGION AGRARIA PIURA
 (MILL.SOL PREC 79 DE C/REGION)

| ANOS | 1970 | 1971 | 1972 | 1973 | 1974 | 1975 | 1976 | 1977 | 1978 | 1979 | 1980 | 1981 | 1982 | 1983 | 1984 |
|-------------|--------|--------|--------|--------|--------|--------|--------|--------|--------|--------|--------|--------|--------|-------|--------|
| TOTAL | 21273. | 19875. | 16257. | 18261. | 19563. | 16799. | 17577. | 18664. | 18036. | 19354. | 18807. | 18093. | 19155. | 7699. | 21776. |
| TOTAL PROGR | 19232. | 18502. | 14845. | 16804. | 18075. | 15661. | 16401. | 16387. | 16238. | 17831. | 17381. | 17025. | 18247. | 7057. | 20487. |
| TOT CON HUM | 5619. | 6414. | 3649. | 4381. | 4072. | 4587. | 5038. | 5159. | 5278. | 5625. | 6054. | 6982. | 9090. | 4513. | 10054. |
| ARROZ CASC | 4804. | 5336. | 2485. | 3207. | 2906. | 3417. | 3782. | 4012. | 4318. | 4555. | 5113. | 5841. | 7992. | 3485. | 9101. |
| MAIZ AMILLO | 273. | 513. | 280. | 280. | 292. | 274. | 328. | 434. | 447. | 505. | 152. | 279. | 248. | 207. | 167. |
| MAIZ JOLGRA | 214. | 234. | 261. | 261. | 259. | 163. | 213. | 195. | 182. | 250. | 180. | 277. | 198. | 171. | 109. |
| PAPA | 119. | 185. | 203. | 202. | 226. | 345. | 386. | 289. | 296. | 245. | 271. | 309. | 348. | 356. | 383. |
| TRIGO | 209. | 366. | 420. | 431. | 389. | 368. | 386. | 229. | 235. | 270. | 338. | 327. | 303. | 294. | 294. |
| TOT CON IND | 13613. | 12088. | 11196. | 12423. | 14003. | 11074. | 11363. | 11227. | 10960. | 12206. | 11327. | 10043. | 9157. | 2544. | 10433. |
| ALGODON | 9614. | 8515. | 7562. | 9175. | 11172. | 7880. | 753. | 5849. | 6883. | 8199. | 7544. | 6313. | 5784. | 0. | 5496. |
| CAMA DE AZ | 0. | 0. | 0. | 0. | 0. | 0. | 0. | 0. | 0. | 0. | 0. | 0. | 0. | 0. | 0. |
| SOYA | 0. | 0. | 0. | 0. | 0. | 0. | 0. | 0. | 0. | 0. | 0. | 0. | 0. | 0. | 0. |
| SORGO GRA | 319. | 458. | 439. | 371. | 129. | 261. | 675. | 1053. | 1088. | 800. | 673. | 882. | 848. | 210. | 1069. |
| MAIZ AMARO | 1062. | 1111. | 1109. | 721. | 509. | 1325. | 1919. | 1618. | 570. | 799. | 910. | 775. | 427. | 537. | 1423. |
| CAFE | 576. | 631. | 674. | 686. | 704. | 470. | 539. | 430. | 622. | 885. | 775. | 1005. | 1190. | 1155. | 1155. |
| OTROS CULTI | 2042. | 1372. | 1412. | 1457. | 1488. | 1138. | 1176. | 2278. | 1798. | 1523. | 1425. | 1068. | 908. | 642. | 1289. |
| CEBADA | 27. | 34. | 31. | 28. | 29. | 14. | 15. | 7. | 8. | 6. | 19. | 10. | 13. | 17. | 16. |
| PLATANO | 836. | 627. | 603. | 569. | 564. | 322. | 364. | 542. | 402. | 477. | 562. | 353. | 226. | 147. | 318. |
| YUCA | 325. | 252. | 224. | 231. | 241. | 202. | 209. | 656. | 317. | 204. | 196. | 89. | 116. | 57. | 108. |
| QUINUA | 0. | 0. | 0. | 0. | 0. | 0. | 0. | 0. | 0. | 0. | 0. | 0. | 0. | 0. | 0. |
| LIMON | 853. | 460. | 553. | 627. | 655. | 599. | 588. | 1070. | 1071. | 836. | 689. | 616. | 553. | 421. | 850. |
| MANZANO | 0. | 0. | 0. | 0. | 0. | 0. | 0. | 0. | 0. | 0. | 0. | 0. | 0. | 0. | 0. |
| VIO | 0. | 0. | 0. | 0. | 0. | 0. | 0. | 0. | 0. | 0. | 0. | 0. | 0. | 0. | 0. |
| MAIZ GRA | 1319. | 1366. | 1373. | 1002. | 813. | 1593. | 2207. | 2030. | 821. | 1104. | 1038. | 1052. | 685. | 744. | 0. |



M I N I S T E R I O D E A G R I C U L T U R A
 OFICINA SECTORIAL DE ESTADÍSTICA
 OFICINA DE ESTADÍSTICA AGRPECUARIA

FECHA 26/02/84

CUADRO V.6.3


PAG 3

SERIE HISTORICA DEL VALOR BRUTO DE LA PRODUCCION DE LOS CULTIVOS MAS IMPORTANTES : 1970-1984

REGION AGRARIA LAMBAYEQUE

(MILL.-SOL PREC 79 DE C/REGION)

| AÑOS | 1970 | 1971 | 1972 | 1973 | 1974 | 1975 | 1976 | 1977 | 1978 | 1979 | 1980 | 1981 | 1982 | 1983 | 1984 |
|-------------|--------|--------|--------|--------|--------|--------|--------|--------|--------|--------|--------|--------|--------|--------|--------|
| TOTAL | 28004. | 28816. | 30191. | 30130. | 31716. | 31453. | 31363. | 31350. | 25960. | 27545. | 19447. | 27023. | 26170. | 23895. | 33519. |
| TOTAL PROGR | 27457. | 28243. | 29589. | 29505. | 31081. | 30834. | 30777. | 30793. | 25438. | 27029. | 19141. | 26711. | 25429. | 23339. | 32944. |
| TOT COM NUM | 5476. | 5852. | 5842. | 6071. | 6607. | 6927. | 7542. | 7799. | 4561. | 4922. | 1322. | 6375. | 6007. | 7789. | 14248. |
| ARROZ CASC | 5158. | 5375. | 5613. | 5780. | 6297. | 6692. | 7298. | 7334. | 4140. | 4542. | 851. | 6017. | 5650. | 7500. | 13995. |
| MAIZ AMILA | 20. | 27. | 25. | 26. | 34. | 34. | 36. | 138. | 113. | 75. | 153. | 144. | 119. | 161. | 133. |
| FRIJOL GRA | 256. | 111. | 194. | 242. | 242. | 156. | 171. | 282. | 271. | 266. | 281. | 212. | 238. | 128. | 120. |
| PAPA | 32. | 60. | 10. | 10. | 20. | 25. | 23. | 15. | 12. | 29. | 27. | 2. | 0. | 0. | 0. |
| TRIGO | 10. | 79. | 11. | 12. | 13. | 20. | 14. | 30. | 25. | 29. | 10. | 0. | 0. | 0. | 0. |
| TOT COM IND | 21980. | 22591. | 23747. | 23434. | 24474. | 23907. | 23235. | 22995. | 20877. | 22107. | 17820. | 20336. | 19422. | 15550. | 18695. |
| ALGODON | 884. | 1073. | 1298. | 1454. | 1489. | 1015. | 187. | 452. | 473. | 1201. | 852. | 3745. | 821. | 141. | 142. |
| CAMA DE AZ | 19310. | 19195. | 20267. | 19663. | 20633. | 20164. | 20263. | 20183. | 19053. | 18987. | 16122. | 15562. | 16974. | 13911. | 16228. |
| SOYA | 0. | 0. | 0. | 0. | 0. | 0. | 0. | 0. | 0. | 0. | 0. | 0. | 0. | 0. | 0. |
| SORGO GRA | 12. | 35. | 76. | 98. | 25. | 24. | 37. | 20. | 13. | 29. | 39. | 64. | 27. | 10. | 11. |
| MAIZ AMAR | 1135. | 1512. | 1406. | 1486. | 1581. | 1962. | 2341. | 1478. | 713. | 1275. | 421. | 597. | 755. | 806. | 1413. |
| CAFE | 91. | 204. | 98. | 109. | 111. | 123. | 121. | 105. | 100. | 97. | 49. | 56. | 104. | 125. | 123. |
| OTROS CULTI | 547. | 574. | 602. | 625. | 635. | 619. | 586. | 556. | 523. | 517. | 306. | 312. | 741. | 557. | 576. |
| CERADA | 3. | 9. | 5. | 5. | 4. | 3. | 3. | 3. | 3. | 2. | 1. | 1. | 1. | 0. | 0. |
| PLAYANO | 173. | 184. | 145. | 151. | 158. | 183. | 178. | 172. | 154. | 158. | 65. | 43. | 44. | 0. | 10. |
| YUCA | 220. | 203. | 175. | 205. | 184. | 160. | 130. | 128. | 111. | 93. | 69. | 60. | 302. | 319. | 101. |
| QUINUA | 0. | 0. | 0. | 0. | 0. | 0. | 0. | 0. | 0. | 0. | 0. | 0. | 0. | 0. | 0. |
| LIMON | 97. | 107. | 217. | 214. | 242. | 239. | 242. | 222. | 232. | 243. | 155. | 195. | 386. | 224. | 460. |
| MANZANO | 2. | 4. | 4. | 5. | 5. | 5. | 5. | 4. | 4. | 4. | 3. | 3. | 2. | 2. | 2. |
| VIO | 50. | 66. | 56. | 44. | 42. | 29. | 29. | 24. | 19. | 17. | 12. | 10. | 5. | 3. | 3. |
| MAIZ GRA | 1167. | 1555. | 1445. | 1528. | 1630. | 2016. | 2398. | 1806. | 808. | 1351. | 542. | 713. | 855. | 939. | 0. |



M I N I S T E R I O D E A S E R I C U L T U R A
 OFICINA NACIONAL DE ESTADÍSTICA AGRICOLA

FECHA 26/02/84

CUADRO V.6.4

PAG 4

SERIE HISTORICA DEL VALOR BRUTO DE LA PRODUCCION DE LOS CULTIVOS MAS IMPORTANTES : 1970-1984

REGION AGRARIA LA LIBERTAD

(MILL.SOL PREC 79 DE C/REGION)

| ANOS | 1970 | 1971 | 1972 | 1973 | 1974 | 1975 | 1976 | 1977 | 1978 | 1979 | 1980 | 1981 | 1982 | 1983 | 1984 |
|-------------|--------|--------|--------|--------|--------|--------|--------|--------|--------|--------|--------|--------|--------|--------|--------|
| TOTAL | 38063. | 38786. | 40600. | 41675. | 42730. | 42308. | 41668. | 41667. | 31883. | 30997. | 15934. | 23615. | 26923. | 30114. | 35749. |
| TOTAL PROGR | 36580. | 37588. | 39221. | 40437. | 41558. | 41224. | 40551. | 40716. | 31075. | 30320. | 15254. | 23143. | 26360. | 29517. | 34968. |
| TOT COM MUN | 14283. | 12145. | 12413. | 12483. | 12176. | 13524. | 13451. | 12881. | 7964. | 11449. | 3794. | 12612. | 9257. | 11687. | 13572. |
| ARROZ CASC | 5900. | 5125. | 4580. | 4589. | 4637. | 5203. | 5191. | 5842. | 2128. | 4041. | 466. | 5666. | 3771. | 6169. | 7021. |
| MAIZ AMILLO | 724. | 399. | 735. | 727. | 828. | 812. | 878. | 587. | 401. | 483. | 129. | 232. | 236. | 215. | 201. |
| PAIJOL GRA | 703. | 398. | 648. | 653. | 707. | 752. | 825. | 754. | 413. | 442. | 168. | 651. | 355. | 125. | 189. |
| PAPA | 5229. | 4982. | 5182. | 5296. | 4850. | 5569. | 5348. | 4519. | 4171. | 5403. | 2633. | 5171. | 4241. | 4482. | 5350. |
| TRIGO | 1328. | 1137. | 1285. | 1216. | 1153. | 1188. | 1208. | 1179. | 4851. | 1081. | 398. | 892. | 654. | 697. | 810. |
| TOT COM IND | 22297. | 25443. | 26808. | 27954. | 29382. | 27700. | 27200. | 27837. | 23110. | 18878. | 11460. | 10531. | 17111. | 17830. | 21396. |
| ALGODON | 0. | 0. | 20. | 21. | 79. | 59. | 79. | 59. | 0. | 9. | 28. | 1. | 0. | 0. | 0. |
| CANA DE AZ | 19139. | 22562. | 23479. | 24931. | 26229. | 24546. | 23827. | 24583. | 20943. | 16122. | 9959. | 8067. | 15399. | 16284. | 18445. |
| SOYA | 0. | 0. | 0. | 0. | 0. | 0. | 0. | 0. | 0. | 0. | 0. | 0. | 0. | 0. | 0. |
| SORGO GRA | 1658. | 1649. | 1777. | 1364. | 280. | 192. | 449. | 388. | 479. | 632. | 226. | 319. | 177. | 66. | 182. |
| MAIZ AMARO | 14. | 14. | 14. | 13. | 16. | 13. | 13. | 13. | 11. | 12. | 38. | 18. | 0. | 0. | 0. |
| CAFE | 0. | 0. | 0. | 0. | 0. | 0. | 0. | 0. | 0. | 0. | 0. | 0. | 0. | 0. | 0. |
| OTROS CULTI | 1483. | 1198. | 1379. | 1238. | 1172. | 1084. | 1117. | 949. | 809. | 669. | 681. | 472. | 555. | 597. | 781. |
| CEBADA | 429. | 323. | 441. | 370. | 388. | 412. | 415. | 393. | 332. | 274. | 271. | 277. | 195. | 214. | 240. |
| PLATANO | 136. | 127. | 131. | 117. | 112. | 121. | 121. | 80. | 111. | 101. | 71. | 24. | 27. | 16. | 18. |
| YUCA | 803. | 651. | 717. | 658. | 570. | 460. | 343. | 402. | 265. | 226. | 291. | 111. | 272. | 308. | 464. |
| QUINUA | 3. | 3. | 0. | 0. | 0. | 0. | 0. | 3. | 3. | 2. | 3. | 5. | 5. | 3. | 3. |
| LIMON | 18. | 17. | 20. | 20. | 23. | 23. | 22. | 21. | 21. | 20. | 18. | 6. | 6. | 6. | 6. |
| MANZANO | 51. | 48. | 40. | 43. | 43. | 43. | 40. | 37. | 36. | 34. | 18. | 19. | 21. | 22. | 28. |
| VIO | 43. | 30. | 30. | 31. | 35. | 19. | 19. | 12. | 12. | 12. | 20. | 30. | 31. | 28. | 28. |
| MAIZ GRA. | 2335. | 2164. | 2474. | 2171. | 2354. | 2561. | 2838. | 2551. | 1294. | 1917. | 638. | 1975. | 1243. | 1120. | 0. |



FECHA 26/02/84

CUADRO V.6.5

PAG 5

SERIE HISTORICA DEL VALOR BRUTO DE LA PRODUCCION DE LOS CULTIVOS MAS IMPORTANTES : 1970-1984

REGION AGRARIA ANCASH
 (MILL-SOL PREC 79 DE C/REGION)

| ANOS | 1970 | 1971 | 1972 | 1973 | 1974 | 1975 | 1976 | 1977 | 1978 | 1979 | 1980 | 1981 | 1982 | 1983 | 1984 |
|-------------|--------|--------|--------|--------|--------|--------|--------|--------|--------|--------|--------|--------|--------|--------|--------|
| TOTAL | 22242. | 21484. | 18502. | 17868. | 18075. | 18142. | 19657. | 19192. | 16867. | 17203. | 10583. | 15438. | 15216. | 12225. | 14346. |
| TOTAL PROGR | 20298. | 19581. | 16576. | 15930. | 16105. | 16225. | 17784. | 16792. | 14819. | 15146. | 9552. | 14348. | 14171. | 11247. | 13177. |
| TOT COM MUN | 15319. | 15181. | 10414. | 9765. | 9838. | 9459. | 10600. | 8986. | 8053. | 9098. | 5442. | 9551. | 9576. | 7320. | 8541. |
| ARROZ CASC | 239. | 350. | 220. | 237. | 164. | 104. | 108. | 92. | 88. | 128. | 280. | 441. | 585. | 898. | 862. |
| MAIZ AMILLO | 1452. | 1256. | 1349. | 1293. | 1344. | 1271. | 1523. | 1295. | 1181. | 969. | 785. | 931. | 1242. | 981. | 765. |
| FRUJOL GRA | 226. | 232. | 209. | 217. | 279. | 271. | 272. | 253. | 222. | 209. | 194. | 326. | 245. | 178. | 182. |
| PAPA | 1172. | 9943. | 7205. | 6971. | 6470. | 6171. | 7137. | 5736. | 5083. | 6532. | 3770. | 6249. | 6239. | 4593. | 6065. |
| TRIGO | 1398. | 1599. | 1431. | 1347. | 1539. | 1569. | 1571. | 1600. | 1469. | 1260. | 714. | 1612. | 1247. | 672. | 663. |
| TOT COM IND | 4979. | 6400. | 6162. | 6145. | 6267. | 6766. | 7184. | 7805. | 6765. | 6047. | 4110. | 4798. | 4596. | 3927. | 4636. |
| ALGODON | 24. | 44. | 116. | 303. | 208. | 243. | 437. | 457. | 465. | 425. | 790. | 964. | 1021. | 659. | 490. |
| CAMA DE AZ | 986. | 1863. | 1839. | 1937. | 2210. | 2659. | 2531. | 2430. | 2124. | 1735. | 1214. | 1175. | 1293. | 1181. | 1027. |
| SOYA | 0. | 0. | 0. | 0. | 0. | 0. | 0. | 0. | 0. | 0. | 0. | 0. | 0. | 0. | 0. |
| SORGO GRA. | 0. | 0. | 0. | 0. | 0. | 0. | 0. | 0. | 0. | 0. | 0. | 0. | 0. | 0. | 0. |
| MAIZ AMAR. | 2012. | 2576. | 2274. | 1976. | 1868. | 1938. | 2315. | 2517. | 2120. | 1821. | 1075. | 1570. | 1238. | 1109. | 1950. |
| CAFE | 14. | 14. | 11. | 10. | 11. | 9. | 6. | 6. | 8. | 9. | 0. | 0. | 0. | 0. | 0. |
| OTROS CULTI | 1943. | 1903. | 1926. | 1938. | 1970. | 1917. | 1873. | 2403. | 2048. | 2057. | 1031. | 1090. | 1045. | 978. | 1169. |
| CEBADA | 1285. | 1307. | 1232. | 1181. | 1236. | 1249. | 1246. | 1668. | 1264. | 1232. | 479. | 697. | 582. | 614. | 600. |
| PLATANO | 232. | 199. | 220. | 236. | 219. | 214. | 208. | 149. | 151. | 150. | 33. | 63. | 38. | 42. | 43. |
| YUCA | 228. | 186. | 222. | 246. | 219. | 178. | 284. | 284. | 354. | 409. | 241. | 140. | 302. | 210. | 401. |
| QUINUA | 23. | 17. | 12. | 14. | 14. | 11. | 13. | 67. | 65. | 64. | 37. | 36. | 6. | 4. | 4. |
| LIMON | 65. | 17. | 44. | 45. | 45. | 44. | 44. | 41. | 38. | 34. | 16. | 45. | 40. | 50. | 42. |
| MANZARD | 95. | 103. | 124. | 135. | 136. | 134. | 128. | 124. | 113. | 113. | 88. | 75. | 66. | 59. | 68. |
| VIO | 32. | 48. | 72. | 84. | 89. | 85. | 79. | 67. | 62. | 55. | 37. | 34. | 10. | 10. | 10. |
| MAIZ GRA | 3398. | 3851. | 3599. | 3228. | 3186. | 3229. | 3764. | 3815. | 3292. | 2790. | 1823. | 2484. | 2397. | 2023. | 0. |




SERIE HISTORICA DEL VALOR BRUTO DE LA PRODUCCION DE LOS CULTIVOS MAS IMPORTANTES : 1970-1984

REGION AGRARIA LIMA

(MILL.SOL PREC 79 DE C/REGION)


| | 1970 | 1971 | 1972 | 1973 | 1974 | 1975 | 1976 | 1977 | 1978 | 1979 | 1980 | 1981 | 1982 | 1983 | 1984 |
|-------------|--------|--------|--------|--------|--------|--------|--------|--------|--------|--------|--------|--------|--------|--------|--------|
| TOTAL | 29122. | 27761. | 26786. | 27914. | 27914. | 27922. | 25956. | 27050. | 27013. | 26717. | 28008. | 31408. | 28068. | 21398. | 26945. |
| TOTAL PROGR | 25121. | 24115. | 23004. | 23075. | 23968. | 23905. | 21988. | 23114. | 23292. | 22981. | 23571. | 26233. | 24066. | 18507. | 23150. |
| TOT CON MUM | 6569. | 6013. | 4989. | 5495. | 6178. | 5636. | 5318. | 5249. | 5206. | 4496. | 3674. | 4868. | 3557. | 1641. | 2756. |
| ARROZ CASC | 4. | 0. | 0. | 0. | 0. | 0. | 0. | 1. | 1. | 1. | 0. | 0. | 0. | 0. | 0. |
| MAIZ AMILB | 277. | 203. | 213. | 237. | 226. | 209. | 229. | 193. | 120. | 104. | 134. | 46. | 50. | 48. | 73. |
| FRIJOL GRA | 529. | 549. | 746. | 723. | 779. | 449. | 477. | 316. | 496. | 450. | 409. | 298. | 297. | 176. | 241. |
| PAPA | 5694. | 5188. | 3937. | 4453. | 5092. | 4923. | 4573. | 4518. | 4531. | 3883. | 3129. | 4511. | 3201. | 1411. | 2423. |
| TRIGO | 65. | 94. | 93. | 80. | 82. | 55. | 69. | 62. | 58. | 54. | 3. | 12. | 9. | 147. | 14. |
| TOT CON IND | 18553. | 18102. | 18015. | 17580. | 17790. | 18269. | 16670. | 17866. | 18086. | 18485. | 19897. | 21365. | 20509. | 16866. | 20394. |
| ALGODON | 4988. | 4634. | 4434. | 4010. | 4242. | 4554. | 3200. | 3561. | 4605. | 6338. | 7103. | 7867. | 7347. | 3923. | 4825. |
| CANA DE AZ | 5425. | 5577. | 5419. | 5504. | 5290. | 5519. | 5206. | 5201. | 5144. | 4483. | 5588. | 5250. | 4891. | 6314. | 7012. |
| SOYA | 5. | 29. | 14. | 18. | 26. | 6. | 36. | 15. | 13. | 13. | 0. | 0. | 0. | 0. | 0. |
| SORGO GRA | 16. | 1. | 2. | 2. | 3. | 11. | 5. | 5. | 3. | 5. | 5. | 4. | 8. | 0. | 0. |
| MAIZ AMAR | 4118. | 4216. | 4364. | 4108. | 4284. | 4160. | 4446. | 5148. | 4600. | 3913. | 2763. | 3069. | 4262. | 3738. | 4762. |
| CAFE | 0. | 1. | 0. | 0. | 0. | 0. | 0. | 0. | 0. | 0. | 0. | 0. | 0. | 0. | 0. |
| OTROS CULTI | 4001. | 3646. | 3782. | 3937. | 3946. | 4018. | 3968. | 3935. | 3721. | 3736. | 4437. | 5175. | 4002. | 2891. | 3795. |
| CEBADA | 94. | 143. | 147. | 133. | 131. | 115. | 118. | 91. | 88. | 83. | 69. | 84. | 36. | 22. | 23. |
| MAIZANO | 90. | 90. | 68. | 74. | 78. | 86. | 85. | 87. | 89. | 88. | 106. | 106. | 68. | 68. | 157. |
| YUCA | 373. | 224. | 262. | 416. | 359. | 399. | 390. | 330. | 290. | 304. | 266. | 246. | 337. | 194. | 437. |
| QUINUA | 0. | 0. | 0. | 0. | 0. | 0. | 0. | 0. | 0. | 0. | 0. | 0. | 0. | 0. | 0. |
| JIJONA | 89. | 56. | 22. | 22. | 24. | 24. | 24. | 12. | 11. | 12. | 23. | 20. | 13. | 13. | 13. |
| MAIZANO | 2540. | 2398. | 2566. | 2542. | 2553. | 2545. | 2504. | 2695. | 2695. | 2712. | 3349. | 4095. | 3044. | 2179. | 2892. |
| VIO | 814. | 729. | 716. | 750. | 802. | 848. | 847. | 720. | 548. | 537. | 625. | 625. | 502. | 395. | 278. |
| MAIZ GRA | 4378. | 4410. | 4567. | 4332. | 4498. | 4359. | 4664. | 5299. | 4721. | 4022. | 2772. | 3119. | 4320. | 3791. | 0. |



SERIE HISTORICA DEL VALOR BRUTO DE LA PRODUCCION DE LOS CULTIVOS MAS IMPORTANTES : 1970-1984

REGION AGRARIA ICA
 (MILL-SOL PREC 79 DE C/REGION)

| ANOS | 1970 | 1971 | 1972 | 1973 | 1974 | 1975 | 1976 | 1977 | 1978 | 1979 | 1980 | 1981 | 1982 | 1983 | 1984 |
|-------------|--------|--------|--------|--------|--------|--------|--------|--------|--------|--------|--------|--------|--------|-------|--------|
| TOTAL | 12454. | 12634. | 12406. | 12734. | 12994. | 13653. | 11201. | 11942. | 11893. | 12022. | 12394. | 13194. | 12605. | 8068. | 11593. |
| TOTAL PROGR | 11453. | 11393. | 11429. | 11721. | 11964. | 12649. | 10141. | 10989. | 10901. | 11055. | 11279. | 12156. | 11859. | 7474. | 11005. |
| TOT CON NUM | 1279. | 933. | 1117. | 1297. | 1373. | 1488. | 1443. | 1294. | 1736. | 1476. | 1181. | 1832. | 1136. | 1256. | 1468. |
| ARROZ CASC | 0. | 0. | 0. | 0. | 0. | 0. | 0. | 0. | 0. | 0. | 0. | 0. | 0. | 0. | 0. |
| MAIZ AMILLO | 2. | 1. | 3. | 6. | 15. | 15. | 13. | 71. | 103. | 75. | 81. | 67. | 34. | 23. | 74. |
| FRIJOL GRA | 549. | 514. | 660. | 647. | 474. | 356. | 327. | 208. | 232. | 166. | 103. | 146. | 90. | 55. | 125. |
| PAPA | 72. | 413. | 445. | 605. | 845. | 1084. | 1344. | 949. | 1385. | 1190. | 972. | 1578. | 1009. | 1178. | 1267. |
| TRIGO | 2. | 3. | 9. | 38. | 40. | 32. | 37. | 65. | 93. | 45. | 25. | 21. | 3. | 1. | 1. |
| TOT CON IND | 10174. | 10460. | 10312. | 10424. | 10592. | 11161. | 8698. | 9695. | 9164. | 9580. | 10098. | 10327. | 10723. | 6216. | 9538. |
| ALGODON | 8066. | 7994. | 8059. | 8082. | 8142. | 8278. | 5407. | 6560. | 6889. | 7749. | 8163. | 8558. | 9114. | 4792. | 7794. |
| CANA DE AZ | 0. | 0. | 0. | 0. | 0. | 0. | 0. | 0. | 0. | 0. | 0. | 0. | 0. | 0. | 0. |
| SOYA | 0. | 0. | 0. | 0. | 0. | 0. | 0. | 0. | 0. | 0. | 0. | 0. | 0. | 0. | 0. |
| SORGO GRA | 9. | 12. | 32. | 112. | 189. | 323. | 342. | 242. | 215. | 425. | 402. | 44. | 82. | 67. | 50. |
| MAIZ AMAR. | 1102. | 1210. | 1242. | 1218. | 1235. | 1523. | 1890. | 1937. | 1668. | 429. | 418. | 688. | 782. | 764. | 1106. |
| CAFE | 0. | 0. | 0. | 0. | 0. | 0. | 0. | 0. | 0. | 0. | 0. | 0. | 0. | 0. | 0. |
| OTROS CULTI | 1000. | 1242. | 977. | 1013. | 1030. | 1005. | 1060. | 953. | 991. | 967. | 1115. | 1036. | 746. | 594. | 587. |
| CEBADA | 43. | 59. | 29. | 15. | 9. | 15. | 19. | 34. | 27. | 15. | 9. | 20. | 28. | 1. | 1. |
| PLATANO | 110. | 25. | 39. | 41. | 25. | 32. | 32. | 29. | 25. | 17. | 27. | 18. | 8. | 3. | 9. |
| YUCA | 110. | 44. | 39. | 40. | 40. | 26. | 26. | 39. | 43. | 64. | 64. | 14. | 19. | 19. | 17. |
| QUINUA | 0. | 0. | 0. | 0. | 0. | 0. | 0. | 0. | 0. | 0. | 0. | 0. | 0. | 0. | 0. |
| LIMON | 4. | 3. | 4. | 3. | 3. | 3. | 3. | 3. | 3. | 3. | 2. | 2. | 1. | 1. | 1. |
| MARLEANO | 338. | 257. | 430. | 489. | 426. | 430. | 172. | 162. | 430. | 404. | 119. | 133. | 40. | 20. | 36. |
| VIO | 398. | 837. | 448. | 489. | 811. | 492. | 807. | 686. | 463. | 464. | 893. | 850. | 649. | 551. | 526. |
| * MAIZ GRA | 1133. | 1244. | 1279. | 1256. | 1280. | 1576. | 1952. | 2043. | 1172. | 804. | 797. | 771. | 828. | 801. | 0. |



FECHA 26/02/84

CUADRO V.6.8


PAG 6

SERIE HISTORICA DEL VALOR BRUTO DE LA PRODUCCION DE LOS CULTIVOS MAS IMPORTANTES : 1970-1984

REGION AGRARIA AREQUIPA

(MILL.SOL PREC 79 DE C/REGION)

| | 1970 | 1971 | 1972 | 1973 | 1974 | 1975 | 1976 | 1977 | 1978 | 1979 | 1980 | 1981 | 1982 | 1983 | 1984 |
|-------------|-------|-------|-------|-------|-------|-------|-------|-------|-------|-------|-------|-------|-------|-------|-------|
| AROS | 7265. | 7119. | 6886. | 6485. | 6832. | 6944. | 6916. | 7490. | 7297. | 7739. | 8016. | 9274. | 9255. | 7312. | 8241. |
| TOTAL | 7265. | 7119. | 6886. | 6485. | 6832. | 6944. | 6916. | 7490. | 7297. | 7739. | 8016. | 9274. | 9255. | 7312. | 8241. |
| TOTAL PROGR | 6520. | 6374. | 6063. | 5721. | 6093. | 6305. | 6299. | 6695. | 6777. | 7215. | 7450. | 8651. | 8829. | 6987. | 7882. |
| TOT CON HUM | 3815. | 3934. | 3726. | 3678. | 4016. | 4372. | 4532. | 4972. | 5336. | 5532. | 5926. | 6953. | 7216. | 5699. | 6312. |
| ARROZ | 1286. | 1492. | 1506. | 1416. | 1581. | 1754. | 1927. | 2305. | 2490. | 2866. | 3194. | 3563. | 3937. | 3501. | 3346. |
| CAMA DE AZ | 514. | 564. | 527. | 446. | 474. | 677. | 719. | 149. | 328. | 177. | 227. | 317. | 572. | 258. | 519. |
| SOYA | 0. | 0. | 0. | 0. | 0. | 0. | 0. | 0. | 0. | 0. | 0. | 0. | 0. | 0. | 0. |
| SOYAL | 0. | 0. | 0. | 0. | 0. | 0. | 0. | 0. | 0. | 0. | 0. | 0. | 0. | 0. | 0. |
| MAIZ | 362. | 359. | 324. | 341. | 288. | 241. | 263. | 223. | 135. | 104. | 54. | 57. | 122. | 113. | 171. |
| MAIZ AMAR | 0. | 0. | 0. | 0. | 0. | 0. | 0. | 0. | 0. | 0. | 0. | 0. | 0. | 0. | 0. |
| CAFE | 0. | 0. | 0. | 0. | 0. | 0. | 0. | 0. | 0. | 0. | 0. | 0. | 0. | 0. | 0. |
| TOT CON IND | 2705. | 2440. | 2337. | 2043. | 2077. | 1933. | 1767. | 1723. | 1441. | 1683. | 1523. | 1698. | 1613. | 1288. | 1570. |
| ALGODON | 1084. | 771. | 663. | 492. | 474. | 373. | 168. | 149. | 328. | 177. | 227. | 317. | 572. | 258. | 519. |
| YUCA | 514. | 564. | 527. | 446. | 474. | 677. | 719. | 149. | 328. | 177. | 227. | 317. | 572. | 258. | 519. |
| SOYA | 0. | 0. | 0. | 0. | 0. | 0. | 0. | 0. | 0. | 0. | 0. | 0. | 0. | 0. | 0. |
| SOYAL | 0. | 0. | 0. | 0. | 0. | 0. | 0. | 0. | 0. | 0. | 0. | 0. | 0. | 0. | 0. |
| MAIZ | 362. | 359. | 324. | 341. | 288. | 241. | 263. | 223. | 135. | 104. | 54. | 57. | 122. | 113. | 171. |
| MAIZ AMAR | 0. | 0. | 0. | 0. | 0. | 0. | 0. | 0. | 0. | 0. | 0. | 0. | 0. | 0. | 0. |
| CAFE | 0. | 0. | 0. | 0. | 0. | 0. | 0. | 0. | 0. | 0. | 0. | 0. | 0. | 0. | 0. |
| OTROS CULTI | 744. | 745. | 823. | 764. | 739. | 639. | 617. | 796. | 520. | 524. | 569. | 622. | 425. | 325. | 359. |
| CEBADA | 362. | 352. | 437. | 369. | 353. | 292. | 285. | 387. | 202. | 221. | 271. | 363. | 162. | 110. | 117. |
| PLATANO | 54. | 44. | 42. | 34. | 32. | 31. | 31. | 37. | 24. | 8. | 15. | 13. | 11. | 5. | 6. |
| YUCA | 32. | 49. | 42. | 42. | 36. | 32. | 36. | 77. | 55. | 35. | 32. | 18. | 55. | 30. | 52. |
| QUINUA | 5. | 4. | 4. | 3. | 4. | 3. | 5. | 6. | 9. | 10. | 9. | 9. | 9. | 7. | 4. |
| LUPIN | 4. | 4. | 4. | 4. | 4. | 4. | 4. | 4. | 4. | 4. | 4. | 4. | 4. | 4. | 4. |
| MANZANO | 104. | 94. | 105. | 110. | 117. | 133. | 119. | 135. | 116. | 134. | 165. | 161. | 120. | 112. | 118. |
| VIO | 184. | 198. | 190. | 203. | 196. | 144. | 139. | 152. | 112. | 114. | 79. | 62. | 67. | 60. | 61. |
| MAIZ GRA | 1047. | 943. | 855. | 841. | 812. | 751. | 843. | 974. | 749. | 650. | 467. | 471. | 647. | 439. | 0. |




SERIE HISTORICA DEL VALOR BRUTO DE LA PRODUCCION DE LOS CULTIVOS MAS IMPORTANTES : 1970*1984

REGION AGRARIA MOQUEGUA

(MILL.SOL PREC 79 DE C/REGION)

| ANOS | 1970 | 1971 | 1972 | 1973 | 1974 | 1975 | 1976 | 1977 | 1978 | 1979 | 1980 | 1981 | 1982 | 1983 | 1984 |
|-------------|------|------|------|------|------|------|------|------|------|------|------|------|------|------|------|
| TOTAL | 687. | 534. | 528. | 534. | 571. | 557. | 555. | 529. | 564. | 468. | 590. | 691. | 627. | 400. | 401. |
| TOTAL PROGR | 562. | 444. | 425. | 430. | 458. | 457. | 448. | 451. | 456. | 386. | 507. | 600. | 502. | 345. | 373. |
| TOT COM MUM | 380. | 309. | 286. | 292. | 312. | 325. | 319. | 366. | 339. | 299. | 407. | 502. | 363. | 288. | 343. |
| ARROZ CASC | 0. | 0. | 0. | 0. | 0. | 0. | 0. | 0. | 0. | 0. | 0. | 0. | 0. | 0. | 0. |
| MAIZ AMIL* | 76. | 73. | 61. | 75. | 59. | 62. | 40. | 65. | 89. | 66. | 98. | 70. | 71. | 64. | 51. |
| FRIJOL GRA | 4. | 6. | 4. | 2. | 1. | 2. | 3. | 3. | 3. | 4. | 3. | 1. | 1. | 0. | 1. |
| PAPA | 253. | 204. | 202. | 195. | 199. | 210. | 239. | 272. | 227. | 210. | 291. | 423. | 282. | 223. | 280. |
| TRIGO | 46. | 24. | 19. | 20. | 53. | 40. | 39. | 27. | 19. | 19. | 15. | 7. | 9. | 1. | 11. |
| TOT COM IMD | 181. | 135. | 139. | 139. | 146. | 132. | 129. | 85. | 116. | 87. | 100. | 98. | 139. | 56. | 30. |
| ALGODON | 0. | 0. | 0. | 0. | 0. | 0. | 0. | 0. | 0. | 0. | 0. | 0. | 0. | 0. | 0. |
| CAMA DE AZ | 0. | 0. | 0. | 0. | 0. | 0. | 0. | 0. | 0. | 0. | 0. | 0. | 0. | 0. | 0. |
| SOYA | 0. | 0. | 0. | 0. | 0. | 0. | 0. | 0. | 0. | 0. | 0. | 0. | 0. | 0. | 0. |
| SORGO GRA | 56. | 45. | 36. | 35. | 34. | 32. | 23. | 6. | 8. | 5. | 17. | 6. | 14. | 0. | 0. |
| MAIZ AMARO | 0. | 0. | 0. | 0. | 0. | 0. | 0. | 0. | 0. | 0. | 0. | 0. | 0. | 0. | 0. |
| CAFE | 0. | 0. | 0. | 0. | 0. | 0. | 0. | 0. | 0. | 0. | 0. | 0. | 0. | 0. | 0. |
| OTROS CULTI | 125. | 90. | 103. | 104. | 113. | 100. | 106. | 78. | 108. | 82. | 83. | 92. | 125. | 56. | 28. |
| CEBADA | 44. | 30. | 25. | 21. | 16. | 25. | 15. | 15. | 15. | 12. | 7. | 9. | 9. | 4. | 3. |
| PLATANO | 0. | 0. | 0. | 0. | 0. | 0. | 0. | 0. | 0. | 0. | 0. | 0. | 0. | 0. | 0. |
| YUCA | 0. | 0. | 0. | 0. | 0. | 0. | 0. | 0. | 0. | 0. | 0. | 0. | 0. | 0. | 0. |
| QUINUA | 2. | 1. | 1. | 1. | 1. | 1. | 1. | 1. | 1. | 1. | 1. | 2. | 2. | 1. | 1. |
| LIMON | 4. | 4. | 3. | 2. | 10. | 11. | 13. | 21. | 27. | 25. | 22. | 1. | 34. | 1. | 1. |
| MANZANO | 34. | 33. | 13. | 70. | 84. | 61. | 66. | 40. | 67. | 44. | 52. | 58. | 78. | 20. | 4. |
| VIO | 36. | 33. | 63. | 70. | 84. | 61. | 66. | 40. | 67. | 44. | 52. | 58. | 78. | 20. | 4. |
| * MAIZ GRA | 133. | 119. | 97. | 110. | 93. | 94. | 63. | 71. | 90. | 72. | 115. | 76. | 85. | 65. | 0. |



SERIE HISTORICA DEL VALOR BRUTO DE LA PRODUCCION DE LOS CULTIVOS MAS IMPORTANTES : 1970-1984

REGION AGRARIA FACNA

(MILL.SOL PREC 79 DE C/REGION)

| AÑOS | 1970 | 1971 | 1972 | 1973 | 1974 | 1975 | 1976 | 1977 | 1978 | 1979 | 1980 | 1981 | 1982 | 1983 | 1984 |
|-------------|-------|-------|-------|-------|-------|-------|-------|------|------|-------|-------|-------|-------|------|------|
| TOTAL | 1402. | 1344. | 1309. | 1169. | 1150. | 1161. | 1059. | 984. | 997. | 1202. | 1351. | 1418. | 1263. | 894. | 851. |
| TOTAL PROGR | 1100. | 1041. | 994. | 887. | 868. | 927. | 831. | 688. | 734. | 965. | 1043. | 1135. | 978. | 687. | 725. |
| TOT COM MUM | 640. | 593. | 472. | 410. | 391. | 535. | 498. | 367. | 443. | 683. | 686. | 745. | 601. | 418. | 523. |
| ARROZ CASC | 0. | 0. | 0. | 0. | 0. | 0. | 0. | 0. | 0. | 0. | 0. | 0. | 0. | 0. | 0. |
| MAIZ AMIL | 80. | 61. | 77. | 80. | 67. | 78. | 50. | 104. | 117. | 163. | 178. | 172. | 154. | 96. | 10. |
| FRIJOL GRA | 0. | 0. | 0. | 0. | 0. | 0. | 0. | 0. | 0. | 0. | 0. | 0. | 0. | 0. | 0. |
| PAPA | 552. | 524. | 385. | 320. | 313. | 443. | 427. | 252. | 300. | 502. | 503. | 562. | 424. | 318. | 402. |
| TRIGO | 8. | 7. | 9. | 9. | 11. | 13. | 21. | 10. | 26. | 17. | 5. | 11. | 24. | 4. | 13. |
| TOT COM IND | 460. | 449. | 523. | 477. | 477. | 392. | 333. | 321. | 291. | 282. | 357. | 390. | 377. | 269. | 203. |
| ALGODON | 0. | 0. | 0. | 0. | 0. | 0. | 0. | 0. | 0. | 0. | 0. | 0. | 0. | 0. | 0. |
| CAMA DE AZ | 0. | 0. | 0. | 0. | 0. | 0. | 0. | 0. | 0. | 0. | 0. | 0. | 0. | 0. | 0. |
| SOYA GRA | 0. | 0. | 0. | 0. | 0. | 0. | 0. | 0. | 0. | 0. | 0. | 0. | 0. | 0. | 0. |
| MAIZ AMARO | 157. | 146. | 208. | 195. | 194. | 158. | 104. | 25. | 28. | 45. | 50. | 108. | 92. | 61. | 77. |
| CAFE | 0. | 0. | 0. | 0. | 0. | 0. | 0. | 0. | 0. | 0. | 0. | 0. | 0. | 0. | 0. |
| OTROS CULTI | 302. | 303. | 315. | 282. | 282. | 234. | 228. | 296. | 263. | 237. | 308. | 283. | 285. | 208. | 126. |
| CEBADA | 4. | 2. | 2. | 1. | 1. | 1. | 1. | 0. | 0. | 0. | 1. | 1. | 0. | 0. | 0. |
| PLATANO | 0. | 0. | 0. | 0. | 0. | 0. | 0. | 0. | 0. | 0. | 0. | 0. | 0. | 0. | 0. |
| YUCA | 0. | 0. | 0. | 0. | 0. | 0. | 0. | 0. | 0. | 0. | 0. | 0. | 0. | 0. | 0. |
| QUINUA | 0. | 0. | 0. | 0. | 0. | 0. | 0. | 0. | 0. | 0. | 0. | 0. | 0. | 0. | 0. |
| LIMON | 0. | 0. | 0. | 0. | 0. | 0. | 0. | 1. | 1. | 1. | 1. | 1. | 1. | 1. | 1. |
| MANZANO | 38. | 40. | 44. | 46. | 48. | 41. | 48. | 49. | 50. | 48. | 36. | 22. | 34. | 20. | 20. |
| VIO | 260. | 261. | 269. | 234. | 233. | 191. | 180. | 246. | 212. | 188. | 270. | 259. | 249. | 187. | 105. |
| * MAIZ GRA | 241. | 210. | 290. | 279. | 265. | 239. | 157. | 129. | 145. | 208. | 227. | 281. | 247. | 158. | 0. |



SERIE HISTORICA DEL VALOR BRUTO DE LA PRODUCCION DE LOS CULTIVOS MAS IMPORTANTES : 1970-1984

REGION AGRARIA CAJAMARCA
 (MILL.SOL PREC 79 DE C/REGION)


| | 1970 | 1971 | 1972 | 1973 | 1974 | 1975 | 1976 | 1977 | 1978 | 1979 | 1980 | 1981 | 1982 | 1983 | 1984 |
|-------------|--------|--------|--------|--------|--------|--------|--------|--------|--------|--------|--------|--------|--------|--------|--------|
| TOTAL | 1997. | 21202. | 22177. | 22781. | 23380. | 24701. | 24148. | 26200. | 25098. | 25561. | 24018. | 28433. | 25129. | 28668. | 30691. |
| TOTAL PROGR | 17811. | 19038. | 20129. | 20544. | 21047. | 22298. | 21731. | 23268. | 22286. | 22634. | 19006. | 24285. | 23213. | 25434. | 27083. |
| TOT COM HJM | 13126. | 14184. | 13589. | 13743. | 14027. | 15118. | 14316. | 14377. | 13092. | 12301. | 6446. | 12061. | 14161. | 14589. | 15300. |
| ARROZ CASC | 4396. | 4099. | 3062. | 3109. | 3132. | 4136. | 3595. | 2749. | 3051. | 3422. | 2779. | 4156. | 3984. | 4932. | 5184. |
| MAIZ AMIL | 1974. | 1474. | 1460. | 1745. | 1873. | 1865. | 2028. | 2484. | 2316. | 2401. | 1158. | 2439. | 2725. | 2603. | 3019. |
| FRIJOL GRA | 306. | 199. | 238. | 251. | 269. | 234. | 232. | 234. | 247. | 292. | 292. | 152. | 176. | 343. | 321. |
| PAJON | 543. | 714. | 653. | 783. | 781. | 783. | 710. | 803. | 660. | 534. | 213. | 418. | 646. | 574. | 5684. |
| TRIGO | 886. | 829. | 735. | 808. | 870. | 841. | 952. | 909. | 799. | 650. | 304. | 896. | 808. | 954. | 1092. |
| TOT COM IND | 4685. | 4854. | 6540. | 6801. | 7019. | 7180. | 7416. | 8891. | 9195. | 10333. | 12560. | 12225. | 9052. | 10844. | 11783. |
| ALGODON | 0. | 0. | 0. | 0. | 0. | 0. | 0. | 0. | 0. | 0. | 0. | 0. | 0. | 0. | 0. |
| CAMA DE AZ | 0. | 0. | 0. | 0. | 0. | 0. | 0. | 0. | 0. | 0. | 0. | 0. | 0. | 0. | 0. |
| SOYA GRA | 1. | 0. | 1. | 2. | 2. | 1. | 2. | 13. | 64. | 160. | 228. | 193. | 96. | 67. | 52. |
| SONGO GRA | 0. | 0. | 0. | 0. | 0. | 0. | 0. | 0. | 0. | 0. | 0. | 0. | 0. | 0. | 0. |
| MAIZ AMAR | 330. | 299. | 351. | 333. | 378. | 432. | 531. | 548. | 455. | 462. | 303. | 860. | 564. | 808. | 1220. |
| CAPE | 2168. | 2390. | 4140. | 4230. | 4306. | 4343. | 4462. | 5396. | 5861. | 6781. | 7016. | 7024. | 6476. | 6737. | 6900. |
| OTROS CULTI | 2186. | 2164. | 2048. | 2236. | 2333. | 2403. | 2417. | 2932. | 2812. | 2928. | 5012. | 4147. | 1916. | 3234. | 3608. |
| CEBADA | 710. | 908. | 963. | 503. | 510. | 515. | 517. | 615. | 554. | 516. | 730. | 882. | 293. | 477. | 466. |
| PLATANO | 699. | 735. | 750. | 856. | 874. | 894. | 920. | 982. | 995. | 1064. | 765. | 1047. | 469. | 624. | 586. |
| YUCA | 689. | 748. | 776. | 814. | 881. | 929. | 915. | 1267. | 1197. | 1279. | 3371. | 2100. | 1055. | 2020. | 2371. |
| QUINUA | 7. | 4. | 3. | 4. | 4. | 4. | 5. | 8. | 7. | 7. | 19. | 14. | 11. | 9. | 94. |
| MAIZ | 67. | 57. | 47. | 51. | 54. | 51. | 50. | 52. | 50. | 53. | 66. | 77. | 54. | 74. | 76. |
| MAIZANO | 15. | 11. | 8. | 9. | 9. | 8. | 9. | 7. | 7. | 7. | 59. | 8. | 27. | 24. | 78. |
| VIO | 1. | 1. | 1. | 1. | 1. | 1. | 1. | 1. | 1. | 1. | 1. | 20. | 27. | 24. | 78. |
| * MAIZ GRA | 2273. | 1783. | 1855. | 2076. | 2263. | 2343. | 2546. | 3075. | 2776. | 2863. | 1511. | 3540. | 3313. | 3600. | 0. |



SERIE HISTORICA DEL VALOR BRUTO DE LA PRODUCCION DE LOS CULTIVOS MAS IMPORTANTES : 1970-1984

REGION AGRARIA AMAZONAS
 (MILL.SOL PREC 79 DE C/REGION)

| ANOS | 1970 | 1971 | 1972 | 1973 | 1974 | 1975 | 1976 | 1977 | 1978 | 1979 | 1980 | 1981 | 1982 | 1983 | 1984 |
|-------------|-------|-------|-------|-------|-------|-------|-------|-------|-------|--------|--------|--------|--------|--------|--------|
| TOTAL | 7417. | 7247. | 7647. | 7317. | 7827. | 7088. | 7954. | 9615. | 9820. | 11743. | 13831. | 13643. | 13667. | 13460. | 16220. |
| TOTAL PROGR | 6971. | 6888. | 7233. | 6863. | 7287. | 6573. | 7468. | 8946. | 9201. | 11018. | 11932. | 11867. | 12641. | 12825. | 15526. |
| TOT CON MUN | 4815. | 4654. | 5024. | 4640. | 5082. | 4443. | 5374. | 4460. | 4169. | 4488. | 5622. | 5257. | 7243. | 6458. | 9778. |
| ARROZ CASC | 4361. | 4237. | 4342. | 3986. | 4415. | 3761. | 4640. | 3571. | 3526. | 3726. | 4622. | 4669. | 5365. | 5124. | 8105. |
| MAIZ AMIL | 173. | 144. | 178. | 232. | 174. | 217. | 260. | 248. | 152. | 266. | 512. | 212. | 921. | 721. | 832. |
| FRIJOL GRA | 100. | 172. | 199. | 114. | 104. | 119. | 118. | 119. | 102. | 111. | 162. | 132. | 132. | 131. | 359. |
| PAPA | 163. | 185. | 392. | 295. | 379. | 346. | 346. | 501. | 382. | 369. | 409. | 289. | 798. | 456. | 458. |
| TRIGO | 118. | 115. | 13. | 12. | 11. | 10. | 10. | 21. | 8. | 17. | 17. | 16. | 26. | 25. | 24. |
| TOT COM IND | 2156. | 2234. | 2209. | 2223. | 2205. | 2131. | 2394. | 4485. | 5032. | 6530. | 6310. | 6610. | 5398. | 6367. | 5748. |
| ALGODON | 0. | 0. | 0. | 0. | 0. | 0. | 0. | 0. | 0. | 0. | 0. | 0. | 0. | 0. | 0. |
| CARA DE AZ | 0. | 0. | 0. | 0. | 0. | 0. | 0. | 0. | 0. | 0. | 0. | 0. | 0. | 0. | 0. |
| SOYA | 0. | 0. | 0. | 0. | 0. | 0. | 0. | 11. | 51. | 55. | 174. | 191. | 193. | 57. | 3. |
| SORGO GRA | 72. | 70. | 81. | 79. | 96. | 134. | 154. | 250. | 0. | 0. | 390. | 0. | 467. | 0. | 450. |
| MAIZ AMAR | 1635. | 1804. | 1714. | 1689. | 1568. | 1482. | 1454. | 3535. | 4101. | 5374. | 3847. | 3924. | 3712. | 5083. | 4601. |
| OTROS CULTI | 446. | 359. | 414. | 455. | 540. | 515. | 486. | 669. | 619. | 724. | 1899. | 1776. | 1026. | 635. | 694. |
| CEBADA | 11. | 6. | 6. | 8. | 7. | 6. | 6. | 8. | 3. | 6. | 10. | 15. | 8. | 8. | 6. |
| PLATANO | 128. | 97. | 106. | 140. | 166. | 189. | 183. | 194. | 184. | 204. | 392. | 425. | 276. | 252. | 282. |
| YUCA | 252. | 208. | 256. | 257. | 316. | 269. | 248. | 410. | 375. | 456. | 1249. | 1157. | 666. | 338. | 342. |
| QUINUA | 0. | 0. | 0. | 0. | 0. | 0. | 0. | 0. | 0. | 0. | 0. | 1. | 0. | 0. | 0. |
| LIMON | 54. | 47. | 47. | 49. | 51. | 50. | 49. | 58. | 56. | 58. | 247. | 178. | 76. | 37. | 63. |
| MANZANO | 0. | 0. | 0. | 0. | 0. | 0. | 0. | 0. | 0. | 0. | 0. | 0. | 0. | 0. | 0. |
| VID | 0. | 0. | 0. | 0. | 0. | 0. | 0. | 0. | 0. | 0. | 0. | 0. | 0. | 0. | 0. |
| # MAIZ GRA | 348. | 302. | 363. | 435. | 379. | 495. | 584. | 710. | 595. | 921. | 1142. | 1357. | 1951. | 1864. | 0. |



SERIE HISTORICA DEL VALOR BRUTO DE LA PRODUCCION DE LOS CULTIVOS MAS IMPORTANTES : 1970-1984

REGION AGRARIA SAN MARTIN
 (MILL.SOL PREC 79 DE C/REGION)

| ANOS | 1970 | 1971 | 1972 | 1973 | 1974 | 1975 | 1976 | 1977 | 1978 | 1979 | 1980 | 1981 | 1982 | 1983 | 1984 |
|-------------|-------|--------|-------|-------|-------|-------|-------|-------|-------|-------|--------|--------|--------|--------|--------|
| TOTAL | 9837. | 10633. | 7958. | 7694. | 7487. | 7239. | 7353. | 7246. | 8815. | 9844. | 10888. | 12478. | 10510. | 10142. | 11006. |
| TOTAL PROGR | 6740. | 7083. | 5176. | 4893. | 4609. | 4678. | 4774. | 4960. | 6158. | 7295. | 7753. | 8848. | 8431. | 8798. | 9882. |
| TOT COM NUM | 1092. | 1216. | 727. | 626. | 542. | 859. | 794. | 914. | 1278. | 1498. | 1617. | 1651. | 2867. | 3976. | 4152. |
| ARROZ CASC | 836. | 789. | 545. | 401. | 270. | 528. | 454. | 574. | 1015. | 1195. | 1377. | 1396. | 2441. | 3768. | 3743. |
| MAIZ AMILA | 256. | 427. | 183. | 225. | 272. | 331. | 340. | 328. | 251. | 291. | 240. | 255. | 425. | 208. | 410. |
| FRIJOL GRA | 0. | 0. | 0. | 0. | 0. | 0. | 0. | 0. | 0. | 0. | 0. | 0. | 0. | 0. | 0. |
| PAPA | 0. | 0. | 0. | 0. | 0. | 0. | 0. | 0. | 0. | 0. | 0. | 0. | 0. | 0. | 0. |
| TRIGO | 0. | 0. | 0. | 0. | 0. | 0. | 0. | 0. | 0. | 0. | 0. | 0. | 0. | 0. | 0. |
| TOT COM IND | 5648. | 5868. | 4449. | 4267. | 4067. | 3819. | 3980. | 4045. | 4880. | 5797. | 6137. | 7197. | 5564. | 4822. | 5750. |
| ALGODON | 136. | 171. | 197. | 126. | 125. | 87. | 127. | 45. | 155. | 275. | 682. | 800. | 513. | 174. | 237. |
| CARA DE AZ | 2. | 1. | 3. | 3. | 6. | 3. | 7. | 0. | 0. | 0. | 0. | 0. | 0. | 0. | 0. |
| SOYA GRA | 0. | 0. | 0. | 0. | 0. | 13. | 22. | 31. | 21. | 28. | 25. | 110. | 12. | 1. | 0. |
| MAIZ AMARO | 761. | 782. | 662. | 587. | 604. | 641. | 706. | 828. | 1304. | 2034. | 1586. | 1901. | 2369. | 2918. | 3931. |
| CAFE | 1652. | 1365. | 805. | 740. | 453. | 513. | 559. | 774. | 738. | 902. | 708. | 756. | 588. | 385. | 758. |
| OTROS CULTI | 3097. | 3549. | 2782. | 2801. | 2878. | 2561. | 2579. | 2287. | 2657. | 2550. | 3135. | 3630. | 2079. | 1344. | 1123. |
| CERADA | 0. | 0. | 1615. | 160. | 1625. | 1625. | 1528. | 0. | 1698. | 1827. | 1705. | 1549. | 1197. | 999. | 0. |
| PLATANO | 1738. | 2050. | 1140. | 1163. | 1224. | 904. | 922. | 738. | 926. | 688. | 1394. | 2053. | 845. | 307. | 768. |
| YUCA | 0. | 0. | 0. | 0. | 0. | 0. | 0. | 0. | 0. | 0. | 0. | 0. | 0. | 0. | 0. |
| QUINUA | 23. | 23. | 16. | 20. | 21. | 21. | 21. | 22. | 22. | 24. | 23. | 23. | 24. | 25. | 24. |
| LIMON | 0. | 0. | 0. | 0. | 0. | 0. | 0. | 0. | 0. | 0. | 0. | 0. | 0. | 0. | 0. |
| MANZANO | 0. | 0. | 0. | 0. | 0. | 10. | 11. | 10. | 11. | 11. | 14. | 14. | 14. | 14. | 14. |
| VINO | 7. | 8. | 8. | 8. | 8. | 10. | 11. | 10. | 11. | 11. | 14. | 14. | 14. | 14. | 14. |
| MAIZ GRA | 763. | 784. | 663. | 598. | 606. | 642. | 707. | 907. | 1314. | 2046. | 1590. | 1905. | 2375. | 2925. | 0. |

1
2
3
4
5
6
7
8
9
10
11
12
13
14
15
16
17
18
19
20
21
22
23
24
25
26
27
28
29
30
31
32
33
34
35
36
37
38
39
40
41
42
43
44
45
46
47
48
49
50
51
52
53
54
55
56
57
58
59
60
61
62
63
64
65
66
67
68
69
70
71
72
73
74
75
76
77
78
79
80
81
82
83
84
85
86
87
88
89
90
91
92
93
94
95
96
97
98
99
100

FECHA 26/02/84

CUADRO N.º 6.14

PAG 14

SERIE HISTORICA DEL VALOR BRUTO DE LA PRODUCCION DE LOS CULTIVOS MAS IMPORTANTES : 1970-1984

REGION AGRARIA HUANUCO
 (MILL.SOL PREC 79 DE C/REGION)


| AÑOS | 1970 | 1971 | 1972 | 1973 | 1974 | 1975 | 1976 | 1977 | 1978 | 1979 | 1980 | 1981 | 1982 | 1983 | 1984 |
|-------------|--------|--------|--------|--------|--------|--------|--------|--------|--------|--------|--------|--------|-------|--------|-------|
| TOTAL | 13320. | 15891. | 13922. | 11766. | 13903. | 12096. | 12698. | 12807. | 12810. | 12916. | 14177. | 12015. | 9613. | 10248. | 8966. |
| TOTAL PROGR | 11060. | 13749. | 11810. | 9646. | 11736. | 10170. | 10762. | 10591. | 10649. | 10810. | 10855. | 8673. | 8349. | 9151. | 8049. |
| TOT COM MUJ | 7369. | 10182. | 7956. | 5834. | 7862. | 6765. | 7374. | 7210. | 7347. | 7536. | 6797. | 4818. | 6509. | 7405. | 6089. |
| ARROZ CASC | 150. | 225. | 218. | 188. | 187. | 92. | 143. | 80. | 71. | 67. | 167. | 123. | 91. | 58. | 76. |
| MAIZ AMILA | 523. | 545. | 609. | 549. | 490. | 490. | 583. | 465. | 445. | 456. | 435. | 322. | 218. | 307. | 286. |
| FRIJOL GRA | 181. | 154. | 173. | 187. | 177. | 177. | 162. | 169. | 177. | 174. | 208. | 127. | 174. | 32. | 77. |
| PAPA | 630. | 904. | 623. | 485. | 680. | 582. | 639. | 630. | 653. | 649. | 591. | 401. | 605. | 675. | 545. |
| TRIGO | 215. | 217. | 232. | 225. | 208. | 179. | 177. | 147. | 120. | 149. | 315. | 226. | 131. | 254. | 191. |
| TOT COM IND | 3690. | 3567. | 3854. | 3812. | 3874. | 3405. | 3389. | 3381. | 3302. | 3274. | 4058. | 3856. | 1840. | 1747. | 1960. |
| ALGODON | 0. | 0. | 0. | 0. | 0. | 0. | 0. | 0. | 0. | 0. | 0. | 0. | 0. | 0. | 0. |
| CARA DE AZ | 0. | 0. | 0. | 0. | 0. | 0. | 0. | 0. | 0. | 0. | 0. | 0. | 0. | 0. | 0. |
| SOYA | 0. | 0. | 0. | 0. | 0. | 0. | 17. | 4. | 4. | 4. | 8. | 6. | 2. | 0. | 0. |
| SORGO GRA | 0. | 0. | 0. | 0. | 0. | 0. | 0. | 0. | 0. | 0. | 0. | 0. | 0. | 0. | 0. |
| MAIZ AMARO | 440. | 360. | 521. | 457. | 466. | 254. | 271. | 419. | 372. | 349. | 287. | 152. | 180. | 246. | 365. |
| CAPIE | 990. | 1059. | 1217. | 1231. | 1231. | 1217. | 1165. | 742. | 764. | 815. | 441. | 356. | 393. | 403. | 677. |
| OTROS CULTI | 2260. | 2142. | 2112. | 2120. | 2168. | 1925. | 1936. | 2216. | 2161. | 2106. | 3322. | 3342. | 1265. | 1097. | 917. |
| CEBADA | 107. | 186. | 200. | 199. | 226. | 219. | 213. | 209. | 218. | 157. | 191. | 203. | 29. | 68. | 102. |
| PLATANO | 1645. | 1489. | 1454. | 1506. | 1520. | 1324. | 1324. | 1654. | 1588. | 1589. | 2917. | 2919. | 1066. | 741. | 631. |
| YUCA | 426. | 397. | 377. | 349. | 349. | 308. | 326. | 327. | 326. | 333. | 176. | 183. | 137. | 254. | 151. |
| QUINUA | 13. | 7. | 5. | 3. | 4. | 4. | 5. | 8. | 8. | 6. | 10. | 10. | 7. | 7. | 5. |
| LIMON | 65. | 62. | 76. | 62. | 66. | 68. | 66. | 20. | 20. | 20. | 27. | 27. | 24. | 25. | 23. |
| MANZANO | 4. | 4. | 2. | 2. | 2. | 2. | 2. | 1. | 1. | 1. | 1. | 1. | 1. | 1. | 1. |
| VIO | 0. | 0. | 0. | 0. | 0. | 0. | 0. | 0. | 0. | 0. | 0. | 0. | 0. | 0. | 0. |
| MAIZ GRA | 966. | 901. | 1091. | 1008. | 962. | 736. | 843. | 888. | 820. | 805. | 718. | 468. | 398. | 554. | 0. |

1
2
3
4
5
6
7
8
9
10
11
12
13
14
15
16
17
18
19
20
21
22
23
24
25
26
27
28
29
30
31
32
33
34
35
36
37
38
39
40
41
42
43
44
45
46
47
48
49
50
51
52
53
54
55
56
57
58
59
60
61
62
63
64
65
66
67
68
69
70
71
72
73
74
75
76
77
78
79
80
81
82
83
84
85
86
87
88
89
90
91
92
93
94
95
96
97
98
99
100

SERIE HISTORICA DEL VALOR BRUTO DE LA PRODUCCION DE LOS CULTIVOS MAS IMPORTANTES : 1970-1984

REGION AGRARIA PASCO
 (MILL.SOL PREC 79 DE C/REGION)

| AROS | 1970 | 1971 | 1972 | 1973 | 1974 | 1975 | 1976 | 1977 | 1978 | 1979 | 1980 | 1981 | 1982 | 1983 | 1984 |
|-------------|-------|-------|-------|-------|-------|-------|-------|-------|-------|-------|-------|-------|-------|-------|-------|
| TOTAL | 7049. | 6280. | 5173. | 5086. | 5339. | 5359. | 5162. | 5604. | 5873. | 6067. | 6385. | 7130. | 7255. | 8054. | 8481. |
| TOTAL PROGR | 6211. | 5596. | 4476. | 4320. | 4543. | 4486. | 4360. | 4809. | 5057. | 5232. | 5656. | 6054. | 6491. | 7180. | 7776. |
| TOT CON MUM | 1824. | 1916. | 1730. | 1789. | 1984. | 2099. | 2149. | 2393. | 2639. | 2657. | 3141. | 3279. | 4058. | 4150. | 4667. |
| ARROZ CASC | 15. | 32. | 70. | 16. | 14. | 10. | 17. | 18. | 24. | 22. | 0. | 0. | 37. | 37. | 41. |
| MAIZ AMILA | 165. | 104. | 110. | 93. | 83. | 93. | 98. | 146. | 133. | 144. | 139. | 147. | 120. | 97. | 136. |
| FRIJOL GRA | 9. | 6. | 8. | 9. | 10. | 10. | 10. | 10. | 11. | 12. | 0. | 0. | 4. | 8. | 22. |
| PAPA | 1566. | 1713. | 1566. | 1647. | 1850. | 1938. | 1897. | 2194. | 2448. | 2434. | 2975. | 3095. | 3849. | 3992. | 4453. |
| TRIGO | 69. | 58. | 25. | 24. | 27. | 29. | 27. | 26. | 23. | 26. | 27. | 37. | 48. | 16. | 15. |
| TOT CON IND | 4387. | 3681. | 2747. | 2531. | 2559. | 2387. | 2310. | 2415. | 2418. | 2575. | 2515. | 2776. | 2433. | 3030. | 3110. |
| ALGODON | 0. | 0. | 0. | 0. | 0. | 0. | 0. | 0. | 0. | 0. | 0. | 0. | 0. | 0. | 0. |
| CANA DE AZ | 0. | 0. | 0. | 0. | 0. | 0. | 0. | 0. | 0. | 0. | 0. | 0. | 0. | 0. | 0. |
| SOYA | 0. | 0. | 0. | 0. | 0. | 0. | 0. | 0. | 0. | 0. | 0. | 0. | 0. | 0. | 0. |
| SOYAL GRA | 0. | 0. | 0. | 0. | 0. | 0. | 0. | 0. | 0. | 0. | 0. | 0. | 0. | 0. | 0. |
| MAIZ AMARO | 144. | 117. | 142. | 146. | 143. | 152. | 154. | 108. | 90. | 109. | 106. | 19. | 121. | 74. | 78. |
| CAFE | 3406. | 2880. | 1908. | 1620. | 1620. | 1361. | 1354. | 1512. | 1512. | 1630. | 1680. | 1681. | 1548. | 2083. | 2327. |
| OTROS CULTI | 837. | 683. | 697. | 766. | 796. | 873. | 803. | 795. | 816. | 836. | 729. | 1075. | 764. | 874. | 704. |
| CEREA | 31. | 18. | 8. | 8. | 7. | 9. | 9. | 6. | 3. | 1. | 2. | 2. | 1. | 1. | 1. |
| PLATANO | 384. | 315. | 302. | 396. | 315. | 373. | 370. | 367. | 367. | 370. | 249. | 300. | 370. | 520. | 381. |
| YUCA | 234. | 210. | 338. | 0. | 414. | 428. | 360. | 360. | 383. | 401. | 473. | 765. | 386. | 348. | 317. |
| QUINUA | 0. | 0. | 0. | 0. | 0. | 0. | 0. | 0. | 0. | 0. | 0. | 0. | 0. | 0. | 0. |
| LITON | 168. | 140. | 60. | 60. | 60. | 64. | 64. | 64. | 64. | 64. | 6. | 8. | 7. | 5. | 5. |
| MANZANO | 0. | 0. | 0. | 0. | 0. | 0. | 0. | 0. | 0. | 0. | 0. | 0. | 0. | 0. | 0. |
| VIO | 0. | 0. | 0. | 0. | 0. | 0. | 0. | 0. | 0. | 0. | 0. | 0. | 0. | 0. | 0. |
| * MAIZ GRA | 310. | 224. | 255. | 242. | 230. | 250. | 256. | 254. | 223. | 253. | 245. | 161. | 242. | 171. | 0. |



SERIE HISTORICA DEL VALOR BRUTO DE LA PRODUCCION DE LOS CULTIVOS MAS IMPORTANTES : 1970-1984

REGION AGRARIA JUNIN

(MILL.SOL PREC 79 DE C/REGION)

| ANOS | 1970 | 1971 | 1972 | 1973 | 1974 | 1975 | 1976 | 1977 | 1978 | 1979 | 1980 | 1981 | 1982 | 1983 | 1984 |
|-------------|--------|--------|--------|--------|--------|--------|--------|--------|--------|--------|--------|--------|--------|--------|--------|
| TOTAL | 22024. | 21377. | 18959. | 19356. | 19349. | 17341. | 17424. | 16898. | 17850. | 19713. | 18660. | 19247. | 18342. | 17016. | 16842. |
| TOTAL PROGR | 19414. | 18874. | 16735. | 17157. | 17096. | 15275. | 15435. | 15503. | 16500. | 18146. | 17149. | 17846. | 16848. | 15758. | 15368. |
| TOT CON MUN | 9113. | 9105. | 7737. | 7844. | 7676. | 6566. | 6815. | 6706. | 7187. | 7023. | 6411. | 7372. | 7543. | 6936. | 7256. |
| ARROZ LASC | 45. | 34. | 32. | 24. | 22. | 21. | 28. | 42. | 28. | 27. | 48. | 64. | 69. | 80. | 71. |
| MAIZ AMIL | 646. | 636. | 658. | 665. | 625. | 646. | 575. | 558. | 562. | 568. | 543. | 876. | 768. | 759. | 854. |
| FRIJOL GRA | 231. | 218. | 163. | 158. | 159. | 257. | 260. | 257. | 262. | 243. | 184. | 157. | 181. | 183. | 182. |
| PAPA | 7637. | 7443. | 6537. | 6606. | 6454. | 5344. | 5449. | 5454. | 5923. | 5772. | 5188. | 5128. | 6077. | 5417. | 5594. |
| TRIGO | 494. | 475. | 347. | 390. | 413. | 398. | 403. | 396. | 411. | 412. | 448. | 547. | 448. | 497. | 555. |
| TOT CON IND | 10301. | 9770. | 8998. | 9313. | 9420. | 8708. | 8620. | 8797. | 9314. | 11123. | 10738. | 10474. | 9305. | 8822. | 8112. |
| ALGODON | 0. | 0. | 0. | 0. | 0. | 0. | 0. | 0. | 0. | 0. | 0. | 0. | 0. | 0. | 0. |
| CANA DE AZ | 0. | 0. | 0. | 0. | 0. | 0. | 0. | 0. | 0. | 0. | 0. | 0. | 0. | 0. | 0. |
| SOYA | 0. | 0. | 0. | 0. | 0. | 0. | 0. | 0. | 0. | 0. | 0. | 0. | 0. | 0. | 0. |
| SOYOL GRA | 0. | 0. | 0. | 0. | 0. | 0. | 0. | 0. | 0. | 0. | 0. | 0. | 0. | 0. | 0. |
| MAIZ AMAR | 91. | 82. | 70. | 75. | 90. | 104. | 131. | 292. | 231. | 203. | 206. | 181. | 237. | 247. | 194. |
| CAFE | 7599. | 7182. | 6703. | 7039. | 7076. | 6538. | 6499. | 7107. | 7728. | 9347. | 9016. | 8878. | 7577. | 7311. | 6440. |
| OTROS CULTI | 2611. | 2502. | 2224. | 2199. | 2253. | 2066. | 1989. | 1395. | 1350. | 1567. | 1511. | 1401. | 1494. | 1258. | 1474. |
| CEBADA | 1028. | 1011. | 918. | 898. | 868. | 770. | 795. | 417. | 425. | 637. | 741. | 704. | 817. | 524. | 640. |
| PLATANO | 1009. | 951. | 803. | 806. | 821. | 735. | 676. | 352. | 351. | 548. | 457. | 422. | 355. | 396. | 411. |
| YUCA | 449. | 411. | 393. | 383. | 453. | 475. | 431. | 338. | 304. | 315. | 243. | 211. | 263. | 287. | 377. |
| QUINUA | 46. | 48. | 39. | 41. | 40. | 38. | 38. | 46. | 34. | 35. | 53. | 49. | 49. | 47. | 41. |
| LIMON | 83. | 81. | 70. | 71. | 71. | 48. | 48. | 32. | 31. | 32. | 13. | 13. | 4. | 2. | 2. |
| MALVANO | 81. | 81. | 0. | 0. | 0. | 0. | 0. | 1. | 1. | 1. | 0. | 0. | 0. | 0. | 0. |
| VIO | 0. | 0. | 0. | 0. | 0. | 0. | 0. | 0. | 0. | 0. | 0. | 0. | 0. | 0. | 0. |
| MAIZ GRA | 655. | 638. | 632. | 645. | 637. | 676. | 741. | 903. | 810. | 772. | 756. | 980. | 970. | 991. | 0. |



MINISTERIO DE AGRICULTURA
 OFICINA SECTORIAL DE ESTADISTICA
 OFICINA DE ESTADISTICA AGRICOLA

FECMA 26/02/84


CUADRO V.6.17

PAG 17

SERIE HISTORICA DEL VALOR BRUTO DE LA PRODUCCION DE LOS CULTIVOS MAS IMPORTANTES : 1970-1984

REGION AGRARIA HUANCVELICA
 (MILL.SOL PREC 79 DE C/REGION)

| ANOS | 1970 | 1971 | 1972 | 1973 | 1974 | 1975 | 1976 | 1977 | 1978 | 1979 | 1980 | 1981 | 1982 | 1983 | 1984 |
|-------------|-------|-------|-------|-------|-------|-------|-------|-------|-------|-------|-------|-------|-------|------|-------|
| TOTAL | 5795. | 5026. | 3858. | 3599. | 3607. | 3434. | 3563. | 3403. | 3746. | 3633. | 4370. | 5223. | 3796. | 956. | 3108. |
| TOTAL PROGR | 5097. | 4463. | 3322. | 3159. | 3239. | 3045. | 3178. | 2999. | 3347. | 3236. | 3527. | 4216. | 3251. | 830. | 2726. |
| TOT CON HUM | 4383. | 3885. | 2771. | 2705. | 2854. | 2640. | 2777. | 2583. | 2935. | 2824. | 2676. | 3208. | 2705. | 704. | 2344. |
| ARROZ CASC | 0. | 0. | 0. | 0. | 0. | 0. | 0. | 0. | 0. | 0. | 0. | 0. | 0. | 0. | 0. |
| MAIZ AMILR | 1026. | 958. | 815. | 840. | 857. | 857. | 732. | 744. | 781. | 771. | 459. | 552. | 598. | 154. | 671. |
| FRIJOL GRA | 409. | 315. | 144. | 81. | 147. | 147. | 103. | 75. | 99. | 59. | 20. | 26. | 15. | 27. | 98. |
| PAPA | 2755. | 2502. | 1694. | 1409. | 1491. | 1491. | 1589. | 1616. | 1912. | 1848. | 1989. | 2419. | 1829. | 450. | 1459. |
| TRIGO | 193. | 110. | 117. | 177. | 186. | 143. | 148. | 148. | 143. | 146. | 208. | 211. | 263. | 74. | 117. |
| TOT COM IND | 713. | 578. | 531. | 455. | 384. | 405. | 401. | 416. | 412. | 411. | 851. | 1008. | 545. | 126. | 382. |
| ALGODON | 0. | 0. | 0. | 0. | 0. | 0. | 0. | 0. | 0. | 0. | 0. | 0. | 0. | 0. | 0. |
| CANA DE AZ | 0. | 0. | 0. | 0. | 0. | 0. | 0. | 0. | 0. | 0. | 0. | 0. | 0. | 0. | 0. |
| SOYA | 0. | 0. | 0. | 0. | 0. | 0. | 0. | 0. | 0. | 0. | 0. | 0. | 0. | 0. | 0. |
| SORGO GRA | 0. | 0. | 0. | 0. | 0. | 0. | 0. | 0. | 0. | 0. | 0. | 0. | 0. | 0. | 0. |
| MAIZ AMARO | 0. | 0. | 0. | 0. | 0. | 0. | 0. | 0. | 0. | 0. | 0. | 0. | 0. | 0. | 0. |
| CAFE | 15. | 16. | 14. | 15. | 16. | 16. | 16. | 12. | 13. | 14. | 8. | 8. | 0. | 0. | 0. |
| OTROS CULTI | 698. | 562. | 537. | 440. | 369. | 389. | 385. | 404. | 399. | 397. | 843. | 1008. | 545. | 126. | 382. |
| CERADA | 674. | 540. | 521. | 422. | 348. | 370. | 368. | 387. | 381. | 380. | 812. | 965. | 525. | 113. | 363. |
| PLATANO | 7. | 6. | 9. | 11. | 13. | 9. | 8. | 9. | 9. | 9. | 10. | 9. | 1. | 1. | 1. |
| YUCA | 0. | 0. | 0. | 0. | 0. | 0. | 0. | 0. | 0. | 0. | 0. | 0. | 0. | 0. | 0. |
| QUINUA | 14. | 13. | 4. | 5. | 5. | 6. | 6. | 6. | 6. | 6. | 19. | 27. | 13. | 7. | 11. |
| LIMON | 1. | 1. | 1. | 2. | 2. | 2. | 2. | 2. | 2. | 2. | 2. | 2. | 2. | 1. | 1. |
| MANZANO | 3. | 2. | 1. | 1. | 1. | 1. | 1. | 1. | 1. | 1. | 1. | 5. | 5. | 5. | 5. |
| VIT | 0. | 0. | 0. | 0. | 0. | 0. | 0. | 0. | 0. | 0. | 0. | 0. | 0. | 0. | 0. |
| MAIZ GRA | 1042. | 973. | 827. | 853. | 924. | 870. | 949. | 766. | 804. | 794. | 467. | 560. | 607. | 156. | 0. |




SERIE HISTORICA DEL VALOR BRUTO DE LA PRODUCCION DE LOS CULTIVOS MAS IMPORTANTES : 1970-1984

REGION AGRARIA AYACUCHO

(MILL.SOL PREC 79 DE C/REGION)

| ANOS | 1970 | 1971 | 1972 | 1973 | 1974 | 1975 | 1976 | 1977 | 1978 | 1979 | 1980 | 1981 | 1982 | 1983 | 1984 |
|-------------|-------|-------|-------|-------|-------|-------|-------|-------|-------|-------|-------|-------|-------|-------|-------|
| TOTAL | 5645. | 5603. | 6138. | 6144. | 6285. | 6465. | 6424. | 5991. | 6365. | 6855. | 4835. | 5330. | 6061. | 3431. | 4169. |
| TOTAL PROGR | 4665. | 4678. | 5264. | 5293. | 5442. | 5591. | 5592. | 5048. | 5366. | 5792. | 4322. | 4945. | 5660. | 3186. | 3940. |
| TOT CON INM | 2706. | 2633. | 2713. | 2761. | 2848. | 2841. | 2928. | 2616. | 2617. | 2646. | 1773. | 2510. | 2642. | 765. | 1003. |
| ARROZ CASC | 11. | 14. | 11. | 15. | 17. | 15. | 20. | 17. | 22. | 24. | 12. | 15. | 20. | 54. | 60.4. |
| MAIZ AMILLO | 959. | 912. | 1009. | 1047. | 1075. | 1003. | 1145. | 1053. | 1034. | 1034. | 462. | 704. | 766. | 228. | 285. |
| FRIJOL GRA | 15. | 14. | 20. | 28. | 31. | 26. | 25. | 21. | 20. | 20. | 38. | 36. | 40. | 28. | 28. |
| PAPA | 1164. | 1173. | 1237. | 1203. | 1234. | 1291. | 1239. | 1288. | 1327. | 1343. | 1116. | 1419. | 1533. | 496. | 514. |
| TRIGO | 357. | 317. | 436. | 469. | 471. | 506. | 499. | 257. | 215. | 220. | 147. | 336. | 284. | 57. | 122. |
| TOT CON IND | 1959. | 2045. | 2551. | 2532. | 2595. | 2750. | 2563. | 2432. | 2749. | 3146. | 2549. | 2436. | 3018. | 2421. | 2937. |
| ALGODON | 10. | 13. | 8. | 12. | 13. | 7. | 10. | 4. | 2. | 2. | 0. | 0. | 0. | 0. | 0. |
| CABA DE AZ | 0. | 0. | 0. | 0. | 0. | 0. | 0. | 0. | 0. | 0. | 0. | 0. | 0. | 0. | 0. |
| SOYA | 0. | 0. | 0. | 0. | 0. | 0. | 0. | 0. | 0. | 0. | 0. | 0. | 0. | 0. | 0. |
| SONGO GRA | 0. | 0. | 0. | 0. | 0. | 0. | 0. | 0. | 0. | 0. | 0. | 0. | 0. | 0. | 0. |
| MAIZ AMARO | 32. | 29. | 27. | 32. | 32. | 48. | 58. | 50. | 46. | 52. | 99. | 113. | 93. | 179. | 126. |
| CAFE | 938. | 1074. | 1642. | 1638. | 1706. | 1820. | 1764. | 1435. | 1701. | 2024. | 1936. | 1937. | 2523. | 1997. | 2583. |
| OTROS CULTI | 980. | 925. | 874. | 850. | 843. | 875. | 832. | 943. | 999. | 1063. | 514. | 385. | 401. | 246. | 229. |
| CEBADA | 637. | 601. | 612. | 580. | 562. | 595. | 595. | 620. | 651. | 682. | 449. | 305. | 311. | 80. | 80. |
| PLATANO | 62. | 60. | 56. | 65. | 68. | 74. | 76. | 138. | 152. | 160. | 26. | 24. | 37. | 60. | 60. |
| YUCA | 203. | 189. | 150. | 155. | 160. | 158. | 112. | 145. | 157. | 187. | 26. | 20. | 44. | 97. | 81. |
| QUINUA | 26. | 23. | 19. | 18. | 10. | 11. | 14. | 8. | 9. | 9. | 8. | 11. | 6. | 5. | 5. |
| LIMON | 17. | 17. | 13. | 17. | 17. | 19. | 17. | 15. | 16. | 16. | 3. | 13. | 1. | 1. | 1. |
| MANZANO | 17. | 17. | 10. | 10. | 10. | 10. | 10. | 10. | 10. | 10. | 10. | 10. | 10. | 10. | 10. |
| VTO | 20. | 18. | 15. | 15. | 16. | 10. | 10. | 9. | 9. | 9. | 1. | 1. | 1. | 1. | 1. |
| MILL. GRA | 982. | 934. | 1023. | 1068. | 1095. | 1051. | 1203. | 1101. | 1076. | 1088. | 602. | 860. | 888. | 498. | 0. |



MINISTERIO DE AGRICULTURA
 OFICINA SECTORIAL DE ESTADÍSTICA
 OFICINA DE ESTADÍSTICA AGRPECUARIA

FECHA 26/02/84


CUADRO V.6.19

PAG 19

SERIE HISTORICA DEL VALOR BRUTO DE LA PRODUCCION DE LOS CULTIVOS MAS IMPORTANTES : 1970-1984

REGION AGRARIA APURIMAC
 (MILL-SOL PREC 79 DE C/REGION)

| ANOS | 1970 | 1971 | 1972 | 1973 | 1974 | 1975 | 1976 | 1977 | 1978 | 1979 | 1980 | 1981 | 1982 | 1983 | 1984 |
|-------------|-------|-------|-------|-------|-------|-------|-------|-------|-------|-------|-------|-------|-------|-------|-------|
| TOTAL | 3718. | 4207. | 4166. | 4676. | 4466. | 3736. | 3937. | 3805. | 4037. | 3879. | 3023. | 3619. | 6526. | 1843. | 3071. |
| TOTAL PROGR | 3568. | 4050. | 4317. | 4502. | 4324. | 3566. | 3774. | 3660. | 3889. | 3744. | 2818. | 3413. | 6298. | 1739. | 2876. |
| TOT COM MUN | 3419. | 3893. | 3869. | 4328. | 4182. | 3396. | 3611. | 3479. | 3705. | 3578. | 2597. | 3189. | 6059. | 1622. | 2662. |
| ARROZ CASC | 0. | 0. | 0. | 0. | 0. | 0. | 0. | 0. | 0. | 0. | 0. | 0. | 0. | 0. | 0. |
| MAIZ AMILLO | 630. | 704. | 696. | 669. | 656. | 671. | 747. | 627. | 627. | 634. | 386. | 484. | 3238. | 339. | 640. |
| FRIJOL GRA | 2639. | 3040. | 40. | 3471. | 3360. | 67. | 67. | 57. | 61. | 68. | 377. | 112. | 107. | 65. | 718. |
| PAPA | 104. | 114. | 2992. | 3472. | 115. | 2550. | 2881. | 2682. | 2902. | 2739. | 2052. | 2475. | 2601. | 1203. | 1881. |
| TRIGO | 0. | 0. | 141. | 145. | 0. | 128. | 116. | 114. | 115. | 116. | 82. | 118. | 113. | 15. | 65. |
| TOT CON IMO | 150. | 157. | 149. | 174. | 142. | 170. | 163. | 181. | 164. | 166. | 221. | 225. | 240. | 117. | 213. |
| ALGODON | 0. | 0. | 0. | 0. | 0. | 0. | 0. | 0. | 0. | 0. | 0. | 0. | 0. | 0. | 0. |
| CABA DE AZ | 0. | 0. | 0. | 0. | 0. | 0. | 0. | 0. | 0. | 0. | 0. | 0. | 0. | 0. | 0. |
| SOYA | 0. | 0. | 0. | 0. | 0. | 0. | 0. | 0. | 0. | 0. | 0. | 0. | 0. | 0. | 0. |
| SORGO GRA | 0. | 0. | 0. | 0. | 0. | 0. | 0. | 0. | 0. | 0. | 0. | 0. | 0. | 0. | 0. |
| MAIZ AMAR | 0. | 0. | 0. | 0. | 0. | 0. | 36. | 37. | 36. | 31. | 16. | 19. | 12. | 13. | 18. |
| CAFE | 0. | 0. | 0. | 0. | 0. | 0. | 0. | 0. | 0. | 0. | 0. | 0. | 0. | 0. | 0. |
| OTROS CULTI | 150. | 157. | 149. | 174. | 142. | 170. | 163. | 144. | 148. | 135. | 205. | 206. | 228. | 104. | 195. |
| CEBADA | 105. | 102. | 95. | 112. | 85. | 103. | 107. | 97. | 103. | 95. | 156. | 147. | 190. | 72. | 167. |
| PLAYANO | 4. | 4. | 5. | 5. | 5. | 7. | 5. | 5. | 5. | 5. | 3. | 4. | 3. | 3. | 3. |
| YUCA | 3. | 4. | 7. | 7. | 11. | 11. | 6. | 7. | 6. | 6. | 3. | 12. | 3. | 7. | 2. |
| QUINUA | 8. | 8. | 7. | 10. | 7. | 8. | 10. | 9. | 10. | 10. | 14. | 26. | 15. | 13. | 10. |
| LIMON | 5. | 5. | 6. | 6. | 5. | 5. | 5. | 5. | 5. | 5. | 3. | 5. | 5. | 5. | 5. |
| MANZANO | 25. | 35. | 5. | 16. | 35. | 6. | 32. | 27. | 19. | 15. | 21. | 10. | 9. | 8. | 6. |
| VIO | 22. | 1. | 2. | 2. | 2. | 1. | 1. | 1. | 1. | 1. | 1. | 2. | 1. | 1. | 1. |
| MAIZ GRA | 634. | 708. | 700. | 673. | 660. | 675. | 752. | 662. | 662. | 665. | 402. | 503. | 3267. | 353. | 0. |



SERIE HISTORICA DEL VALOR BRUTO DE LA PRODUCCION DE LOS CULTIVOS MAS IMPORTANTES : 1970-1984

REGION AGRARIA LUZCO

(MILL.SOL PREC 79 DE C/REGION)

| ANOS | 1970 | 1971 | 1972 | 1973 | 1974 | 1975 | 1976 | 1977 | 1978 | 1979 | 1980 | 1981 | 1982 | 1983 | 1984 |
|-------------|--------|--------|--------|--------|--------|--------|--------|--------|--------|--------|--------|--------|--------|--------|--------|
| TOTAL | 12329. | 12482. | 13200. | 13191. | 13412. | 12394. | 12937. | 14392. | 14540. | 15472. | 16816. | 18586. | 15431. | 12945. | 12983. |
| TOTAL PROGR | 10267. | 10539. | 11187. | 11123. | 11351. | 10745. | 11316. | 12824. | 12944. | 13825. | 14722. | 16265. | 14671. | 11553. | 11792. |
| TOT CON MUN | 6344. | 5500. | 6269. | 6121. | 6378. | 6116. | 6567. | 6866. | 6645. | 6830. | 7880. | 9223. | 9471. | 6248. | 7115. |
| ARROZ CASC | 111. | 69. | 65. | 68. | 43. | 37. | 67. | 62. | 68. | 71. | 98. | 98. | 110. | 119. | 98. |
| MAIZ AMILLO | 1493. | 1393. | 1802. | 1702. | 1696. | 1197. | 1390. | 1300. | 1288. | 1292. | 1555. | 1816. | 1713. | 1276. | 1509. |
| FRIJOL GRA | 14. | 13. | 15. | 17. | 16. | 27. | 25. | 27. | 25. | 24. | 25. | 22. | 25. | 28. | 30. |
| PAPA | 4579. | 3886. | 4187. | 4143. | 4418. | 4640. | 4876. | 5253. | 5053. | 5233. | 5822. | 6991. | 7321. | 4634. | 5237. |
| TRIGO | 147. | 139. | 201. | 191. | 204. | 215. | 209. | 224. | 210. | 210. | 320. | 296. | 302. | 189. | 242. |
| TOT CON IND | 3923. | 5040. | 4918. | 5002. | 4973. | 4629. | 4751. | 5958. | 6300. | 6995. | 6841. | 7042. | 5199. | 5306. | 4678. |
| ALGODON | 0. | 0. | 0. | 0. | 0. | 0. | 0. | 0. | 0. | 0. | 0. | 0. | 0. | 0. | 0. |
| CARA DE AZ | 0. | 0. | 0. | 0. | 0. | 0. | 0. | 0. | 0. | 0. | 0. | 0. | 0. | 0. | 0. |
| SOYA | 0. | 0. | 0. | 0. | 0. | 0. | 0. | 0. | 0. | 0. | 0. | 0. | 0. | 0. | 0. |
| SORGO GRA. | 216. | 308. | 217. | 246. | 207. | 250. | 298. | 245. | 249. | 253. | 549. | 576. | 459. | 395. | 352. |
| MAIZ AMAR. | 1646. | 2789. | 2688. | 2688. | 2705. | 2730. | 2835. | 4144. | 4455. | 5094. | 4196. | 4144. | 3979. | 3518. | 3133. |
| CAFE | | | | | | | | | | | | | | | |
| OTROS CULTI | 2061. | 1942. | 2013. | 2068. | 2061. | 1649. | 1619. | 1568. | 1595. | 1647. | 2094. | 2322. | 761. | 1392. | 1191. |
| CEBADA | 487. | 355. | 399. | 425. | 398. | 377. | 379. | 303. | 278. | 274. | 433. | 431. | 357. | 207. | 368. |
| PLATANO | 446. | 436. | 466. | 483. | 502. | 461. | 458. | 342. | 365. | 388. | 367. | 296. | 58. | 250. | 351. |
| YUCA | 1017. | 1035. | 1066. | 1070. | 1040. | 709. | 678. | 846. | 879. | 916. | 1252. | 1580. | 332. | 921. | 458. |
| QUINUA | 20. | 16. | 7. | 17. | 41. | 35. | 37. | 17. | 15. | 16. | 27. | 4. | 6. | 8. | 0. |
| ALMON | 74. | 62. | 57. | 55. | 62. | 33. | 53. | 44. | 43. | 44. | 29. | 6. | 6. | 3. | 3. |
| MANZANO | 16. | 18. | 18. | 18. | 18. | 14. | 14. | 14. | 14. | 9. | 4. | 3. | 3. | 3. | 0. |
| VINO | 16. | 18. | 18. | 18. | 18. | 14. | 14. | 14. | 14. | 9. | 4. | 3. | 3. | 3. | 0. |
| MAIZ GRA | 1701. | 1705. | 2004. | 1939. | 1890. | 1448. | 1590. | 1544. | 1537. | 1545. | 2130. | 2416. | 2185. | 1686. | 0. |

Handwritten text, possibly bleed-through from the reverse side of the page, appearing as a vertical column of characters on the right edge.

FECHA 26/02/84

CUADRO V.6.21

PAG 21

SERIE HISTORICA DEL VALOR BRUTO DE LA PRODUCCION DE LOS CULTIVOS MAS IMPORTANTES : 1970-1984

REGION AGRARIA PUNO

(MILL.SOL PREC 79 DE C/REGION)

| ANOS | 1970 | 1971 | 1972 | 1973 | 1974 | 1975 | 1976 | 1977 | 1978 | 1979 | 1980 | 1981 | 1982 | 1983 | 1984 |
|-------------|-------|-------|-------|-------|-------|-------|-------|-------|-------|-------|-------|-------|--------|-------|-------|
| TOTAL | 8449. | 9741. | 9124. | 8751. | 8068. | 7751. | 7796. | 7146. | 8767. | 8640. | 7420. | 7768. | 10237. | 2413. | 4955. |
| TOTAL PROGR | 7786. | 9030. | 8308. | 7881. | 7279. | 6880. | 6917. | 6252. | 7943. | 7870. | 6437. | 6955. | 9053. | 1881. | 3980. |
| TOT COM HUM | 6170. | 6945. | 6537. | 6073. | 5592. | 5480. | 5568. | 4885. | 6526. | 6326. | 4723. | 5415. | 7090. | 800. | 2544. |
| ARROZ CASC | 6. | 6. | 4. | 3. | 4. | 6. | 6. | 9. | 9. | 8. | 14. | 20. | 17. | 12. | 14. |
| MAIZ AMILA | 36. | 43. | 39. | 31. | 35. | 26. | 16. | 34. | 47. | 46. | 33. | 38. | 49. | 33. | 37. |
| FRIJOL GRA | 2. | 2. | 1. | 2. | 2. | 1. | 1. | 1. | 1. | 1. | 0. | 0. | 0. | 0. | 0. |
| PAPA | 6122. | 6896. | 6488. | 6032. | 5508. | 5441. | 5538. | 4838. | 6463. | 6268. | 4676. | 5357. | 7019. | 751. | 2483. |
| TRIGO | 4. | 3. | 5. | 5. | 4. | 6. | 4. | 3. | 4. | 4. | 0. | 0. | 7. | 4. | 8. |
| TOT COM IND | 1616. | 2085. | 1771. | 1808. | 1727. | 1400. | 1349. | 1368. | 1417. | 1544. | 1714. | 1540. | 1963. | 1080. | 1436. |
| ALGODON | 0. | 0. | 0. | 0. | 0. | 0. | 0. | 0. | 0. | 0. | 0. | 0. | 0. | 0. | 0. |
| CANA DE AZ | 0. | 0. | 0. | 0. | 0. | 0. | 0. | 0. | 0. | 0. | 0. | 0. | 0. | 0. | 0. |
| SOYA | 0. | 0. | 0. | 0. | 0. | 0. | 0. | 0. | 0. | 0. | 0. | 0. | 0. | 0. | 0. |
| SORGO GRA | 0. | 0. | 0. | 0. | 0. | 0. | 0. | 0. | 0. | 0. | 0. | 0. | 0. | 0. | 0. |
| MAIZ AMARO | 53. | 54. | 55. | 75. | 74. | 80. | 105. | 54. | 47. | 54. | 68. | 57. | 68. | 54. | 57. |
| CAFE | 900. | 1320. | 900. | 864. | 864. | 448. | 165. | 420. | 546. | 720. | 663. | 669. | 711. | 494. | 403. |
| OTROS CULTI | 663. | 711. | 816. | 870. | 789. | 872. | 880. | 894. | 824. | 770. | 983. | 813. | 1183. | 532. | 975. |
| CEBADA | 189. | 199. | 339. | 385. | 345. | 346. | 348. | 326. | 290. | 310. | 357. | 302. | 539. | 188. | 357. |
| PLATANO | 137. | 149. | 164. | 146. | 142. | 162. | 169. | 147. | 137. | 114. | 95. | 143. | 96. | 156. | 200. |
| YUCA | 114. | 163. | 88. | 80. | 88. | 73. | 66. | 52. | 41. | 34. | 14. | 20. | 23. | 25. | 25. |
| QUINUA | 222. | 198. | 222. | 256. | 212. | 287. | 294. | 367. | 354. | 311. | 514. | 345. | 523. | 161. | 390. |
| LIMON | 2. | 2. | 3. | 3. | 3. | 4. | 3. | 3. | 2. | 2. | 2. | 2. | 3. | 3. | 3. |
| MANZANO | 0. | 0. | 0. | 0. | 0. | 0. | 0. | 0. | 0. | 0. | 0. | 0. | 0. | 0. | 0. |
| VIO | 0. | 0. | 0. | 0. | 0. | 0. | 0. | 0. | 0. | 0. | 0. | 0. | 0. | 0. | 0. |
| MAIZ GRA | 89. | 97. | 94. | 104. | 107. | 105. | 118. | 87. | 95. | 99. | 100. | 95. | 117. | 87. | 0. |

Handwritten text, possibly bleed-through from the reverse side of the page, running vertically along the right edge.

MINISTERIO DE AGRICULTURA
 OFICINA NACIONAL DE ESTADÍSTICA
 OFICINA DE ESTADÍSTICA AGRPECUARIA

FECHA 26/02/84

PAG 22

CUADRO V.6.22

SERIE HISTORICA DEL VALOR BRUTO DE LA PRODUCCION DE LOS CULTIVOS MAS IMPORTANTES : 1970-1984

REGION AGRARIA LORETO
 (MILL.SOL PREC 79 DE C/REGION)

| | 1970 | 1971 | 1972 | 1973 | 1974 | 1975 | 1976 | 1977 | 1978 | 1979 | 1980 | 1981 | 1982 | 1983 | 1984 |
|-------------|--------|--------|-------|-------|-------|-------|-------|-------|-------|-------|-------|-------|-------|-------|-------|
| AROS | 12175. | 13457. | 9655. | 9443. | 9216. | 8349. | 9343. | 8587. | 8695. | 9450. | 6758. | 6163. | 5728. | 7736. | 6823. |
| TOTAL | 12175. | 13457. | 9655. | 9443. | 9216. | 8349. | 9343. | 8587. | 8695. | 9450. | 6758. | 6163. | 5728. | 7736. | 6823. |
| TOTAL PROGR | 7332. | 7948. | 5747. | 5649. | 5436. | 4847. | 5489. | 5211. | 5267. | 5968. | 4292. | 4497. | 4353. | 5758. | 5090. |
| TOT CON HUM | 2047. | 2094. | 1472. | 1440. | 1222. | 1175. | 1302. | 1739. | 1659. | 2315. | 1581. | 2596. | 2646. | 3326. | 3110. |
| ARROZ CASC | 1908. | 1948. | 1346. | 1245. | 1024. | 1030. | 1140. | 1644. | 1549. | 2221. | 1490. | 2504. | 2536. | 3194. | 2991. |
| MAIZ AMIL | 0. | 0. | 0. | 0. | 0. | 0. | 0. | 11. | 23. | 71. | 0. | 0. | 0. | 0. | 0. |
| FRIJOL GRA | 139. | 146. | 126. | 194. | 199. | 143. | 162. | 84. | 83. | 73. | 91. | 92. | 110. | 132. | 119. |
| PAPA | 0. | 0. | 0. | 0. | 0. | 0. | 0. | 0. | 0. | 0. | 0. | 0. | 0. | 0. | 0. |
| TRIGO | 0. | 0. | 0. | 0. | 0. | 0. | 0. | 0. | 0. | 0. | 0. | 0. | 0. | 0. | 0. |
| TOT CON IND | 5285. | 5853. | 4275. | 4210. | 4214. | 3671. | 4187. | 3472. | 3612. | 3653. | 2712. | 1901. | 1708. | 2432. | 1980. |
| ALGODON | 0. | 0. | 0. | 0. | 0. | 0. | 0. | 0. | 0. | 0. | 0. | 0. | 0. | 0. | 0. |
| CANA DE AZ | 0. | 0. | 0. | 0. | 0. | 0. | 0. | 0. | 0. | 0. | 0. | 0. | 0. | 0. | 0. |
| SOYA | 0. | 1. | 1. | 1. | 0. | 2. | 1. | 1. | 1. | 2. | 0. | 0. | 0. | 0. | 0. |
| SORGO GRA | 378. | 283. | 310. | 366. | 385. | 117. | 283. | 63. | 150. | 139. | 215. | 204. | 292. | 418. | 243. |
| MAIZ AMAR | 64. | 61. | 56. | 49. | 49. | 50. | 50. | 32. | 32. | 32. | 32. | 30. | 40. | 36. | 4. |
| CAFE | 0. | 0. | 0. | 0. | 0. | 0. | 0. | 0. | 0. | 0. | 0. | 0. | 0. | 0. | 0. |
| OTROS CULTI | 4843. | 5509. | 3908. | 3793. | 3779. | 3503. | 3854. | 3376. | 3429. | 3481. | 2465. | 1667. | 1375. | 1978. | 1733. |
| CENADA | 2587. | 3276. | 1860. | 1922. | 1680. | 1740. | 1740. | 1400. | 1740. | 1680. | 810. | 542. | 583. | 812. | 735. |
| PLATANO | 2160. | 3100. | 1884. | 1941. | 1932. | 1582. | 1936. | 1430. | 1540. | 1680. | 1588. | 1028. | 733. | 1122. | 942. |
| YUCA | 0. | 0. | 0. | 0. | 0. | 0. | 0. | 0. | 0. | 0. | 0. | 0. | 0. | 0. | 0. |
| QUINUA | 96. | 133. | 164. | 161. | 167. | 181. | 178. | 146. | 149. | 151. | 68. | 99. | 59. | 38. | 56. |
| LIRION | 0. | 0. | 0. | 0. | 0. | 0. | 0. | 0. | 0. | 0. | 0. | 0. | 0. | 0. | 0. |
| MANZANO | 0. | 0. | 0. | 0. | 0. | 0. | 0. | 0. | 0. | 0. | 0. | 0. | 0. | 0. | 0. |
| VINO | 0. | 0. | 0. | 0. | 0. | 0. | 0. | 0. | 0. | 0. | 0. | 0. | 0. | 0. | 0. |
| MAIZ GRA | 376. | 281. | 308. | 363. | 382. | 116. | 281. | 75. | 174. | 161. | 213. | 203. | 290. | 415. | 0. |

1
2
3
4
5
6
7
8
9
10
11
12
13
14
15
16
17
18
19
20
21
22
23
24
25
26
27
28
29
30
31
32
33
34
35
36
37
38
39
40
41
42
43
44
45
46
47
48
49
50
51
52
53
54
55
56
57
58
59
60
61
62
63
64
65
66
67
68
69
70
71
72
73
74
75
76
77
78
79
80
81
82
83
84
85
86
87
88
89
90
91
92
93
94
95
96
97
98
99
100

SERIE HISTORICA DEL VALOR BRUTO DE LA PRODUCCION DE LOS CULTIVOS MAS IMPORTANTES : 1970-1984

REGION AGRARIA UCAYALI

(MILL.SOL PREC 79 DE C/REGION)

| | 1970 | 1971 | 1972 | 1973 | 1974 | 1975 | 1976 | 1977 | 1978 | 1979 | 1980 | 1981 | 1982 | 1983 | 1984 |
|-------------|------|------|------|------|------|------|------|------|------|------|------|------|------|------|------|
| TOTAL | 0. | 0. | 0. | 0. | 0. | 0. | 0. | 0. | 0. | 0. | 0. | 0. | 0. | 0. | 0. |
| TOTAL PROGR | 0. | 0. | 0. | 0. | 0. | 0. | 0. | 0. | 0. | 0. | 0. | 0. | 0. | 0. | 0. |
| TOT COM HUM | 0. | 0. | 0. | 0. | 0. | 0. | 0. | 0. | 0. | 0. | 0. | 0. | 0. | 0. | 0. |
| ARROZ CASO | 0. | 0. | 0. | 0. | 0. | 0. | 0. | 0. | 0. | 0. | 0. | 0. | 0. | 0. | 0. |
| MAIZ AMILG | 0. | 0. | 0. | 0. | 0. | 0. | 0. | 0. | 0. | 0. | 0. | 0. | 0. | 0. | 0. |
| FRIJOL GRA | 0. | 0. | 0. | 0. | 0. | 0. | 0. | 0. | 0. | 0. | 0. | 0. | 0. | 0. | 0. |
| PAPA | 0. | 0. | 0. | 0. | 0. | 0. | 0. | 0. | 0. | 0. | 0. | 0. | 0. | 0. | 0. |
| TRIGO | 0. | 0. | 0. | 0. | 0. | 0. | 0. | 0. | 0. | 0. | 0. | 0. | 0. | 0. | 0. |
| TOT COM IND | 0. | 0. | 0. | 0. | 0. | 0. | 0. | 0. | 0. | 0. | 0. | 0. | 0. | 0. | 0. |
| ALGODON | 0. | 0. | 0. | 0. | 0. | 0. | 0. | 0. | 0. | 0. | 0. | 0. | 0. | 0. | 0. |
| CANA DE AZ | 0. | 0. | 0. | 0. | 0. | 0. | 0. | 0. | 0. | 0. | 0. | 0. | 0. | 0. | 0. |
| SOYA | 0. | 0. | 0. | 0. | 0. | 0. | 0. | 0. | 0. | 0. | 0. | 0. | 0. | 0. | 0. |
| SORGO GRA | 0. | 0. | 0. | 0. | 0. | 0. | 0. | 0. | 0. | 0. | 0. | 0. | 0. | 0. | 0. |
| MAIZ AMAR | 0. | 0. | 0. | 0. | 0. | 0. | 0. | 0. | 0. | 0. | 0. | 0. | 0. | 0. | 0. |
| CAFE | 0. | 0. | 0. | 0. | 0. | 0. | 0. | 0. | 0. | 0. | 0. | 0. | 0. | 0. | 0. |
| OTROS CULTI | 0. | 0. | 0. | 0. | 0. | 0. | 0. | 0. | 0. | 0. | 0. | 0. | 0. | 0. | 0. |
| CEBADA | 0. | 0. | 0. | 0. | 0. | 0. | 0. | 0. | 0. | 0. | 0. | 0. | 0. | 0. | 0. |
| PLATANO | 0. | 0. | 0. | 0. | 0. | 0. | 0. | 0. | 0. | 0. | 0. | 0. | 0. | 0. | 0. |
| YUCA | 0. | 0. | 0. | 0. | 0. | 0. | 0. | 0. | 0. | 0. | 0. | 0. | 0. | 0. | 0. |
| QUINUA | 0. | 0. | 0. | 0. | 0. | 0. | 0. | 0. | 0. | 0. | 0. | 0. | 0. | 0. | 0. |
| MAIZ | 0. | 0. | 0. | 0. | 0. | 0. | 0. | 0. | 0. | 0. | 0. | 0. | 0. | 0. | 0. |
| MAIZANO | 0. | 0. | 0. | 0. | 0. | 0. | 0. | 0. | 0. | 0. | 0. | 0. | 0. | 0. | 0. |
| VINO | 0. | 0. | 0. | 0. | 0. | 0. | 0. | 0. | 0. | 0. | 0. | 0. | 0. | 0. | 0. |
| MAIZ GRA | 0. | 0. | 0. | 0. | 0. | 0. | 0. | 0. | 0. | 0. | 0. | 0. | 0. | 0. | 0. |

1
2
3
4
5
6
7
8
9
10
11
12
13
14
15
16
17
18
19
20
21
22
23
24
25
26
27
28
29
30
31
32
33
34
35
36
37
38
39
40
41
42
43
44
45
46
47
48
49
50
51
52
53
54
55
56
57
58
59
60
61
62
63
64
65
66
67
68
69
70
71
72
73
74
75
76
77
78
79
80
81
82
83
84
85
86
87
88
89
90
91
92
93
94
95
96
97
98
99
100


SERIE HISTORICA DEL VALOR BRUTO DE LA PRODUCCION DE LOS CULTIVOS MAS IMPORTANTES : 1970-1984

REGION AGRARIA MADRE DE DIOS

(MILL.SOL PREC 79 DE C/REGION)

| ANOS | 1970 | 1971 | 1972 | 1973 | 1974 | 1975 | 1976 | 1977 | 1978 | 1979 | 1980 | 1981 | 1982 | 1983 | 1984 |
|-------------|-------|-------|-------|-------|-------|-------|-------|-------|-------|-------|------|-------|-------|-------|------|
| TOTAL | 1092. | 1092. | 1090. | 1134. | 1143. | 1102. | 1161. | 1155. | 1150. | 1140. | 847. | 1168. | 1109. | 1402. | 808. |
| TOTAL PROGR | 653. | 697. | 639. | 678. | 679. | 637. | 573. | 695. | 700. | 674. | 503. | 739. | 690. | 830. | 990. |
| TOT CON MUN | 209. | 250. | 177. | 170. | 163. | 118. | 126. | 184. | 199. | 163. | 115. | 259. | 227. | 206. | 254. |
| ARROZ CASC | 193. | 230. | 162. | 151. | 144. | 99. | 108. | 167. | 180. | 144. | 114. | 259. | 209. | 206. | 245. |
| MAIZ AMIL | 0. | 0. | 0. | 0. | 0. | 0. | 0. | 0. | 0. | 0. | 0. | 0. | 0. | 0. | 0. |
| FRIJOL GRA | 16. | 20. | 15. | 19. | 19. | 19. | 18. | 17. | 19. | 19. | 1. | 0. | 19. | 0. | 0. |
| PAPA | 0. | 0. | 0. | 0. | 0. | 0. | 0. | 0. | 0. | 0. | 0. | 0. | 0. | 0. | 0. |
| TRIGO | 0. | 0. | 0. | 0. | 0. | 0. | 0. | 0. | 0. | 0. | 0. | 0. | 0. | 0. | 0. |
| TOT CON IND | 444. | 447. | 462. | 508. | 516. | 519. | 547. | 511. | 501. | 511. | 388. | 481. | 462. | 623. | 737. |
| ALGODON | 0. | 0. | 0. | 0. | 0. | 0. | 0. | 0. | 0. | 0. | 0. | 0. | 0. | 0. | 0. |
| CARA DE AZ | 0. | 0. | 0. | 0. | 0. | 0. | 0. | 0. | 0. | 0. | 0. | 0. | 0. | 0. | 0. |
| SOYA | 0. | 0. | 0. | 0. | 0. | 0. | 0. | 0. | 0. | 0. | 0. | 0. | 0. | 0. | 0. |
| SURCO GRA | 16. | 16. | 17. | 18. | 16. | 18. | 18. | 15. | 16. | 18. | 17. | 27. | 22. | 27. | 35. |
| MAIZ AMAR | 30. | 36. | 34. | 37. | 37. | 40. | 41. | 37. | 35. | 27. | 27. | 26. | 21. | 24. | 32. |
| OTROS CULTI | 399. | 396. | 411. | 456. | 464. | 463. | 488. | 460. | 450. | 466. | 344. | 428. | 420. | 573. | 669. |
| CEBADA | 0. | 0. | 0. | 0. | 0. | 0. | 0. | 0. | 0. | 0. | 0. | 0. | 0. | 0. | 0. |
| PLATANO | 176. | 197. | 191. | 172. | 168. | 175. | 175. | 164. | 172. | 172. | 172. | 172. | 216. | 312. | 380. |
| YUCA | 214. | 220. | 235. | 274. | 286. | 279. | 302. | 286. | 269. | 266. | 168. | 252. | 199. | 312. | 380. |
| QUINUA | 0. | 0. | 0. | 0. | 0. | 0. | 0. | 0. | 0. | 0. | 0. | 0. | 0. | 0. | 0. |
| LIMON | 8. | 8. | 9. | 10. | 10. | 11. | 11. | 10. | 10. | 9. | 4. | 4. | 5. | 4. | 4. |
| MAIZANO | 0. | 0. | 0. | 0. | 0. | 0. | 0. | 0. | 0. | 0. | 0. | 0. | 0. | 0. | 0. |
| VID | 0. | 0. | 0. | 0. | 0. | 0. | 0. | 0. | 0. | 0. | 0. | 0. | 0. | 0. | 0. |
| MAIZ GRA | 16. | 16. | 17. | 15. | 16. | 15. | 18. | 15. | 16. | 18. | 17. | 27. | 22. | 27. | 0. |

SERIE HISTORICA DE SUPERFICIE
COSECHADA DE LOS CULTIVOS
MAS IMPORTANTES
1970 - 1984




CUADRO V.7.1

SERIE HISTORICA DE SUPERFICIE COSECHADA DE LOS CULTIVOS MAS IMPORTANTES : 1970-1984

CULTIVO ARKOZ
 =====
 (HAS.)

| | 1970 | 1971 | 1972 | 1973 | 1974 | 1975 | 1976 | 1977 | 1978 | 1979 | 1980 | 1981 | 1982 | 1983 | 1984 |
|-------------|--------|--------|--------|--------|--------|--------|--------|--------|--------|--------|-------|--------|--------|--------|--------|
| TOT. NACION | 140395 | 147340 | 118055 | 117805 | 115755 | 122480 | 133165 | 134356 | 114274 | 121445 | 95939 | 151213 | 169413 | 195196 | 249500 |
| TUMBES | 3600 | 3680 | 3105 | 2000 | 3010 | 2220 | 2500 | 2930 | 3184 | 3108 | 3442 | 3575 | 4370 | 1290 | 4414 |
| PIURA | 19000 | 21900 | 11500 | 16300 | 14500 | 16160 | 18080 | 18000 | 17170 | 17275 | 19372 | 23404 | 29766 | 17490 | 35834 |
| LAMBAYEQUE | 25600 | 26680 | 25960 | 26735 | 29125 | 29995 | 35255 | 35731 | 19800 | 21100 | 3655 | 20910 | 24685 | 37028 | 51934 |
| LA LIBERTAD | 25650 | 24760 | 20985 | 21000 | 21000 | 22265 | 22570 | 21326 | 10659 | 16327 | 2413 | 21711 | 16921 | 25768 | 29515 |
| ANCASH | 1000 | 1490 | 920 | 920 | 650 | 410 | 380 | 335 | 320 | 514 | 985 | 1663 | 2119 | 3115 | 3024 |
| LIMA | 20 | 0 | 0 | 0 | 0 | 0 | 0 | 4 | 4 | 5 | 0 | 0 | 0 | 0 | 0 |
| ICA | 0 | 0 | 0 | 0 | 0 | 0 | 0 | 0 | 0 | 0 | 0 | 0 | 0 | 0 | 0 |
| AREQUIPA | 4600 | 5030 | 4740 | 4550 | 5240 | 5495 | 5920 | 7195 | 7505 | 8444 | 9252 | 9912 | 10735 | 10750 | 8656 |
| MOQUEGUA | 0 | 0 | 0 | 0 | 0 | 0 | 0 | 0 | 0 | 0 | 0 | 0 | 0 | 0 | 0 |
| TACNA | 0 | 0 | 0 | 0 | 0 | 0 | 0 | 0 | 0 | 0 | 0 | 0 | 0 | 0 | 0 |
| CAJAMARCA | 12445 | 13160 | 9750 | 9300 | 9920 | 12995 | 11700 | 8791 | 10947 | 11023 | 8454 | 11822 | 12249 | 15191 | 14276 |
| AMAZONAS | 11400 | 12150 | 12450 | 11420 | 12600 | 10970 | 13450 | 10700 | 10400 | 10800 | 11964 | 12175 | 13904 | 15207 | 18961 |
| SAN MARTIN | 11000 | 11600 | 8705 | 6570 | 4365 | 8340 | 7240 | 7201 | 11762 | 12574 | 12157 | 12646 | 19434 | 30854 | 42789 |
| HUANUCO | 1670 | 2110 | 2000 | 1890 | 1770 | 900 | 1220 | 750 | 630 | 600 | 1562 | 1187 | 976 | 542 | 871 |
| PASCO | 160 | 220 | 240 | 195 | 170 | 120 | 200 | 210 | 283 | 260 | 0 | 0 | 440 | 460 | 600 |
| JUNIN | 650 | 500 | 500 | 380 | 340 | 300 | 380 | 560 | 384 | 369 | 714 | 832 | 887 | 1049 | 933 |
| HUANCAPELIC | 0 | 0 | 0 | 0 | 0 | 0 | 0 | 0 | 0 | 0 | 0 | 0 | 0 | 0 | 0 |
| AYACULCHO | 230 | 260 | 205 | 250 | 295 | 270 | 360 | 300 | 360 | 400 | 164 | 200 | 265 | 695 | 795 |
| APURIMAC | 0 | 0 | 0 | 0 | 0 | 0 | 0 | 0 | 0 | 0 | 0 | 0 | 0 | 0 | 0 |
| CUZCO | 940 | 660 | 600 | 600 | 400 | 340 | 620 | 550 | 570 | 680 | 960 | 1060 | 1043 | 1237 | 900 |
| PUNO | 130 | 140 | 100 | 90 | 90 | 100 | 145 | 180 | 150 | 130 | 192 | 199 | 193 | 169 | 192 |
| LORETO | 20000 | 20200 | 14350 | 15200 | 10500 | 10800 | 11945 | 17633 | 13046 | 26236 | 18987 | 23360 | 22561 | 27258 | 27522 |
| UCAYALI | 0 | 0 | 0 | 0 | 0 | 0 | 0 | 0 | 0 | 0 | 0 | 0 | 0 | 0 | 0 |
| MADRE DE DI | 2300 | 4800 | 1950 | 1600 | 1720 | 1100 | 1200 | 1860 | 2000 | 1600 | 1662 | 2875 | 2271 | 2291 | 2726 |



CUADRO V.7.2

SERIE HISTORICA DE SUPERFICIE COSECHADA DE LOS CULTIVOS MAS IMPORTANTES : 1970-1984

CULTIVO MAIZ AMILACEO
 (HAS.)

| AÑOS | 1970 | 1971 | 1972 | 1973 | 1974 | 1975 | 1976 | 1977 | 1978 | 1979 | 1980 | 1981 | 1982 | 1983 | 1984 |
|-------------|--------|--------|--------|--------|--------|--------|--------|--------|--------|--------|--------|--------|--------|--------|--------|
| TOT. NACION | 228405 | 217415 | 229375 | 228625 | 229215 | 218775 | 221575 | 224225 | 214534 | 213771 | 155439 | 173563 | 203212 | 173769 | 181494 |
| TUMBES | 0 | 0 | 0 | 0 | 0 | 0 | 0 | 21 | 22 | 26 | 8 | 0 | 0 | 0 | 0 |
| PIURA | 13000 | 9070 | 9360 | 9315 | 9730 | 9805 | 9650 | 11930 | 7320 | 9438 | 7347 | 11271 | 10451 | 9805 | 8132 |
| LAMBAYEQUE | 1230 | 955 | 910 | 965 | 1200 | 1210 | 1200 | 3230 | 2920 | 1843 | 3066 | 2049 | 2012 | 2447 | 2266 |
| LA LIBERTAD | 13950 | 10910 | 14190 | 13880 | 13900 | 13500 | 13950 | 11360 | 9411 | 3706 | 2672 | 4698 | 4293 | 4716 | 4165 |
| ANCASH | 26400 | 23600 | 20270 | 22110 | 22600 | 21500 | 22200 | 2060 | 1920 | 14650 | 11881 | 15484 | 14746 | 13612 | 11289 |
| LIMA | 4760 | 3220 | 3405 | 3300 | 3335 | 2900 | 3000 | 2060 | 1570 | 2025 | 1994 | 745 | 898 | 890 | 927 |
| ICA | 40 | 20 | 54 | 100 | 170 | 180 | 150 | 1040 | 1570 | 1145 | 1525 | 1755 | 373 | 359 | 881 |
| AREQUIPA | 5000 | 4500 | 5000 | 4700 | 4610 | 4500 | 4865 | 5670 | 4815 | 4133 | 3414 | 3402 | 4047 | 3461 | 3473 |
| MUQUEGUA | 1100 | 1130 | 1165 | 1210 | 1070 | 1100 | 725 | 1065 | 1220 | 960 | 1161 | 891 | 928 | 1061 | 582 |
| TACNA | 1125 | 970 | 995 | 875 | 935 | 1050 | 585 | 1210 | 1330 | 1835 | 1859 | 1623 | 1506 | 1282 | 1208 |
| CAJAMARCA | 50200 | 51400 | 53000 | 53590 | 53400 | 52800 | 53000 | 55148 | 53454 | 57329 | 34400 | 47879 | 57012 | 54789 | 52300 |
| AMAZONAS | 9800 | 9250 | 11915 | 13390 | 12350 | 12500 | 12500 | 10147 | 8630 | 9712 | 11660 | 5948 | 18511 | 14400 | 18854 |
| SAN MARTIN | 0 | 0 | 0 | 0 | 0 | 0 | 0 | 200 | 200 | 200 | 0 | 0 | 0 | 0 | 0 |
| HUANUCO | 11000 | 11400 | 12300 | 11100 | 10650 | 10500 | 10500 | 7982 | 7328 | 8000 | 7607 | 6373 | 4291 | 6017 | 5421 |
| PASCO | 3500 | 2500 | 2240 | 2100 | 2000 | 2000 | 2000 | 2400 | 2200 | 2350 | 1836 | 2491 | 1635 | 1317 | 1826 |
| JUNIN | 12100 | 11790 | 11650 | 11550 | 10650 | 11210 | 11250 | 11008 | 12990 | 12432 | 11306 | 14547 | 13749 | 16018 | 15198 |
| HUANCABELIC | 17300 | 16600 | 15950 | 16300 | 19000 | 16600 | 16600 | 15175 | 15930 | 15730 | 9198 | 9943 | 9506 | 3442 | 10042 |
| AYACUCHO | 25000 | 24600 | 26500 | 27200 | 27900 | 25500 | 26500 | 24900 | 24500 | 24900 | 16541 | 15995 | 17877 | 12231 | 9354 |
| APURIMAC | 18200 | 20700 | 21900 | 19500 | 20100 | 19600 | 20200 | 19200 | 19250 | 19450 | 13528 | 12432 | 24287 | 11603 | 19081 |
| CUZCO | 13500 | 13500 | 17300 | 13350 | 15500 | 11320 | 12000 | 15930 | 15834 | 16850 | 13337 | 14634 | 15799 | 15072 | 15170 |
| PUNO | 1200 | 1400 | 1270 | 1100 | 1210 | 1000 | 600 | 1171 | 1540 | 1465 | 1099 | 1403 | 1292 | 1247 | 1325 |
| LORETO | 0 | 0 | 0 | 0 | 0 | 0 | 0 | 350 | 744 | 672 | 0 | 0 | 0 | 0 | 0 |
| UCAYALI | 0 | 0 | 0 | 0 | 0 | 0 | 0 | 0 | 0 | 0 | 0 | 0 | 0 | 0 | 0 |
| MADRE DE DI | 0 | 0 | 0 | 0 | 0 | 0 | 0 | 0 | 0 | 0 | 0 | 0 | 0 | 0 | 0 |

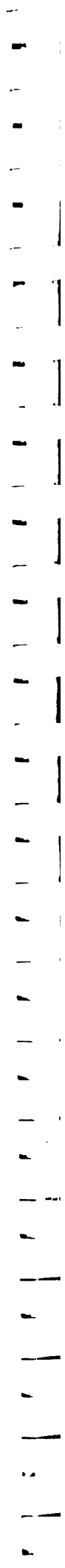


CUADRO V.7.3

SERIE HISTORICA DE SUPERFICIE COSECHADA DE LOS CULTIVOS MAS IMPORTANTES : 1970-1984

CULTIVO FRIJOL GRANO
 (HAS.)

| ANOS | 1970 | 1971 | 1972 | 1973 | 1974 | 1975 | 1976 | 1977 | 1978 | 1979 | 1980 | 1981 | 1982 | 1983 | 1984 |
|-------------|-------|-------|-------|-------|-------|-------|-------|-------|-------|-------|-------|-------|-------|-------|-------|
| TJT. NACION | 65780 | 60750 | 59385 | 60430 | 61945 | 61305 | 62555 | 59130 | 55714 | 57014 | 45032 | 49586 | 49928 | 45569 | 53012 |
| TUMBES | 15 | 10 | 10 | 30 | 10 | 20 | 20 | 20 | 20 | 22 | 6 | 2 | 0 | 0 | 0 |
| PIURA | 4900 | 4295 | 4750 | 4620 | 4570 | 4090 | 4930 | 3397 | 2944 | 4730 | 3930 | 4616 | 4044 | 3467 | 2897 |
| LAMBAYEQUE | 3000 | 1340 | 2120 | 2730 | 2515 | 1650 | 1760 | 2455 | 2252 | 1905 | 3294 | 2225 | 2364 | 858 | 957 |
| LA LIBERTAD | 3980 | 2405 | 3715 | 3935 | 5120 | 4790 | 4850 | 4497 | 2786 | 3207 | 1049 | 4447 | 2572 | 1365 | 1594 |
| ANCASH | 2530 | 2100 | 2025 | 2410 | 2950 | 2900 | 2900 | 2600 | 2460 | 2069 | 1590 | 2834 | 1943 | 1576 | 1842 |
| LIMA | 5130 | 4620 | 4730 | 4525 | 4495 | 4730 | 4690 | 4548 | 4371 | 4323 | 3384 | 2926 | 2898 | 1936 | 2767 |
| ICA | 5200 | 4450 | 5000 | 4360 | 3100 | 2700 | 2700 | 2100 | 2240 | 1750 | 1113 | 1506 | 870 | 589 | 970 |
| AREQUIPA | 3430 | 3460 | 3450 | 3510 | 3620 | 4400 | 5055 | 5415 | 6270 | 6478 | 6877 | 7827 | 8340 | 6375 | 7223 |
| MOQUEGUA | 40 | 50 | 45 | 25 | 15 | 25 | 25 | 30 | 35 | 40 | 28 | 13 | 15 | 0 | 7 |
| TACNA | 0 | 0 | 0 | 0 | 0 | 0 | 0 | 0 | 0 | 0 | 0 | 0 | 0 | 0 | 0 |
| CAJAMARCA | 15050 | 13220 | 13040 | 13250 | 14200 | 12485 | 12330 | 12460 | 13131 | 13185 | 3716 | 7573 | 7712 | 13975 | 12465 |
| AMAZONAS | 7330 | 6715 | 7050 | 5710 | 7520 | 7825 | 7725 | 6959 | 5542 | 5486 | 5952 | 2642 | 4549 | 4135 | 7370 |
| SAN MARTIN | 4550 | 7600 | 3350 | 3700 | 4615 | 5500 | 5300 | 5081 | 3879 | 4500 | 4053 | 4055 | 6653 | 3667 | 5600 |
| HUANUCO | 2540 | 2120 | 2480 | 2510 | 2490 | 2460 | 2400 | 2430 | 2517 | 2640 | 3084 | 1747 | 228 | 559 | 1111 |
| PASCO | 95 | 135 | 115 | 120 | 140 | 135 | 140 | 117 | 127 | 137 | 0 | 0 | 55 | 114 | 228 |
| JUNIN | 1900 | 1860 | 1400 | 1350 | 1350 | 2365 | 2400 | 2530 | 2382 | 2385 | 2118 | 2092 | 1942 | 2045 | 1972 |
| HUANCABELIC | 3010 | 2750 | 1500 | 780 | 590 | 1350 | 1050 | 750 | 985 | 590 | 258 | 283 | 172 | 317 | 1376 |
| AYACUCHO | 200 | 170 | 210 | 300 | 305 | 295 | 290 | 230 | 213 | 240 | 390 | 353 | 348 | 373 | 334 |
| APURIMAC | 300 | 370 | 540 | 495 | 605 | 750 | 750 | 580 | 735 | 770 | 1145 | 1605 | 1511 | 969 | 1135 |
| CUZCO | 165 | 120 | 150 | 175 | 155 | 255 | 260 | 260 | 240 | 245 | 401 | 308 | 351 | 422 | 412 |
| PUNO | 65 | 70 | 50 | 60 | 65 | 20 | 30 | 27 | 25 | 22 | 0 | 0 | 0 | 0 | 0 |
| LORETO | 2200 | 2560 | 2415 | 2720 | 3260 | 2300 | 2700 | 2350 | 2300 | 2030 | 2634 | 1479 | 1722 | 2128 | 1969 |
| UCAYALI | 0 | 0 | 0 | 0 | 0 | 0 | 0 | 0 | 0 | 0 | 0 | 1051 | 1415 | 699 | 678 |
| MADRE DE DI | 250 | 300 | 240 | 270 | 275 | 260 | 250 | 250 | 260 | 260 | 10 | 2 | 224 | 0 | 105 |

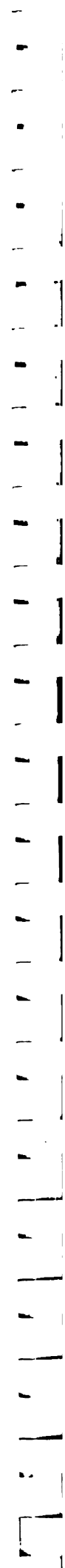


CUADRO V.7.4

SERIE HISTORICA DE SUPERFICIE COSECHADA DE LOS CULTIVOS MAS IMPORTANTES : 1970-1984

CULTIVO PAPA
 (HAS.)

| ANOS | 1970 | 1971 | 1972 | 1973 | 1974 | 1975 | 1976 | 1977 | 1978 | 1979 | 1980 | 1981 | 1982 | 1983 | 1984 |
|---------------|--------|--------|--------|--------|--------|--------|--------|--------|--------|--------|--------|--------|--------|--------|--------|
| TOT. NACIONAL | 315195 | 320050 | 270935 | 257585 | 257920 | 250720 | 252810 | 240543 | 247191 | 242003 | 194142 | 201691 | 217021 | 156156 | 171864 |
| TUMBES | 0 | 0 | 0 | 0 | 0 | 0 | 0 | 0 | 0 | 0 | 0 | 0 | 0 | 0 | 0 |
| PIURA | 745 | 395 | 970 | 955 | 1070 | 1635 | 1520 | 1165 | 1142 | 946 | 1230 | 1310 | 1462 | 1251 | 1156 |
| LAMBAYEQUE | 515 | 550 | 150 | 160 | 330 | 400 | 350 | 230 | 189 | 129 | 135 | 7 | 0 | 0 | 0 |
| LA LIBERTAD | 1520 | 15100 | 14795 | 15285 | 13830 | 16040 | 15630 | 16127 | 14934 | 16321 | 14349 | 11065 | 11680 | 11890 | 13924 |
| ANCASH | 33900 | 31180 | 22230 | 20530 | 19970 | 18650 | 18700 | 19210 | 19260 | 20237 | 10986 | 16348 | 16255 | 13115 | 13500 |
| LIMA | 15600 | 13600 | 11625 | 12450 | 13640 | 14400 | 14400 | 10310 | 9798 | 8615 | 6629 | 6911 | 7395 | 3951 | 5212 |
| ICA | 1505 | 830 | 1105 | 1615 | 2155 | 2700 | 2680 | 2275 | 2075 | 1970 | 1858 | 2503 | 1514 | 1972 | 1973 |
| AREQUIPA | 3380 | 3055 | 2700 | 2890 | 2880 | 3210 | 3050 | 2753 | 2968 | 2539 | 2265 | 2905 | 2859 | 2448 | 2255 |
| MOQUEGUA | 1300 | 1100 | 1025 | 1005 | 1010 | 1145 | 1010 | 1205 | 895 | 840 | 1042 | 1195 | 918 | 939 | 783 |
| TACNA | 1560 | 1630 | 1475 | 1270 | 1220 | 1340 | 1285 | 685 | 735 | 1035 | 879 | 864 | 873 | 785 | 851 |
| CAJAMARCA | 12920 | 18650 | 19740 | 19060 | 19260 | 19450 | 18550 | 19611 | 16495 | 14167 | 6050 | 9263 | 14270 | 13189 | 13569 |
| AMAZONAS | 1020 | 930 | 1500 | 1085 | 1415 | 1350 | 1330 | 1415 | 1284 | 1064 | 968 | 703 | 1624 | 930 | 1194 |
| SAN MARTIN | 0 | 0 | 0 | 0 | 0 | 0 | 0 | 0 | 0 | 0 | 0 | 0 | 0 | 0 | 0 |
| HUANUCO | 24450 | 34300 | 28200 | 26600 | 26400 | 22500 | 23705 | 23880 | 23850 | 22900 | 19006 | 15381 | 21626 | 19909 | 22300 |
| PASCO | 6000 | 5350 | 5800 | 6100 | 6850 | 6960 | 6800 | 6500 | 6900 | 6650 | 8840 | 9167 | 9492 | 9733 | 10701 |
| JUVIN | 67500 | 67700 | 45000 | 45500 | 44300 | 33710 | 34800 | 33500 | 34530 | 33600 | 25149 | 27762 | 28693 | 29900 | 27321 |
| HUANCABELIC | 29500 | 27800 | 18700 | 17500 | 18400 | 15770 | 17200 | 17475 | 18290 | 20000 | 14194 | 14316 | 12221 | 4360 | 9868 |
| AYACUCHO | 12000 | 11600 | 12500 | 12030 | 12300 | 12400 | 12200 | 12000 | 12300 | 12350 | 9753 | 9128 | 9895 | 5519 | 4960 |
| APURIMAC | 12600 | 13380 | 12050 | 15125 | 14700 | 10860 | 11500 | 12000 | 12600 | 12350 | 8477 | 9807 | 11408 | 6045 | 6903 |
| CUZCO | 24100 | 21100 | 21900 | 21440 | 22590 | 23200 | 22600 | 22800 | 22800 | 22810 | 22927 | 23270 | 25354 | 22291 | 19089 |
| PUNO | 50980 | 50300 | 51310 | 47085 | 45600 | 45000 | 45600 | 43700 | 46245 | 43480 | 39405 | 37786 | 39482 | 7929 | 16305 |
| LORETO | 0 | 0 | 0 | 0 | 0 | 0 | 0 | 0 | 0 | 0 | 0 | 0 | 0 | 0 | 0 |
| UCAYALI | 0 | 0 | 0 | 0 | 0 | 0 | 0 | 0 | 0 | 0 | 0 | 0 | 0 | 0 | 0 |
| MADRE DE DI | 0 | 0 | 0 | 0 | 0 | 0 | 0 | 0 | 0 | 0 | 0 | 0 | 0 | 0 | 0 |




CUADRO V.7.5

SERIE HISTORICA DE SUPERFICIE COSECHADA DE LOS CULTIVOS MAS IMPORTANTES : 1970-1984

CULTIVO TRIGO
 (HAS.)

| ANOS | 1970 | 1971 | 1972 | 1973 | 1974 | 1975 | 1976 | 1977 | 1978 | 1979 | 1980 | 1981 | 1982 | 1983 | 1984 |
|--------------|--------|--------|--------|--------|--------|--------|--------|--------|-------|-------|--------|-------|-------|-------|-------|
| TOTAL NACION | 136535 | 134910 | 136095 | 137425 | 133740 | 135725 | 115124 | 103610 | 95229 | 68622 | 102273 | 84381 | 81468 | 78773 | 78773 |
| TUMBES | 0 | 0 | 0 | 0 | 0 | 0 | 0 | 0 | 0 | 0 | 0 | 0 | 0 | 0 | 0 |
| PIURA | 6480 | 7235 | 7900 | 7970 | 7290 | 7130 | 7150 | 4923 | 3935 | 4530 | 6320 | 6462 | 6218 | 6368 | 7128 |
| LAMBAYEQUE | 770 | 1525 | 540 | 600 | 700 | 970 | 730 | 1320 | 1200 | 1169 | 300 | 0 | 0 | 0 | 0 |
| LA LIBERTAD | 26430 | 27250 | 26565 | 25235 | 24280 | 24700 | 24905 | 20594 | 15586 | 19306 | 8302 | 16846 | 12682 | 14602 | 15944 |
| ANCASH | 31700 | 32460 | 33220 | 41870 | 33185 | 31790 | 31665 | 29455 | 28610 | 19842 | 12640 | 27864 | 18465 | 14228 | 12009 |
| LIMA | 2530 | 2920 | 3005 | 2850 | 2945 | 2130 | 2645 | 2417 | 2295 | 2175 | 31 | 323 | 309 | 221 | 431 |
| ICA | 70 | 110 | 175 | 565 | 555 | 435 | 530 | 830 | 975 | 625 | 338 | 353 | 41 | 27 | 37 |
| AREQUIPA | 1340 | 1205 | 1350 | 1550 | 1580 | 1410 | 1520 | 1160 | 1109 | 897 | 745 | 427 | 509 | 497 | 420 |
| MOQUEGUA | 590 | 295 | 235 | 260 | 645 | 540 | 540 | 516 | 330 | 300 | 222 | 108 | 124 | 14 | 285 |
| TACNA | 150 | 140 | 130 | 125 | 145 | 190 | 205 | 110 | 200 | 135 | 85 | 122 | 206 | 62 | 142 |
| CAJAMARCA | 13750 | 15625 | 15140 | 15040 | 15765 | 17235 | 17425 | 15152 | 14199 | 11486 | 4600 | 10050 | 10431 | 16898 | 12285 |
| AMAZONAS | 1180 | 870 | 550 | 550 | 465 | 440 | 430 | 493 | 316 | 373 | 305 | 340 | 385 | 370 | 627 |
| SAN MARTIN | 0 | 0 | 0 | 0 | 0 | 0 | 0 | 0 | 0 | 0 | 0 | 0 | 0 | 0 | 0 |
| HUANUCO | 4830 | 4970 | 5140 | 4750 | 4500 | 3750 | 3680 | 2650 | 2160 | 2680 | 4579 | 4115 | 2730 | 4223 | 2393 |
| PASCO | 1060 | 1100 | 530 | 450 | 500 | 450 | 470 | 450 | 430 | 450 | 335 | 625 | 563 | 232 | 220 |
| JUNIN | 12900 | 11800 | 8620 | 3990 | 3680 | 9000 | 9110 | 9050 | 9325 | 9350 | 8168 | 11916 | 9148 | 11998 | 11005 |
| HUANCAVELIC | 5400 | 4600 | 4425 | 7115 | 7460 | 4725 | 5880 | 5900 | 5750 | 5830 | 5791 | 4573 | 4113 | 2094 | 2745 |
| AYACUCHO | 19500 | 19200 | 17000 | 1770 | 13400 | 13700 | 13400 | 9900 | 8188 | 8211 | 6941 | 9421 | 8403 | 3273 | 5186 |
| APURIMAC | 3090 | 3100 | 4025 | 3900 | 3300 | 3515 | 3115 | 3054 | 3300 | 3150 | 2292 | 2928 | 3048 | 429 | 1483 |
| CUZCO | 4300 | 3940 | 5500 | 5320 | 5190 | 5340 | 5275 | 5965 | 5470 | 5500 | 6627 | 5791 | 6775 | 5694 | 6161 |
| PUNO | 220 | 190 | 260 | 255 | 250 | 290 | 250 | 181 | 233 | 200 | 0 | 0 | 232 | 238 | 272 |
| LORETO | 0 | 0 | 0 | 0 | 0 | 0 | 0 | 0 | 0 | 0 | 0 | 0 | 0 | 0 | 0 |
| UCAYALI | 0 | 0 | 0 | 0 | 0 | 0 | 0 | 0 | 0 | 0 | 0 | 0 | 0 | 0 | 0 |
| MADRE DE DI | 0 | 0 | 0 | 0 | 0 | 0 | 0 | 0 | 0 | 0 | 0 | 0 | 0 | 0 | 0 |



SERIE HISTORICA DE SUPERFICIE COSECHADA DE LOS CULTIVOS MAS IMPORTANTES : 1970-1984

CULTIVO ALGODON
 (HAS.)

| ANOS | 1970 | 1971 | 1972 | 1973 | 1974 | 1975 | 1976 | 1977 | 1978 | 1979 | 1980 | 1981 | 1982 | 1983 | 1984 |
|-------------|--------|--------|--------|--------|--------|--------|-------|--------|--------|--------|--------|--------|--------|-------|-------|
| TOT. NACION | 143425 | 130325 | 127500 | 134600 | 148190 | 133370 | 18250 | 109337 | 115699 | 134719 | 149017 | 156994 | 134309 | 84146 | 99511 |
| TUMBES | 180 | 205 | 60 | 20 | 100 | 70 | 0 | 46 | 24 | 30 | 30 | 25 | 20 | 0 | 0 |
| PIURA | 51000 | 53700 | 45460 | 51710 | 65000 | 57310 | 43270 | 45352 | 40516 | 45250 | 47257 | 39716 | 29885 | 29 | 20210 |
| LAMBAYEQUE | 5000 | 5090 | 6570 | 7505 | 7635 | 5170 | 1250 | 2320 | 2600 | 6165 | 3445 | 14499 | 3514 | 1357 | 570 |
| LA LIBERTAD | 0 | 0 | 120 | 110 | 400 | 300 | 400 | 300 | 0 | 40 | 147 | 6 | 0 | 0 | 0 |
| ANCASH | 140 | 280 | 700 | 1780 | 1320 | 1500 | 2025 | 2455 | 2420 | 2173 | 3211 | 4106 | 4179 | 3160 | 2762 |
| LIMA | 29000 | 22940 | 21420 | 20250 | 20200 | 19800 | 15000 | 16188 | 20465 | 28550 | 31400 | 34232 | 29156 | 21690 | 19072 |
| ICA | 50000 | 47500 | 47515 | 43780 | 49140 | 46385 | 33245 | 41797 | 46470 | 48294 | 52271 | 52333 | 57299 | 53283 | 48060 |
| AREQUIPA | 6050 | 3530 | 2960 | 2250 | 2170 | 1960 | 940 | 739 | 973 | 776 | 1486 | 1679 | 2714 | 2099 | 2108 |
| MOQUEGUA | 10 | 5 | 5 | 0 | 0 | 0 | 0 | 0 | 0 | 0 | 0 | 0 | 0 | 0 | 0 |
| TACNA | 0 | 20 | 20 | 65 | 85 | 50 | 10 | 0 | 0 | 0 | 0 | 0 | 0 | 0 | 0 |
| CAJAMARCA | 0 | 0 | 0 | 0 | 0 | 0 | 0 | 0 | 0 | 0 | 0 | 0 | 0 | 0 | 0 |
| AMAZONAS | 5 | 0 | 0 | 0 | 0 | 0 | 0 | 0 | 0 | 0 | 0 | 0 | 0 | 0 | 0 |
| SAN MARTIN | 2200 | 2790 | 2605 | 2000 | 1940 | 1325 | 2000 | 630 | 2280 | 3409 | 9770 | 10398 | 7542 | 2528 | 6729 |
| HUANUCO | 10 | 10 | 0 | 0 | 0 | 0 | 0 | 0 | 0 | 0 | 0 | 0 | 0 | 0 | 0 |
| PASCO | 0 | 0 | 0 | 0 | 0 | 0 | 0 | 0 | 0 | 0 | 0 | 0 | 0 | 0 | 0 |
| JUNIN | 10 | 10 | 0 | 0 | 0 | 0 | 0 | 0 | 0 | 0 | 0 | 0 | 0 | 0 | 0 |
| HUANCABELIC | 15 | 10 | 5 | 5 | 5 | 0 | 0 | 0 | 0 | 0 | 0 | 0 | 0 | 0 | 0 |
| AYACUCHO | 155 | 215 | 140 | 185 | 145 | 100 | 150 | 60 | 50 | 30 | 0 | 0 | 0 | 0 | 0 |
| APURIMAC | 0 | 0 | 0 | 0 | 0 | 0 | 0 | 0 | 0 | 0 | 0 | 0 | 0 | 0 | 0 |
| CUZCO | 0 | 10 | 0 | 0 | 0 | 0 | 0 | 0 | 0 | 0 | 0 | 0 | 0 | 0 | 0 |
| PUNO | 0 | 0 | 0 | 0 | 0 | 0 | 0 | 0 | 0 | 0 | 0 | 0 | 0 | 0 | 0 |
| LORETO | 20 | 10 | 0 | 0 | 0 | 0 | 0 | 0 | 0 | 0 | 0 | 0 | 0 | 0 | 0 |
| UCAYALI | 0 | 0 | 0 | 0 | 0 | 0 | 0 | 0 | 0 | 0 | 0 | 0 | 0 | 0 | 0 |
| MADRE DE DI | 0 | 0 | 0 | 0 | 0 | 0 | 0 | 0 | 0 | 0 | 0 | 0 | 0 | 0 | 0 |

1
2
3
4
5
6
7
8
9
10
11
12
13
14
15
16
17
18
19
20
21
22
23
24
25
26
27
28
29
30
31
32
33
34
35
36
37
38
39
40
41
42
43
44
45
46
47
48
49
50
51
52
53
54
55
56
57
58
59
60
61
62
63
64
65
66
67
68
69
70
71
72
73
74
75
76
77
78
79
80
81
82
83
84
85
86
87
88
89
90
91
92
93
94
95
96
97
98
99
100

SERIE HISTORICA DE SUPERFICIE COSECHADA DE LOS CULTIVOS MAS IMPORTANTES : 1970-1984

CULTIVO CANA DE AZUCAR
 (HAS.)

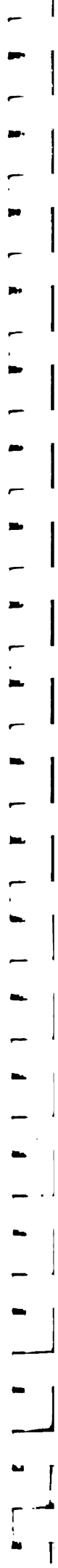
| ANOS | 1970 | 1971 | 1972 | 1973 | 1974 | 1975 | 1976 | 1977 | 1978 | 1979 | 1980 | 1981 | 1982 | 1983 | 1984 |
|-------------|-------|-------|-------|-------|-------|-------|-------|-------|-------|-------|-------|-------|-------|-------|-------|
| TOT. NACION | 48425 | 47855 | 48865 | 51040 | 54510 | 55280 | 54995 | 55506 | 53766 | 53899 | 49137 | 38519 | 46331 | 45365 | 53097 |
| TUMBES | 0 | 0 | 0 | 0 | 0 | 0 | 0 | 0 | 0 | 0 | 0 | 0 | 0 | 0 | 0 |
| PIURA | 0 | 0 | 0 | 0 | 0 | 0 | 0 | 0 | 0 | 0 | 0 | 0 | 0 | 0 | 0 |
| LAMBAYEQUE | 21600 | 19515 | 20405 | 21525 | 23190 | 21840 | 22575 | 23153 | 22708 | 23063 | 22393 | 19652 | 22259 | 18792 | 23565 |
| LA LIBERTAD | 19450 | 20070 | 20255 | 21375 | 22015 | 24370 | 23250 | 23336 | 22499 | 22964 | 18445 | 11396 | 17148 | 17456 | 20465 |
| ANCASH | 1370 | 1700 | 1520 | 1615 | 1475 | 2310 | 2330 | 2424 | 2514 | 2259 | 2103 | 1574 | 1851 | 1952 | 2177 |
| LIMA | 5080 | 5635 | 5790 | 5725 | 5660 | 5740 | 5815 | 5495 | 5435 | 4680 | 5473 | 5057 | 4501 | 6549 | 6172 |
| ICA | 0 | 0 | 0 | 0 | 0 | 0 | 0 | 0 | 0 | 0 | 0 | 0 | 0 | 0 | 0 |
| AREQUIPA | 745 | 935 | 740 | 620 | 800 | 800 | 810 | 678 | 610 | 933 | 723 | 840 | 572 | 617 | 718 |
| MOQUEGUA | 0 | 0 | 0 | 0 | 0 | 0 | 0 | 0 | 0 | 0 | 0 | 0 | 0 | 0 | 0 |
| TACNA | 0 | 0 | 0 | 0 | 0 | 15 | 15 | 0 | 0 | 0 | 0 | 0 | 0 | 0 | 0 |
| CAJAMARCA | 0 | 0 | 0 | 0 | 0 | 0 | 0 | 0 | 0 | 0 | 0 | 0 | 0 | 0 | 0 |
| AMAZONAS | 0 | 0 | 0 | 0 | 0 | 0 | 0 | 0 | 0 | 0 | 0 | 0 | 0 | 0 | 0 |
| SAN MARTIN | 0 | 0 | 0 | 0 | 0 | 0 | 0 | 0 | 0 | 0 | 0 | 0 | 0 | 0 | 0 |
| HUANUCO | 180 | 100 | 150 | 180 | 170 | 200 | 200 | 0 | 0 | 0 | 0 | 0 | 0 | 0 | 0 |
| PASCO | 0 | 0 | 0 | 0 | 0 | 0 | 0 | 0 | 0 | 0 | 0 | 0 | 0 | 0 | 0 |
| JUJIN | 0 | 0 | 0 | 0 | 0 | 0 | 0 | 0 | 0 | 0 | 0 | 0 | 0 | 0 | 0 |
| HUANCABELIC | 0 | 0 | 0 | 0 | 0 | 0 | 0 | 0 | 0 | 0 | 0 | 0 | 0 | 0 | 0 |
| AYACUCHO | 0 | 0 | 0 | 0 | 0 | 0 | 0 | 0 | 0 | 0 | 0 | 0 | 0 | 0 | 0 |
| APURIMAC | 0 | 0 | 0 | 0 | 0 | 0 | 0 | 0 | 0 | 0 | 0 | 0 | 0 | 0 | 0 |
| CUZCO | 0 | 0 | 0 | 0 | 0 | 0 | 0 | 0 | 0 | 0 | 0 | 0 | 0 | 0 | 0 |
| PUNO | 0 | 0 | 0 | 0 | 0 | 0 | 0 | 0 | 0 | 0 | 0 | 0 | 0 | 0 | 0 |
| LURETO | 0 | 0 | 0 | 0 | 0 | 0 | 0 | 0 | 0 | 0 | 0 | 0 | 0 | 0 | 0 |
| UCAYALI | 0 | 0 | 0 | 0 | 0 | 0 | 0 | 0 | 0 | 0 | 0 | 0 | 0 | 0 | 0 |
| MADRE DE DI | 0 | 0 | 0 | 0 | 0 | 0 | 0 | 0 | 0 | 0 | 0 | 0 | 0 | 0 | 0 |

1
2
3
4
5
6
7
8
9
10
11
12
13
14
15
16
17
18
19
20
21
22
23
24
25
26
27
28
29
30
31
32
33
34
35
36
37
38
39
40
41
42
43
44
45
46
47
48
49
50
51
52
53
54
55
56
57
58
59
60
61
62
63
64
65
66
67
68
69
70
71
72
73
74
75
76
77
78
79
80
81
82
83
84
85
86
87
88
89
90
91
92
93
94
95
96
97
98
99
100

SERIE HISTORICA DE SUPERFICIE COSECHADA DE LOS CULTIVOS MAS IMPORTANTES : 1970-1984

CULTIVO SOYA
 (HAS.)

| ANOS | 1970 | 1971 | 1972 | 1973 | 1974 | 1975 | 1976 | 1977 | 1978 | 1979 | 1980 | 1981 | 1982 | 1983 | 1984 |
|-------------|------|------|------|------|------|------|------|------|------|------|------|------|------|------|------|
| TOT. NACION | 370 | 654 | 555 | 745 | 1350 | 1055 | 2020 | 2319 | 3358 | +420 | 6325 | 7687 | 4460 | 1453 | 1087 |
| TUMBES | 300 | 250 | 220 | 380 | 300 | 945 | 1155 | 1256 | 1560 | 2078 | 2324 | 3250 | 1702 | 2 | 205 |
| PIURA | 0 | 50 | 40 | 30 | 60 | 110 | 90 | 117 | 53 | 0 | 0 | 0 | 0 | 0 | 228 |
| LAMBAYEQUE | 0 | 45 | 5 | 5 | 15 | 15 | 20 | 12 | 0 | 0 | 0 | 55 | 5 | 24 | 24 |
| LA LIBERTAD | 0 | 0 | 0 | 0 | 0 | 0 | 0 | 0 | 0 | 0 | 0 | 0 | 0 | 0 | 0 |
| ANCASH | 0 | 0 | 0 | 0 | 35 | 15 | 20 | 0 | 0 | 0 | 0 | 0 | 0 | 0 | 0 |
| LIMA | 30 | 220 | 155 | 170 | 240 | 55 | 330 | 125 | 120 | 125 | 0 | 0 | 0 | 0 | 0 |
| ICA | 0 | 5 | 10 | 0 | 0 | 0 | 0 | 0 | 5 | 0 | 0 | 0 | 0 | 0 | 0 |
| AREQUIPA | 0 | 0 | 0 | 0 | 0 | 0 | 0 | 0 | 0 | 0 | 0 | 0 | 0 | 0 | 0 |
| MOQUEGUA | 0 | 0 | 0 | 0 | 0 | 0 | 0 | 0 | 0 | 0 | 0 | 0 | 0 | 0 | 0 |
| TACNA | 0 | 0 | 0 | 0 | 0 | 0 | 0 | 0 | 0 | 0 | 0 | 0 | 0 | 0 | 0 |
| CAJAMARCA | 5 | 0 | 5 | 10 | 10 | 5 | 15 | 102 | 520 | 1032 | 1822 | 1432 | 697 | 480 | 395 |
| AMAZONAS | 0 | 0 | 40 | 35 | 30 | 40 | 30 | 120 | 650 | 680 | 1657 | 1637 | 1756 | 831 | 29 |
| SAN MARTIN | 35 | 10 | 10 | 10 | 40 | 25 | 50 | 114 | 248 | 289 | 286 | 981 | 146 | 13 | 126 |
| HUANUCO | 0 | 65 | 50 | 60 | 100 | 95 | 250 | 64 | 56 | 60 | 91 | 117 | 40 | 4 | 0 |
| PASCO | 0 | 0 | 0 | 0 | 0 | 0 | 0 | 0 | 0 | 0 | 0 | 0 | 0 | 0 | 0 |
| JUNIN | 0 | 0 | 5 | 5 | 5 | 10 | 10 | 50 | 86 | 91 | 93 | 215 | 106 | 80 | 62 |
| HUANCABELIC | 0 | 0 | 0 | 0 | 0 | 0 | 0 | 0 | 0 | 0 | 0 | 0 | 0 | 0 | 0 |
| AYACUCHO | 0 | 0 | 0 | 0 | 0 | 0 | 0 | 5 | 5 | 5 | 0 | 0 | 0 | 0 | 0 |
| APURIMAC | 0 | 0 | 0 | 0 | 0 | 0 | 0 | 0 | 0 | 0 | 0 | 0 | 0 | 0 | 0 |
| CUZCO | 0 | 0 | 0 | 0 | 0 | 10 | 0 | 10 | 10 | 10 | 50 | 0 | 8 | 16 | 17 |
| PUNO | 0 | 0 | 0 | 0 | 0 | 0 | 0 | 0 | 0 | 0 | 0 | 0 | 0 | 0 | 0 |
| LURETO | 0 | 10 | 15 | 40 | 15 | 50 | 50 | 40 | 45 | 50 | 0 | 0 | 0 | 3 | 1 |
| UCAYALI | 0 | 0 | 0 | 0 | 0 | 0 | 0 | 0 | 0 | 0 | 0 | 0 | 0 | 0 | 0 |
| MADRE DE DI | 0 | 0 | 0 | 0 | 0 | 0 | 0 | 0 | 0 | 0 | 0 | 0 | 0 | 0 | 0 |



CUADRO V.7.9

SERIE HISTORICA DE SUPERFICIE COSECHADA DE LOS CULTIVOS MAS IMPORTANTES : 1970-1984

| | CULTIVO SURGO | | | | | | | | | | | | | | |
|-------------|---------------|------|------|------|------|------|-------|-------|-------|-------|-------|-------|-------|------|-------|
| | 1970 | 1971 | 1972 | 1973 | 1974 | 1975 | 1976 | 1977 | 1978 | 1979 | 1980 | 1981 | 1982 | 1983 | 1984 |
| TOT. NACION | 3590 | 5700 | 7330 | 6330 | 5865 | 9795 | 14670 | 16341 | 16906 | 15833 | 11967 | 13819 | 11883 | 4048 | 13709 |
| TUMBES | 0 | 25 | 0 | 0 | 0 | 0 | 0 | 0 | 2 | 7 | 1 | 0 | 7 | 0 | 0 |
| PIURA | 2800 | 4930 | 4850 | 4060 | 1415 | 3475 | 7500 | 10701 | 10921 | 7958 | 7503 | 8805 | 8785 | 2547 | 11595 |
| LAMBAYEQUE | 330 | 390 | 980 | 1115 | 260 | 250 | 350 | 192 | 140 | 300 | 315 | 570 | 266 | 83 | 117 |
| LA LIBERTAD | 50 | 180 | 1080 | 1930 | 2130 | 1710 | 2220 | 2690 | 3580 | 6129 | 2995 | 3920 | 1776 | 810 | 1556 |
| ANCASH | 75 | 50 | 0 | 0 | 0 | 165 | 200 | 110 | 0 | 0 | 0 | 0 | 0 | 0 | 0 |
| LIMA | 270 | 10 | 30 | 35 | 30 | 175 | 200 | 80 | 50 | 30 | 107 | 70 | 356 | 0 | 0 |
| ICA | 40 | 105 | 270 | 980 | 1700 | 3465 | 3450 | 2320 | 2040 | 1200 | 1016 | 427 | 645 | 606 | 441 |
| AREQUIPA | 15 | 5 | 165 | 200 | 325 | 260 | 300 | 11 | 6 | 0 | 0 | 0 | 0 | 0 | 0 |
| MOQUEGUA | 0 | 0 | 0 | 0 | 0 | 0 | 0 | 0 | 0 | 0 | 0 | 0 | 0 | 0 | 0 |
| TACNA | 0 | 0 | 0 | 0 | 0 | 25 | 0 | 20 | 0 | 0 | 0 | 0 | 0 | 0 | 0 |
| CAJAMARCA | 5 | 10 | 0 | 0 | 0 | 20 | 50 | 40 | 35 | 30 | 0 | 0 | 0 | 0 | 0 |
| AMAZONAS | 0 | 0 | 0 | 0 | 0 | 0 | 0 | 0 | 0 | 0 | 0 | 0 | 0 | 0 | 0 |
| SAN MARTIN | 0 | 0 | 0 | 0 | 0 | 240 | 400 | 672 | 127 | 174 | 30 | 27 | 48 | 2 | 0 |
| HUANUCO | 0 | 0 | 0 | 0 | 0 | 0 | 0 | 0 | 0 | 0 | 0 | 0 | 0 | 0 | 0 |
| PASCO | 0 | 0 | 0 | 0 | 0 | 0 | 0 | 0 | 0 | 0 | 0 | 0 | 0 | 0 | 0 |
| JUNIN | 0 | 0 | 0 | 0 | 0 | 0 | 0 | 0 | 0 | 0 | 0 | 0 | 0 | 0 | 0 |
| HJANCABELIC | 0 | 0 | 0 | 0 | 0 | 0 | 0 | 0 | 0 | 0 | 0 | 0 | 0 | 0 | 0 |
| AYACUCHO | 0 | 0 | 5 | 0 | 0 | 0 | 0 | 5 | 5 | 5 | 0 | 0 | 0 | 0 | 0 |
| APURIMAC | 5 | 0 | 0 | 0 | 0 | 0 | 0 | 0 | 0 | 0 | 0 | 0 | 0 | 0 | 0 |
| CUZCO | 0 | 0 | 0 | 0 | 0 | 0 | 0 | 0 | 0 | 0 | 0 | 0 | 0 | 0 | 0 |
| PUNO | 0 | 0 | 0 | 0 | 0 | 0 | 0 | 0 | 0 | 0 | 0 | 0 | 0 | 0 | 0 |
| LORETO | 0 | 0 | 0 | 0 | 0 | 0 | 0 | 0 | 0 | 0 | 0 | 0 | 0 | 0 | 0 |
| UCAYALI | 0 | 0 | 0 | 0 | 0 | 0 | 0 | 0 | 0 | 0 | 0 | 0 | 0 | 0 | 0 |
| MADRE DE DI | 0 | 0 | 0 | 0 | 0 | 0 | 0 | 0 | 0 | 0 | 0 | 0 | 0 | 0 | 0 |



SEKIE HISTORICA DE SUPERFICIE COSECHADA DE LOS CULTIVOS MAS IMPORTANTES : 1970-1984

CULTIVO MAIZ AMAR. DURO
 (HAS.)

| ANOS | 1970 | 1971 | 1972 | 1973 | 1974 | 1975 | 1976 | 1977 | 1978 | 1979 | 1980 | 1981 | 1982 | 1983 | 1984 |
|-------------|--------|--------|--------|--------|--------|--------|--------|--------|--------|--------|--------|--------|--------|--------|--------|
| TOT. NACION | 153700 | 156430 | 155570 | 133090 | 134860 | 143785 | 153370 | 156486 | 136210 | 157101 | 121482 | 142796 | 144654 | 165632 | 198494 |
| TUMBES | 500 | 360 | 600 | 370 | 600 | 940 | 800 | 1015 | 422 | 287 | 233 | 125 | 93 | 91 | 593 |
| PIURA | 11100 | 14730 | 15055 | 8000 | 5610 | 14550 | 20220 | 17766 | 5757 | 8649 | 10249 | 7698 | 4211 | 4958 | 12916 |
| LAMBAYEQUE | 20600 | 20940 | 18500 | 17000 | 16000 | 17500 | 17900 | 13900 | 7720 | 14126 | 4467 | 5270 | 6192 | 6637 | 12565 |
| LA LIBERTAD | 14800 | 14500 | 16380 | 13200 | 13420 | 15000 | 16000 | 15410 | 8247 | 12221 | 4672 | 13452 | 7469 | 9353 | 12403 |
| ANCASH | 18000 | 20100 | 16500 | 14000 | 13700 | 14700 | 16800 | 17410 | 14820 | 12631 | 7209 | 10787 | 8323 | 7237 | 11583 |
| LIMA | 26400 | 25400 | 26100 | 25360 | 25500 | 26000 | 28500 | 33000 | 28395 | 23685 | 16609 | 18027 | 23940 | 24200 | 28804 |
| ICA | 8500 | 9600 | 10000 | 9900 | 9245 | 11750 | 14000 | 13630 | 7810 | 5332 | 5349 | 4968 | 5945 | 6804 | 8327 |
| AREQUIPA | 2400 | 2380 | 2120 | 2185 | 1800 | 1500 | 1500 | 1523 | 1033 | 789 | 377 | 360 | 704 | 750 | 1212 |
| MOQUEGUA | 500 | 405 | 320 | 310 | 300 | 285 | 230 | 55 | 70 | 45 | 141 | 48 | 130 | 8 | 10 |
| TACNA | 1350 | 1250 | 1705 | 1755 | 1665 | 1500 | 1010 | 180 | 200 | 310 | 403 | 697 | 552 | 466 | 489 |
| CAJAMARCA | 6110 | 7640 | 7660 | 7060 | 7070 | 7600 | 8300 | 8790 | 8560 | 9858 | 6610 | 12634 | 8949 | 12294 | 13386 |
| AMAZONAS | 3125 | 2095 | 2020 | 1940 | 2120 | 2865 | 2960 | 6088 | 6479 | 9383 | 6408 | 9375 | 6354 | 10181 | 7364 |
| SAN MARTIN | 15100 | 14700 | 14500 | 13000 | 13200 | 13150 | 14000 | 17153 | 24505 | 33190 | 29774 | 34330 | 42422 | 52789 | 62027 |
| HUANUCO | 6300 | 5800 | 6370 | 6100 | 6200 | 3450 | 3500 | 5600 | 4800 | 4800 | 3664 | 1927 | 2343 | 3491 | 4656 |
| PASCO | 2000 | 1900 | 1750 | 1800 | 1760 | 1900 | 1900 | 1200 | 1000 | 1215 | 1539 | 210 | 1612 | 968 | 1009 |
| JUNIN | 2700 | 2600 | 2100 | 2220 | 2680 | 2710 | 3200 | 4867 | 3846 | 3391 | 3777 | 3575 | 4364 | 4753 | 4007 |
| HUANCABELIC | 0 | 0 | 0 | 0 | 0 | 0 | 0 | 0 | 0 | 0 | 0 | 0 | 0 | 0 | 0 |
| AYACUCHO | 1175 | 1120 | 1000 | 1200 | 1100 | 1200 | 1350 | 1190 | 1080 | 1235 | 3342 | 1951 | 1499 | 3058 | 2168 |
| APURIMAC | 0 | 0 | 0 | 0 | 0 | 0 | 0 | 728 | 700 | 600 | 299 | 309 | 235 | 283 | 332 |
| CUZCO | 2000 | 2450 | 1920 | 2270 | 1760 | 2120 | 2400 | 2085 | 2120 | 2160 | 4448 | 4899 | 3913 | 3678 | 3119 |
| PUNO | 1540 | 1560 | 1470 | 1770 | 1400 | 1900 | 2300 | 1390 | 1470 | 1650 | 1919 | 1585 | 1635 | 1712 | 1777 |
| LORETO | 9000 | 6500 | 6690 | 5700 | 8950 | 2715 | 6500 | 3150 | 6695 | 6039 | 9484 | 4733 | 6273 | 9093 | 5506 |
| UCAYALI | 0 | 0 | 0 | 0 | 0 | 0 | 0 | 0 | 0 | 0 | 0 | 5209 | 6920 | 2114 | 3301 |
| MADRE DE DI | 500 | 500 | 550 | 450 | 480 | 450 | 500 | 450 | 480 | 500 | 510 | 627 | 576 | 715 | 940 |

CUADRO V.7.11

SEÑE HISTORICA DE SUPERFICIE COSECHADA DE LOS CULTIVOS MAS IMPORTANTES : 1970-1984

| | 1970 | 1971 | 1972 | 1973 | 1974 | 1975 | 1976 | 1977 | 1978 | 1979 | 1980 | 1981 | 1982 | 1983 | 1984 |
|-------------|--------|--------|--------|--------|--------|--------|--------|--------|--------|--------|--------|--------|--------|--------|--------|
| TOT. NACION | 113442 | 123156 | 127722 | 127288 | 126625 | 120622 | 120781 | 134129 | 142214 | 154738 | 144507 | 145038 | 164268 | 165695 | 164929 |
| TUMDFS | 0 | 0 | 0 | 0 | 0 | 0 | 0 | 0 | 0 | 0 | 0 | 0 | 0 | 0 | 0 |
| PIURA | 2600 | 2820 | 3080 | 3200 | 3220 | 2790 | 2790 | 2410 | 3370 | 4730 | 4135 | 4095 | 4712 | 4952 | 4712 |
| LAMBAYEQUE | 880 | 870 | 860 | 865 | 865 | 980 | 960 | 900 | 874 | 838 | 451 | 451 | 451 | 451 | 451 |
| LA LIBERTAD | 190 | 190 | 170 | 170 | 180 | 160 | 150 | 155 | 151 | 161 | 448 | 219 | 0 | 0 | 0 |
| ANCASH | 120 | 100 | 80 | 83 | 83 | 70 | 50 | 54 | 58 | 54 | 0 | 0 | 0 | 0 | 0 |
| LIMA | 0 | 4 | 2 | 2 | 2 | 2 | 2 | 1 | 1 | 1 | 0 | 0 | 0 | 0 | 0 |
| ICA | 0 | 0 | 0 | 0 | 0 | 0 | 0 | 0 | 0 | 0 | 0 | 0 | 0 | 0 | 0 |
| AREQUIPA | 0 | 0 | 0 | 0 | 0 | 0 | 0 | 0 | 0 | 0 | 0 | 0 | 0 | 0 | 0 |
| MOQUEGUA | 0 | 0 | 0 | 0 | 0 | 0 | 0 | 0 | 0 | 0 | 0 | 0 | 0 | 0 | 0 |
| TACNA | 0 | 0 | 0 | 0 | 0 | 0 | 0 | 0 | 0 | 0 | 0 | 0 | 0 | 0 | 0 |
| CAJAMARCA | 12050 | 15770 | 27195 | 27710 | 28080 | 28190 | 28090 | 32200 | 34200 | 36400 | 38977 | 39023 | 38577 | 38501 | 38466 |
| AMAZONAS | 9075 | 9595 | 9035 | 9055 | 9175 | 6065 | 8695 | 16973 | 18545 | 20174 | 14890 | 15277 | 24110 | 24110 | 23500 |
| SAN MARTIN | 8000 | 7500 | 5000 | 4500 | 2810 | 3190 | 3500 | 3400 | 3400 | 3400 | 2696 | 2878 | 3353 | 2292 | 3364 |
| HUANUCO | 6895 | 8095 | 8095 | 8100 | 8100 | 8100 | 8100 | 3500 | 3500 | 3500 | 2020 | 2055 | 2550 | 2605 | 2573 |
| PASCO | 13100 | 12000 | 10600 | 9000 | 9000 | 7200 | 7200 | 6000 | 6000 | 6000 | 4614 | 4500 | 6745 | 6765 | 6765 |
| JUNI4 | 37012 | 39012 | 36415 | 37515 | 37715 | 35515 | 36000 | 36500 | 37000 | 39000 | 39182 | 39185 | 39708 | 39595 | 39545 |
| HUANCABELIC | 65 | 65 | 65 | 65 | 65 | 65 | 65 | 60 | 65 | 70 | 40 | 0 | 0 | 0 | 0 |
| AYACUCHO | 4000 | 4500 | 7000 | 7200 | 7500 | 8000 | 8200 | 8200 | 9000 | 10600 | 10244 | 10444 | 12535 | 14791 | 14369 |
| APURIMAC | 5 | 5 | 5 | 5 | 5 | 5 | 5 | 0 | 0 | 0 | 0 | 0 | 0 | 0 | 0 |
| CUZCO | 9800 | 12000 | 12000 | 12000 | 12000 | 13000 | 20000 | 20000 | 21500 | 24000 | 21410 | 21141 | 25598 | 25694 | 25245 |
| PUNO | 9000 | 10000 | 7500 | 7200 | 7200 | 3800 | 3039 | 3500 | 4200 | 5500 | 5100 | 5480 | 5648 | 5648 | 5649 |
| LORETO | 400 | 400 | 350 | 350 | 350 | 355 | 100 | 100 | 100 | 100 | 100 | 100 | 125 | 113 | 113 |
| UCAYALI | 0 | 0 | 0 | 0 | 0 | 0 | 0 | 0 | 0 | 0 | 0 | 0 | 0 | 0 | 0 |
| MADAC DE DI | 250 | 270 | 270 | 265 | 275 | 280 | 290 | 270 | 250 | 200 | 200 | 190 | 156 | 178 | 178 |


1
2
3
4
5
6
7
8
9
10
11
12
13
14
15
16
17
18
19
20
21
22
23
24
25
26
27
28
29
30
31
32
33
34
35
36
37
38
39
40
41
42
43
44
45
46
47
48
49
50
51
52
53
54
55
56
57
58
59
60
61
62
63
64
65
66
67
68
69
70
71
72
73
74
75
76
77
78
79
80
81
82
83
84
85
86
87
88
89
90
91
92
93
94
95
96
97
98
99
100

CUADRO V.7.12

SERIE HISTORICA DE SUPERFICIE COSECHADA DE LOS CULTIVOS MAS IMPORTANTES : 1970-1984

CULTIVO CEBADA
 (MAS.)

| ANOS | 1970 | 1971 | 1972 | 1973 | 1974 | 1975 | 1976 | 1977 | 1978 | 1979 | 1980 | 1981 | 1982 | 1983 | 1984 |
|-------------|-------|--------|-------|--------|--------|--------|--------|--------|--------|--------|--------|--------|--------|-------|-------|
| TOT. NACIU | 18530 | 182790 | 18795 | 172335 | 169335 | 162915 | 162590 | 159720 | 151542 | 152590 | 128694 | 130538 | 103387 | 81129 | 91453 |
| TUMBES | 0 | 0 | 0 | 0 | 0 | 0 | 0 | 0 | 0 | 0 | 0 | 0 | 0 | 0 | 0 |
| PIURA | 1270 | 1305 | 1270 | 1130 | 1195 | 630 | 630 | 365 | 380 | 294 | 630 | 450 | 532 | 649 | 565 |
| LANGAYEQUE | 500 | 525 | 575 | 505 | 395 | 320 | 315 | 272 | 265 | 189 | 120 | 100 | 95 | 0 | 0 |
| LA LIDERTAD | 19600 | 19250 | 21070 | 18730 | 20500 | 19830 | 19700 | 18760 | 17790 | 16750 | 15876 | 12096 | 8865 | 10566 | 11346 |
| ANCASH | 29520 | 29595 | 29165 | 28020 | 28815 | 28220 | 28115 | 36935 | 27710 | 27535 | 11716 | 12202 | 9861 | 13245 | 11115 |
| LIMA | 3680 | 6250 | 6055 | 5945 | 5920 | 5260 | 5275 | 4060 | 4020 | 3880 | 3061 | 3733 | 1711 | 435 | 593 |
| ICA | 560 | 785 | 380 | 225 | 160 | 280 | 320 | 570 | 400 | 225 | 110 | 233 | 338 | 16 | 17 |
| AREQUIPA | 3750 | 3560 | 4350 | 3995 | 4155 | 3110 | 3015 | 3572 | 2131 | 2455 | 2023 | 2612 | 2092 | 1688 | 1134 |
| MOQUEGUA | 620 | 470 | 365 | 320 | 250 | 380 | 380 | 320 | 275 | 300 | 182 | 242 | 248 | 120 | 90 |
| TACNA | 110 | 65 | 45 | 40 | 35 | 30 | 20 | 10 | 10 | 10 | 14 | 22 | 10 | 10 | 10 |
| CAJAMARCA | 14820 | 16080 | 13140 | 13700 | 13260 | 13000 | 12900 | 15663 | 14570 | 14285 | 15218 | 14099 | 6200 | 10513 | 9579 |
| AMAZONAS | 800 | 455 | 420 | 480 | 400 | 310 | 300 | 293 | 118 | 190 | 293 | 437 | 250 | 242 | 200 |
| SAN MARTIN | 0 | 0 | 0 | 0 | 0 | 0 | 0 | 0 | 0 | 0 | 0 | 0 | 0 | 0 | 0 |
| HUANUCO | 3440 | 5085 | 5690 | 6020 | 6550 | 6250 | 6200 | 5920 | 5620 | 4920 | 4950 | 4800 | 625 | 860 | 2663 |
| PASCO | 600 | 500 | 220 | 225 | 200 | 210 | 200 | 150 | 100 | 50 | 50 | 48 | 35 | 38 | 38 |
| JUNIN | 26860 | 25375 | 22755 | 22250 | 21850 | 20550 | 20700 | 18590 | 14760 | 16590 | 14469 | 13742 | 21103 | 15434 | 15307 |
| HUANCABELIC | 22670 | 19300 | 18445 | 15700 | 12600 | 14075 | 14000 | 14700 | 14500 | 14450 | 13748 | 19820 | 11628 | 2420 | 6216 |
| AYACUCHO | 23200 | 22000 | 22000 | 20500 | 20150 | 20000 | 20000 | 21000 | 22000 | 23000 | 17922 | 12182 | 8216 | 4672 | 3581 |
| APURIMAC | 3420 | 3730 | 3490 | 3650 | 3065 | 3640 | 3590 | 3300 | 3610 | 3420 | 3533 | 3210 | 4580 | 1715 | 3700 |
| CUZCO | 15170 | 11510 | 11090 | 12075 | 10175 | 9460 | 9500 | 8920 | 8500 | 8500 | 8691 | 11765 | 9140 | 7708 | 10078 |
| PUNO | 15740 | 10450 | 19480 | 19320 | 19630 | 17360 | 17440 | 16330 | 14783 | 15547 | 16088 | 18145 | 17837 | 10718 | 15221 |
| LORETO | 0 | 0 | 0 | 0 | 0 | 0 | 0 | 0 | 0 | 0 | 0 | 0 | 0 | 0 | 0 |
| UCAYALI | 0 | 0 | 0 | 0 | 0 | 0 | 0 | 0 | 0 | 0 | 0 | 0 | 0 | 0 | 0 |
| MADRE DE DI | 0 | 0 | 0 | 0 | 0 | 0 | 0 | 0 | 0 | 0 | 0 | 0 | 0 | 0 | 0 |




FECHA 26/02/84

CUADRO V.7.13

SERIE HISTORICA DE SUPERFICIE COSECHADA DE LOS CULTIVOS MAS IMPORTANTES : 1970-1984

CULTIVO PLATANO
 (HAS.)

| ANOS | 1970 | 1971 | 1972 | 1973 | 1974 | 1975 | 1976 | 1977 | 1978 | 1979 | 1980 | 1981 | 1982 | 1983 | 1984 |
|-------------|-------|-------|-------|-------|-------|-------|-------|-------|-------|-------|-------|-------|-------|-------|-------|
| TOT. NACION | 66505 | 66165 | 59370 | 59520 | 60350 | 60956 | 62105 | 64140 | 64365 | 65655 | 67163 | 60618 | 51746 | 55287 | 62545 |
| TUMBES | 3170 | 3390 | 4000 | 4200 | 4430 | 3895 | 4300 | 5114 | 5110 | 5165 | 5054 | 5000 | 4566 | 961 | 1926 |
| PIURA | 5200 | 4750 | 3750 | 3470 | 3490 | 2405 | 2700 | 4065 | 3559 | 4093 | 4453 | 4485 | 2020 | 3980 | 4167 |
| LAMBAYEQUE | 780 | 805 | 650 | 650 | 660 | 740 | 720 | 710 | 667 | 639 | 503 | 322 | 250 | 52 | 68 |
| LA LIBERTAD | 650 | 615 | 520 | 520 | 505 | 620 | 620 | 396 | 605 | 580 | 372 | 136 | 157 | 105 | 105 |
| ANCASH | 530 | 450 | 490 | 500 | 535 | 460 | 450 | 330 | 340 | 340 | 93 | 166 | 160 | 150 | 155 |
| LIMA | 515 | 520 | 330 | 355 | 355 | 415 | 420 | 428 | 438 | 433 | 905 | 909 | 400 | 382 | 500 |
| ICA | 90 | 130 | 150 | 240 | 220 | 170 | 170 | 150 | 130 | 90 | 150 | 100 | 75 | 70 | 68 |
| AREQUIPA | 90 | 70 | 60 | 50 | 45 | 40 | 40 | 45 | 28 | 10 | 18 | 15 | 12 | 8 | 10 |
| MOQUEGUA | 0 | 0 | 0 | 0 | 0 | 1 | 0 | 0 | 0 | 0 | 0 | 0 | 0 | 0 | 0 |
| TACNA | 0 | 0 | 0 | 0 | 0 | 0 | 0 | 0 | 0 | 0 | 0 | 0 | 0 | 0 | 0 |
| CAJAMARCA | 5520 | 6050 | 6390 | 7350 | 7170 | 7380 | 7580 | 8410 | 8604 | 8921 | 8590 | 9193 | 6785 | 6735 | 6771 |
| AMAZONAS | 1420 | 1100 | 1130 | 1480 | 1775 | 2005 | 1940 | 1979 | 2017 | 2079 | 4306 | 4404 | 2741 | 2892 | 4782 |
| SAN MARTIN | 10800 | 12500 | 12000 | 12000 | 12200 | 12500 | 12500 | 12665 | 13500 | 14500 | 15500 | 14000 | 10782 | 9675 | 11146 |
| HUANUCO | 8235 | 5210 | 5510 | 5615 | 5715 | 6025 | 6020 | 5020 | 6020 | 6020 | 5500 | 5500 | 5987 | 5348 | 4605 |
| PASCO | 800 | 700 | 670 | 670 | 700 | 940 | 850 | 844 | 844 | 850 | 572 | 1900 | 951 | 1320 | 1845 |
| JUNIN | 6140 | 6120 | 5220 | 5245 | 5340 | 5750 | 5250 | 4670 | 4660 | 4650 | 5023 | 4883 | 5200 | 5341 | 4930 |
| HUANCABELIC | 70 | 70 | 100 | 120 | 150 | 100 | 100 | 105 | 105 | 105 | 88 | 79 | 15 | 15 | 15 |
| AYACUCHO | 400 | 400 | 420 | 450 | 480 | 520 | 520 | 950 | 1050 | 1100 | 298 | 458 | 266 | 650 | 644 |
| APURIMAC | 15 | 15 | 20 | 20 | 20 | 30 | 30 | 20 | 20 | 20 | 13 | 18 | 15 | 15 | 15 |
| CUZCO | 900 | 1090 | 1120 | 1155 | 1210 | 1270 | 1270 | 1020 | 1217 | 1015 | 1078 | 1123 | 815 | 887 | 989 |
| PUNO | 600 | 650 | 700 | 700 | 700 | 730 | 760 | 650 | 500 | 495 | 400 | 546 | 632 | 615 | 712 |
| LORETO | 22000 | 21000 | 15500 | 14100 | 14000 | 14500 | 15305 | 15000 | 14500 | 14000 | 13697 | 4042 | 4160 | 8802 | 10124 |
| UCAYALI | 0 | 0 | 0 | 0 | 0 | 0 | 0 | 0 | 0 | 0 | 0 | 3589 | 5205 | 6672 | 8455 |
| MADRE DE DI | 580 | 530 | 540 | 550 | 550 | 560 | 560 | 550 | 550 | 550 | 550 | 550 | 652 | 612 | 513 |



SERIE HISTORICA DE SUPERFICIE COSECHADA DE LOS CULTIVOS MAS IMPORTANTES : 1970-1984

| ANOS | CULTIVO YUCA | | | | | | | | | | | | | | |
|-------------|--------------|-------|-------|-------|-------|-------|-------|-------|-------|-------|-------|-------|-------|-------|-------|
| | 1970 | 1971 | 1972 | 1973 | 1974 | 1975 | 1976 | 1977 | 1978 | 1979 | 1980 | 1981 | 1982 | 1983 | 1984 |
| TOT. NACION | 38740 | 36050 | 35970 | 37095 | 37620 | 35500 | 35853 | 36529 | 35956 | 35044 | 46042 | 43190 | 29534 | 33120 | 32802 |
| TUMBES | 130 | 50 | 55 | 85 | 200 | 120 | 100 | 101 | 137 | 43 | 71 | 15 | 35 | 0 | 0 |
| PIURA | 1910 | 1410 | 1275 | 1320 | 1300 | 1280 | 1120 | 1463 | 1693 | 1068 | 1444 | 631 | 1191 | 493 | 933 |
| LAMBAYEQUE | 1560 | 1200 | 1070 | 1245 | 1155 | 945 | 750 | 719 | 664 | 545 | 510 | 430 | 1340 | 1370 | 442 |
| LA LIBERTAD | 2875 | 2400 | 2570 | 2510 | 2275 | 1865 | 1600 | 1413 | 1125 | 935 | 1208 | 373 | 725 | 1066 | 1492 |
| ANCASH | 920 | 800 | 920 | 920 | 820 | 680 | 600 | 1050 | 1300 | 1500 | 968 | 546 | 938 | 754 | 1519 |
| LIMA | 1000 | 700 | 840 | 1100 | 1000 | 1120 | 1100 | 932 | 880 | 872 | 734 | 687 | 1040 | 863 | 1424 |
| ICA | 340 | 160 | 170 | 190 | 185 | 150 | 120 | 180 | 200 | 295 | 297 | 91 | 109 | 147 | 95 |
| AREQUIPA | 110 | 145 | 125 | 120 | 105 | 90 | 103 | 214 | 138 | 100 | 85 | 49 | 134 | 61 | 115 |
| MOQUEGUA | 0 | 0 | 0 | 0 | 0 | 0 | 0 | 0 | 0 | 0 | 2 | 2 | 2 | 2 | 0 |
| TACNA | 0 | 0 | 0 | 0 | 0 | 0 | 0 | 0 | 0 | 0 | 0 | 0 | 0 | 0 | 0 |
| CAJAMERCA | 3720 | 4570 | 4860 | 5000 | 5210 | 5470 | 5400 | 6845 | 6639 | 6971 | 7480 | 6199 | 4862 | 9456 | 10745 |
| AMAZONAS | 2110 | 1940 | 2230 | 2265 | 2410 | 1905 | 1850 | 2397 | 2371 | 2659 | 6314 | 7311 | 3430 | 1969 | 2126 |
| SAN MARTIN | 6200 | 6120 | 5000 | 5100 | 5100 | 5180 | 5300 | 4394 | 5511 | 4093 | 8934 | 13163 | 6115 | 2437 | 2333 |
| HUANUCO | 1770 | 1665 | 1600 | 1510 | 1505 | 1490 | 1550 | 1562 | 1550 | 1601 | 1640 | 1685 | 602 | 1108 | 510 |
| PASCO | 650 | 700 | 750 | 980 | 920 | 950 | 800 | 900 | 850 | 890 | 1050 | 1215 | 745 | 740 | 752 |
| JUNIN | 2645 | 2645 | 2125 | 2090 | 2435 | 2565 | 2330 | 1855 | 1671 | 1730 | 1330 | 1367 | 1450 | 1604 | 2138 |
| HUANCABELIC | 20 | 15 | 15 | 10 | 10 | 5 | 0 | 0 | 0 | 0 | 3 | 3 | 5 | 0 | 0 |
| AYACUCHO | 1320 | 1110 | 950 | 980 | 1020 | 1000 | 700 | 900 | 980 | 1135 | 181 | 170 | 309 | 682 | 592 |
| APURIMAC | 10 | 15 | 25 | 30 | 20 | 55 | 30 | 30 | 25 | 25 | 51 | 90 | 26 | 17 | 19 |
| CUZCO | 2100 | 2000 | 2200 | 2150 | 2100 | 2300 | 2200 | 1923 | 2102 | 1982 | 4275 | 2545 | 1142 | 2978 | 1090 |
| PUNO | 600 | 770 | 640 | 590 | 600 | 500 | 500 | 400 | 320 | 250 | 90 | 146 | 172 | 193 | 178 |
| LORETO | 8000 | 7000 | 7850 | 6200 | 8400 | 7000 | 8800 | 6500 | 7000 | 7500 | 9075 | 4411 | 3457 | 4935 | 4262 |
| UCAYALI | 0 | 0 | 0 | 0 | 0 | 0 | 0 | 0 | 0 | 0 | 0 | 1461 | 974 | 1500 | 1129 |
| MADRE DE DI | 750 | 640 | 700 | 800 | 850 | 930 | 900 | 950 | 800 | 350 | 400 | 600 | 731 | 745 | 918 |



SERIE HISTORICA DE SUPERFICIE COSECHADA DE LOS CULTIVOS MAS IMPORTANTES : 1970-1984

CULTIVO QUINUA
 (HAS.)

| ANOS | 1970 | 1971 | 1972 | 1973 | 1974 | 1975 | 1976 | 1977 | 1978 | 1979 | 1980 | 1981 | 1982 | 1983 | 1984 |
|--------------|-------|-------|-------|-------|-------|-------|-------|-------|-------|-------|-------|-------|-------|-------|-------|
| TOTAL NACION | 16370 | 15935 | 13025 | 13250 | 12980 | 13228 | 15065 | 19747 | 19439 | 17231 | 17986 | 17277 | 18926 | 11770 | 14894 |
| TUMBES | 0 | 0 | 0 | 0 | 0 | 0 | 0 | 0 | 0 | 0 | 0 | 0 | 0 | 0 | 0 |
| PIURA | 0 | 0 | 0 | 0 | 0 | 0 | 0 | 0 | 0 | 0 | 0 | 0 | 0 | 0 | 0 |
| LAMBAYEQUE | 0 | 0 | 0 | 0 | 0 | 0 | 0 | 0 | 0 | 0 | 0 | 0 | 0 | 0 | 0 |
| LA LIBERTAD | 80 | 60 | 25 | 10 | 10 | 135 | 150 | 90 | 85 | 70 | 74 | 78 | 91 | 50 | 50 |
| ANCASH | 470 | 400 | 305 | 340 | 385 | 290 | 345 | 1590 | 1605 | 1640 | 615 | 596 | 205 | 123 | 111 |
| LIMA | 15 | 10 | 5 | 0 | 0 | 3 | 0 | 0 | 0 | 0 | 2 | 3 | 0 | 0 | 0 |
| ICA | 0 | 0 | 0 | 0 | 0 | 0 | 150 | 0 | 0 | 0 | 0 | 0 | 0 | 0 | 0 |
| AREQUIPA | 115 | 90 | 80 | 75 | 70 | 80 | 90 | 103 | 142 | 178 | 98 | 85 | 160 | 120 | 80 |
| MOQUEGUA | 45 | 15 | 15 | 20 | 20 | 20 | 25 | 20 | 20 | 20 | 25 | 33 | 30 | 12 | 12 |
| TACNA | 0 | 0 | 0 | 0 | 0 | 0 | 0 | 0 | 0 | 0 | 0 | 0 | 0 | 0 | 0 |
| CAJAMARCA | 80 | 75 | 55 | 70 | 75 | 75 | 95 | 149 | 150 | 149 | 386 | 296 | 229 | 193 | 150 |
| AMAZONAS | 20 | 15 | 15 | 15 | 10 | 10 | 20 | 15 | 10 | 15 | 48 | 59 | 0 | 0 | 0 |
| SAN MARTIN | 0 | 0 | 0 | 0 | 0 | 0 | 0 | 0 | 0 | 0 | 0 | 0 | 0 | 0 | 0 |
| HUANUCO | 290 | 200 | 150 | 100 | 120 | 110 | 150 | 205 | 210 | 165 | 225 | 230 | 171 | 157 | 120 |
| PASCO | 10 | 5 | 0 | 0 | 0 | 0 | 0 | 5 | 5 | 5 | 3 | 2 | 0 | 0 | 0 |
| TUNJA | 920 | 915 | 700 | 650 | 600 | 590 | 600 | 650 | 610 | 580 | 791 | 665 | 680 | 690 | 600 |
| HUANCABELIC | 345 | 340 | 100 | 110 | 110 | 145 | 140 | 140 | 140 | 140 | 392 | 603 | 283 | 180 | 170 |
| AYACUCHO | 630 | 530 | 340 | 260 | 245 | 240 | 310 | 180 | 190 | 200 | 190 | 290 | 150 | 136 | 130 |
| APURIMAC | 260 | 275 | 205 | 290 | 230 | 235 | 290 | 290 | 285 | 300 | 361 | 698 | 400 | 390 | 350 |
| CUZCO | 450 | 390 | 135 | 330 | 705 | 600 | 700 | 345 | 320 | 335 | 483 | 341 | 123 | 228 | 204 |
| PUNO | 12640 | 11615 | 10990 | 11050 | 10400 | 10695 | 12000 | 15865 | 15607 | 13435 | 14293 | 13298 | 16314 | 9491 | 12917 |
| LORETO | 0 | 0 | 0 | 0 | 0 | 0 | 0 | 0 | 0 | 0 | 0 | 0 | 0 | 0 | 0 |
| UCAYALI | 0 | 0 | 0 | 0 | 0 | 0 | 0 | 0 | 0 | 0 | 0 | 0 | 0 | 0 | 0 |
| REGION DE DI | 0 | 0 | 0 | 0 | 0 | 0 | 0 | 0 | 0 | 0 | 0 | 0 | 0 | 0 | 0 |




CUADRO V.7.16

SERIE HISTORICA DE SUPERFICIE COSECHADA DE LOS CULTIVOS MAS IMPORTANTES : 1970-1984

CULTIVO LIMON
 (HAS.)

| AÑOS | 1970 | 1971 | 1972 | 1973 | 1974 | 1975 | 1976 | 1977 | 1978 | 1979 | 1980 | 1981 | 1982 | 1983 | 1984 |
|-------------|------|------|------|------|------|------|------|------|------|------|------|------|-------|------|-------|
| TOT. NACION | 6111 | 5469 | 5742 | 6186 | 6475 | 6546 | 6641 | 7740 | 7592 | 7872 | 8114 | 8166 | 11089 | 9971 | 10508 |
| TUMBES | 100 | 90 | 100 | 150 | 160 | 181 | 180 | 297 | 311 | 340 | 440 | 460 | 767 | 681 | 668 |
| PIURA | 2560 | 1855 | 1990 | 2242 | 2335 | 2668 | 2670 | 3776 | 3717 | 3987 | 4041 | 3903 | 5841 | 5403 | 5943 |
| LAMBAYEQUE | 342 | 403 | 719 | 739 | 877 | 868 | 870 | 950 | 850 | 840 | 879 | 1081 | 2336 | 2155 | 2161 |
| LA LIBERTAD | 145 | 150 | 153 | 162 | 162 | 169 | 165 | 170 | 170 | 170 | 56 | 57 | 68 | 65 | 65 |
| ANCASH | 199 | 191 | 191 | 191 | 195 | 190 | 190 | 170 | 160 | 150 | 370 | 145 | 145 | 140 | 141 |
| LIMA | 153 | 100 | 35 | 33 | 35 | 35 | 35 | 18 | 17 | 17 | 31 | 27 | 27 | 25 | 25 |
| ICA | 11 | 10 | 10 | 10 | 10 | 10 | 10 | 10 | 10 | 10 | 10 | 10 | 10 | 10 | 10 |
| AREQUIPA | 19 | 20 | 12 | 12 | 12 | 10 | 5 | 9 | 9 | 8 | 5 | 6 | 6 | 6 | 6 |
| MOQUEGUA | 40 | 29 | 22 | 14 | 14 | 13 | 10 | 12 | 12 | 12 | 14 | 14 | 14 | 14 | 14 |
| TACNA | 1 | 1 | 1 | 1 | 1 | 1 | 1 | 3 | 3 | 3 | 6 | 5 | 5 | 6 | 6 |
| CAJAMARCA | 337 | 332 | 260 | 307 | 318 | 313 | 315 | 315 | 315 | 315 | 418 | 453 | 258 | 271 | 271 |
| AMAZONAS | 320 | 290 | 290 | 295 | 305 | 295 | 295 | 296 | 281 | 281 | 844 | 912 | 730 | 364 | 364 |
| SAN MARTIN | 150 | 150 | 150 | 162 | 170 | 175 | 170 | 175 | 185 | 200 | 235 | 240 | 245 | 258 | 258 |
| HUANUCO | 120 | 141 | 169 | 170 | 170 | 170 | 170 | 70 | 70 | 70 | 70 | 70 | 70 | 70 | 70 |
| PASCO | 280 | 260 | 150 | 150 | 150 | 150 | 150 | 150 | 150 | 150 | 14 | 14 | 14 | 14 | 14 |
| JUNIN | 612 | 587 | 590 | 590 | 590 | 590 | 390 | 370 | 365 | 349 | 132 | 93 | 65 | 70 | 70 |
| HUANCABELIC | 14 | 14 | 16 | 17 | 17 | 20 | 20 | 20 | 20 | 20 | 25 | 63 | 60 | 60 | 60 |
| AYACULCHO | 122 | 125 | 130 | 140 | 140 | 150 | 150 | 130 | 135 | 135 | 39 | 39 | 39 | 30 | 30 |
| APURIMAC | 45 | 47 | 42 | 45 | 45 | 46 | 45 | 40 | 40 | 40 | 31 | 39 | 40 | 40 | 40 |
| CUZCO | 207 | 165 | 155 | 159 | 167 | 180 | 180 | 167 | 172 | 172 | 49 | 99 | 100 | 100 | 100 |
| PUNO | 14 | 16 | 17 | 17 | 17 | 22 | 20 | 17 | 15 | 13 | 13 | 12 | 21 | 20 | 20 |
| LORETO | 290 | 430 | 530 | 535 | 540 | 540 | 530 | 530 | 540 | 550 | 342 | 314 | 120 | 77 | 80 |
| UCAYALI | 0 | 0 | 0 | 0 | 0 | 0 | 0 | 0 | 0 | 0 | 0 | 0 | 67 | 50 | 50 |
| MADRE DE DI | 30 | 40 | 40 | 45 | 45 | 50 | 50 | 45 | 45 | 40 | 42 | 42 | 42 | 42 | 42 |




CUADRO V.7.17

SERIE HISTORICA DE SUPERFICIE COSECHADA DE LOS CULTIVOS MAS IMPORTANTES : 1970-1984

CULTIVO MANZANILLO
 (HAS.)

| ANOS | 1970 | 1971 | 1972 | 1973 | 1974 | 1975 | 1976 | 1977 | 1978 | 1979 | 1980 | 1981 | 1982 | 1983 | 1984 |
|-------------|------|------|------|------|------|------|------|------|------|------|------|-------|-------|-------|-------|
| TOT. NACION | 6764 | 6714 | 6750 | 6526 | 6391 | 6929 | 7057 | 7522 | 7641 | 7798 | 9303 | 10541 | 10293 | 10410 | 10145 |
| TUMBES | 0 | 0 | 0 | 0 | 0 | 0 | 0 | 0 | 0 | 0 | 0 | 0 | 0 | 0 | 0 |
| PIURA | 2 | 3 | 3 | 3 | 3 | 0 | 0 | 0 | 0 | 0 | 0 | 0 | 0 | 0 | 0 |
| LAMBAYEQUE | 12 | 18 | 22 | 22 | 22 | 22 | 22 | 20 | 20 | 20 | 15 | 12 | 10 | 10 | 10 |
| LA LIBERTAD | 240 | 240 | 221 | 225 | 219 | 224 | 224 | 207 | 207 | 207 | 136 | 149 | 143 | 143 | 143 |
| ANCASH | 272 | 290 | 310 | 330 | 330 | 331 | 331 | 301 | 303 | 304 | 218 | 130 | 130 | 130 | 135 |
| LIMA | 5020 | 4940 | 5060 | 5090 | 5145 | 5145 | 5250 | 5750 | 5900 | 6050 | 8023 | 8919 | 8716 | 8810 | 8551 |
| ICA | 461 | 461 | 451 | 451 | 446 | 466 | 466 | 436 | 421 | 421 | 451 | 486 | 490 | 490 | 470 |
| AREQUIPA | 269 | 275 | 300 | 310 | 325 | 360 | 360 | 356 | 355 | 362 | 441 | 449 | 419 | 420 | 425 |
| MQUEGUA | 111 | 100 | 62 | 56 | 50 | 61 | 65 | 109 | 109 | 115 | 118 | 118 | 118 | 118 | 118 |
| TACNA | 119 | 130 | 134 | 142 | 147 | 133 | 151 | 172 | 176 | 179 | 114 | 98 | 87 | 111 | 113 |
| CAJAMARCA | 56 | 45 | 35 | 35 | 35 | 35 | 35 | 30 | 30 | 30 | 193 | 80 | 80 | 80 | 80 |
| AMAZONAS | 10 | 10 | 4 | 4 | 4 | 4 | 5 | 5 | 5 | 5 | 3 | 3 | 3 | 3 | 3 |
| SAN MARTIN | 0 | 0 | 0 | 0 | 0 | 0 | 0 | 0 | 0 | 0 | 0 | 0 | 0 | 0 | 0 |
| HUANUCO | 8 | 5 | 5 | 5 | 5 | 5 | 5 | 5 | 5 | 5 | 5 | 5 | 5 | 5 | 5 |
| PASCO | 0 | 0 | 0 | 0 | 0 | 0 | 0 | 0 | 0 | 0 | 0 | 0 | 0 | 0 | 0 |
| JUNIN | 6 | 6 | 3 | 3 | 3 | 3 | 3 | 5 | 5 | 5 | 13 | 12 | 15 | 15 | 15 |
| HUANCABELIC | 15 | 10 | 5 | 5 | 5 | 5 | 5 | 5 | 5 | 5 | 9 | 35 | 35 | 35 | 37 |
| AYACUCHO | 78 | 79 | 45 | 45 | 45 | 35 | 35 | 42 | 30 | 30 | 10 | 9 | 9 | 7 | 7 |
| APURIMAC | 45 | 60 | 60 | 66 | 66 | 70 | 70 | 50 | 40 | 30 | 43 | 27 | 25 | 25 | 25 |
| CJZCO | 38 | 40 | 40 | 40 | 40 | 30 | 30 | 29 | 30 | 30 | 11 | 8 | 8 | 8 | 8 |
| PUNO | 2 | 2 | 0 | 0 | 0 | 0 | 0 | 0 | 0 | 0 | 0 | 0 | 0 | 0 | 0 |
| LORETO | 0 | 0 | 0 | 0 | 0 | 0 | 0 | 0 | 0 | 0 | 0 | 0 | 0 | 0 | 0 |
| UCAYALI | 0 | 0 | 0 | 0 | 0 | 0 | 0 | 0 | 0 | 0 | 0 | 0 | 0 | 0 | 0 |
| MADRE DE DI | 0 | 0 | 0 | 0 | 0 | 0 | 0 | 0 | 0 | 0 | 0 | 0 | 0 | 0 | 0 |



CUADRO V.7.18

SENTE HISTORICA DE SUPERFICIE COSECHADA DE LOS CULTIVOS MAS IMPORTANTES : 1970-1984

CULTIVO VID
 (HAS.)

| ANOS | 1970 | 1971 | 1972 | 1973 | 1974 | 1975 | 1976 | 1977 | 1978 | 1979 | 1980 | 1981 | 1982 | 1983 | 1984 |
|-------------|-------|------|-------|-------|-------|-------|-------|-------|------|------|------|-------|-------|------|------|
| TOT. NACION | 10317 | 9880 | 10339 | 10790 | 10814 | 10520 | 10653 | 10075 | 9199 | 9045 | 9532 | 10484 | 10469 | 9974 | 9744 |
| TUMBES | 0 | 0 | 0 | 0 | 0 | 0 | 0 | 0 | 0 | 0 | 0 | 0 | 0 | 0 | 0 |
| PIURA | 120 | 50 | 55 | 55 | 10 | 10 | 10 | 0 | 0 | 0 | 0 | 0 | 0 | 0 | 0 |
| LAMBAYEQUE | 460 | 460 | 420 | 429 | 400 | 270 | 270 | 230 | 210 | 170 | 150 | 124 | 115 | 110 | 115 |
| LA LIBERTAD | 109 | 107 | 92 | 93 | 93 | 53 | 55 | 47 | 48 | 48 | 69 | 124 | 108 | 110 | 110 |
| ANCASH | 120 | 180 | 252 | 312 | 332 | 302 | 280 | 255 | 240 | 230 | 93 | 93 | 80 | 75 | 75 |
| LIMA | 4215 | 3715 | 3030 | 3865 | 3800 | 4018 | 4015 | 3513 | 2712 | 2623 | 3094 | 3094 | 3302 | 2819 | 2673 |
| ICA | 4400 | 4500 | 4800 | 5100 | 5225 | 5200 | 5250 | 5260 | 5265 | 5270 | 5403 | 5425 | 5232 | 5226 | 5129 |
| AREQUIPA | 410 | 390 | 395 | 400 | 410 | 307 | 305 | 305 | 256 | 221 | 217 | 196 | 193 | 193 | 195 |
| MOQUEGUA | 67 | 60 | 107 | 135 | 164 | 126 | 133 | 111 | 114 | 120 | 132 | 141 | 136 | 141 | 141 |
| TACNA | 255 | 262 | 262 | 251 | 250 | 212 | 210 | 241 | 236 | 240 | 267 | 256 | 272 | 269 | 270 |
| CAJAMARCA | 5 | 5 | 5 | 5 | 5 | 5 | 5 | 3 | 2 | 2 | 8 | 929 | 929 | 929 | 934 |
| AMAZONAS | 0 | 0 | 1 | 1 | 1 | 1 | 0 | 0 | 0 | 0 | 0 | 0 | 0 | 0 | 0 |
| SAN MARTIN | 45 | 50 | 50 | 55 | 55 | 60 | 75 | 65 | 70 | 75 | 90 | 90 | 90 | 90 | 90 |
| HUANUCO | 15 | 15 | 0 | 0 | 0 | 0 | 0 | 0 | 0 | 0 | 0 | 0 | 0 | 0 | 0 |
| PASCO | 0 | 0 | 0 | 0 | 0 | 0 | 0 | 0 | 0 | 0 | 0 | 0 | 0 | 0 | 0 |
| JUNIN | 2 | 2 | 2 | 2 | 2 | 2 | 2 | 2 | 2 | 2 | 2 | 2 | 2 | 2 | 2 |
| HUANCABELIC | 3 | 2 | 2 | 2 | 2 | 2 | 2 | 2 | 2 | 2 | 2 | 2 | 2 | 2 | 2 |
| AYACUCHO | 65 | 75 | 55 | 55 | 55 | 40 | 40 | 35 | 35 | 35 | 4 | 4 | 4 | 4 | 4 |
| APURIMAC | 6 | 7 | 10 | 10 | 10 | 5 | 5 | 5 | 5 | 5 | 5 | 8 | 8 | 8 | 8 |
| CUZCO | 0 | 0 | 0 | 0 | 0 | 0 | 0 | 0 | 0 | 0 | 0 | 0 | 0 | 0 | 0 |
| PUNO | 0 | 0 | 0 | 0 | 0 | 0 | 0 | 0 | 0 | 0 | 0 | 0 | 0 | 0 | 0 |
| LORETO | 0 | 0 | 0 | 0 | 0 | 0 | 0 | 0 | 0 | 0 | 0 | 0 | 0 | 0 | 0 |
| UCAYALI | 0 | 0 | 0 | 0 | 0 | 0 | 0 | 0 | 0 | 0 | 0 | 0 | 0 | 0 | 0 |
| MADRE DE DI | 0 | 0 | 0 | 0 | 0 | 0 | 0 | 0 | 0 | 0 | 0 | 0 | 0 | 0 | 0 |

FECHA 26/02/84

CUADRO V.7.19

SERIE HISTORICA DE SUPERFICIE COSECHADA DE LOS CULTIVOS MAS IMPORTANTES : 1970-1984

CULTIVO MAIZ GRAND

(HAS.)

| | 1970 | 1971 | 1972 | 1973 | 1974 | 1975 | 1976 | 1977 | 1978 | 1979 | 1980 | 1981 | 1982 | 1983 | 1984 |
|-------------|--------|--------|--------|--------|--------|--------|--------|--------|--------|--------|--------|--------|--------|--------|--------|
| ANOS | 1970 | 1971 | 1972 | 1973 | 1974 | 1975 | 1976 | 1977 | 1978 | 1979 | 1980 | 1981 | 1982 | 1983 | 1984 |
| TOT. NACION | 382105 | 373845 | 382945 | 360715 | 364070 | 362560 | 345445 | 330715 | 350748 | 370672 | 276921 | 316359 | 347860 | 339401 | 379988 |
| TUMBES | 500 | 260 | 660 | 870 | 600 | 940 | 900 | 1036 | 444 | 313 | 241 | 125 | 93 | 91 | 593 |
| PIURA | 24100 | 23800 | 24415 | 17315 | 15340 | 24355 | 29870 | 29705 | 13077 | 18087 | 17596 | 18969 | 14662 | 14763 | 21048 |
| LAMBAYEQUE | 21830 | 21895 | 19410 | 17965 | 17200 | 18710 | 19100 | 17030 | 10640 | 15969 | 7533 | 7319 | 8204 | 9084 | 14831 |
| LA LIBERTAD | 28750 | 25410 | 30571 | 27080 | 27220 | 28500 | 29950 | 26778 | 17658 | 20927 | 7344 | 18150 | 11762 | 14069 | 16568 |
| ANCASH | 44400 | 43700 | 56770 | 36110 | 26300 | 36200 | 39000 | 38925 | 35230 | 27281 | 19090 | 26271 | 23069 | 20849 | 22872 |
| LIMA | 31160 | 28620 | 29505 | 28660 | 28835 | 28900 | 31500 | 35060 | 30315 | 25710 | 18603 | 18772 | 24838 | 25090 | 29731 |
| ICA | 5540 | 9620 | 10055 | 9000 | 9415 | 11930 | 14150 | 14670 | 9380 | 6477 | 6874 | 6723 | 6318 | 7163 | 9208 |
| AREQUIPA | 7400 | 6880 | 7120 | 6835 | 6410 | 6000 | 6365 | 7193 | 5848 | 4922 | 3791 | 3762 | 4751 | 4211 | 4685 |
| MOQUEGUA | 1600 | 1535 | 1485 | 1520 | 1370 | 1385 | 955 | 1120 | 1290 | 1005 | 1302 | 939 | 1058 | 1069 | 592 |
| TACNA | 2475 | 2120 | 2700 | 2630 | 2500 | 2550 | 1595 | 1390 | 1530 | 2145 | 2262 | 2320 | 2058 | 1748 | 1697 |
| CAJAMARCA | 56310 | 59040 | 60360 | 60640 | 60470 | 60400 | 61300 | 53938 | 62014 | 67187 | 41010 | 60513 | 65961 | 67083 | 65686 |
| AMAZONAS | 12925 | 11345 | 13935 | 15330 | 14470 | 15365 | 15460 | 16235 | 15109 | 19100 | 18068 | 15323 | 24865 | 24581 | 26218 |
| SAN MARTIN | 15100 | 14700 | 14500 | 15000 | 14200 | 13150 | 14000 | 17353 | 24706 | 38390 | 29774 | 34330 | 42422 | 52788 | 62027 |
| HUANUCO | 17300 | 17200 | 18570 | 17200 | 16850 | 13950 | 14100 | 13582 | 12128 | 12800 | 11271 | 8300 | 6634 | 9508 | 10077 |
| PASCO | 3500 | 4300 | 3990 | 3900 | 3760 | 2900 | 3900 | 3600 | 3200 | 3565 | 3375 | 2701 | 3247 | 2285 | 2835 |
| JUNIN | 14800 | 14390 | 13750 | 13770 | 13330 | 13920 | 14450 | 16475 | 16836 | 15823 | 15083 | 18122 | 18112 | 20771 | 19205 |
| HUANCABELIC | 17300 | 16600 | 15950 | 16300 | 19000 | 16600 | 16600 | 15175 | 15930 | 15730 | 9198 | 9943 | 9506 | 3442 | 10042 |
| AYACUCHO | 26175 | 25720 | 27500 | 26400 | 29000 | 25700 | 27850 | 25990 | 25580 | 26035 | 19883 | 17946 | 19376 | 15289 | 11522 |
| APURIMAC | 13200 | 20700 | 21900 | 19500 | 20100 | 19500 | 20200 | 19928 | 19950 | 20050 | 13827 | 12741 | 24522 | 11886 | 19413 |
| CUZCO | 15500 | 15950 | 19220 | 18020 | 17260 | 13440 | 14400 | 19015 | 13954 | 19010 | 17785 | 19533 | 19712 | 18750 | 18289 |
| PUNO | 2740 | 2960 | 2740 | 2870 | 3010 | 2900 | 2900 | 2567 | 3010 | 3135 | 3017 | 2988 | 2927 | 2959 | 3102 |
| LORETO | 9000 | 6500 | 6690 | 8700 | 8450 | 2715 | 6500 | 3500 | 7439 | 6711 | 9484 | 4733 | 6273 | 9093 | 5506 |
| UCAYALI | 0 | 0 | 0 | 0 | 0 | 0 | 0 | 0 | 0 | 0 | 0 | 5209 | 6920 | 2114 | 3301 |
| MADRE DE DI | 500 | 500 | 550 | 450 | 480 | 450 | 500 | 450 | 480 | 500 | 510 | 627 | 576 | 715 | 940 |

1
2
3
4
5
6
7
8
9
10
11
12
13
14
15
16
17
18
19
20
21
22
23
24
25
26
27
28
29
30
31
32
33
34
35
36
37
38
39
40
41
42
43
44
45
46
47
48
49
50
51
52
53
54
55
56
57
58
59
60
61
62
63
64
65
66
67
68
69
70
71
72
73
74
75
76
77
78
79
80
81
82
83
84
85
86
87
88
89
90
91
92
93
94
95
96
97
98
99
100

SEKIE HISTORICA DE SUPERFICIE COSECHADA DE LOS CULTIVOS MAS IMPORTANTES : 1970-1984

=====


TOTAL NACIONAL

=====

(HAS.)

=====

| ANOS | 1970 | 1971 | 1972 | 1973 | 1974 | 1975 | 1976 | 1977 | 1978 | 1979 | 1980 | 1981 | 1982 | 1983 | 1984 |
|-------------|--------|---------|---------|---------|---------|---------|---------|---------|---------|---------|---------|---------|---------|---------|--------|
| TOT. NACION | 168364 | 1675364 | 1589375 | 1576770 | 1586520 | 1547911 | 1556600 | 1590210 | 1499213 | 1556407 | 1328943 | 1465204 | 1330159 | 1496561 | |
| TUMBES | 7995 | 9060 | 6210 | 7735 | 9310 | 8091 | 9055 | 10800 | 10792 | 11106 | 11609 | 12452 | 11560 | 3025 | 7806 |
| PIURA | 122567 | 129001 | 111306 | 114385 | 120794 | 124044 | 122330 | 127460 | 102477 | 112944 | 117911 | 116846 | 109118 | 61392 | 116416 |
| LAMBAYEQUE | 83179 | 81311 | 80456 | 80795 | 85344 | 85150 | 85297 | 86260 | 63079 | 73041 | 43698 | 67757 | 65894 | 71374 | 95245 |
| LA LIBERTAD | 143719 | 138167 | 143007 | 138475 | 140939 | 145631 | 146239 | 137386 | 107884 | 124142 | 73293 | 100773 | 84689 | 98045 | 111877 |
| ANCASH | 147266 | 144966 | 129103 | 125931 | 127660 | 124483 | 127581 | 136299 | 122590 | 106158 | 64586 | 94538 | 79418 | 72612 | 71437 |
| LIMA | 103418 | 94804 | 92417 | 91075 | 92303 | 91928 | 90677 | 88929 | 86821 | 88089 | 81477 | 87663 | 84649 | 72771 | 77151 |
| ICA | 71217 | 68666 | 70151 | 71496 | 72311 | 73591 | 63241 | 70598 | 69611 | 66627 | 69891 | 70190 | 72941 | 69599 | 66478 |
| AREQUIPA | 31723 | 28550 | 28547 | 27517 | 28147 | 27532 | 27878 | 29748 | 28247 | 28325 | 28026 | 30764 | 33496 | 29493 | 28030 |
| MUQUEGUA | 4423 | 3659 | 3366 | 3355 | 3534 | 3696 | 3143 | 3443 | 3080 | 2752 | 3067 | 2805 | 2663 | 2429 | 2042 |
| TACNA | 4300 | 4368 | 4767 | 4524 | 4383 | 4546 | 3492 | 2531 | 2490 | 3747 | 3627 | 3688 | 3512 | 2991 | 3089 |
| CAJAMARCA | 147073 | 162632 | 170495 | 172982 | 174778 | 177255 | 175790 | 184714 | 131859 | 185188 | 136922 | 171525 | 169240 | 193594 | 185672 |
| AMAZONAS | 47615 | 45415 | 48850 | 50545 | 50640 | 48845 | 51520 | 57780 | 56648 | 52906 | 65612 | 51232 | 78348 | 75634 | 85374 |
| SAN MARTIN | 58080 | 63020 | 51370 | 47097 | 44495 | 49634 | 50535 | 51804 | 65668 | 91604 | 93527 | 92808 | 96830 | 104604 | 134462 |
| HUANUCO | 69753 | 81291 | 75909 | 74710 | 74445 | 66005 | 67750 | 60638 | 58316 | 57961 | 54003 | 45192 | 42044 | 44898 | 47298 |
| PASCO | 28195 | 26290 | 23065 | 21690 | 22390 | 20955 | 20715 | 18426 | 18789 | 19007 | 18654 | 19272 | 22287 | 21701 | 23998 |
| JUNIN | 171957 | 171422 | 137085 | 136340 | 137550 | 124664 | 126423 | 124795 | 122614 | 124522 | 112265 | 120387 | 127109 | 128592 | 123103 |
| HUANCARELIC | 78427 | 71576 | 59728 | 57029 | 57414 | 53862 | 55060 | 54330 | 55790 | 56940 | 43746 | 49718 | 38038 | 12923 | 30529 |
| AYACUCHO | 88095 | 96784 | 86495 | 84444 | 90135 | 88450 | 89005 | 79927 | 80121 | 83511 | 66023 | 60644 | 59818 | 46122 | 42154 |
| APURIMAC | 38001 | 41704 | 42372 | 43320 | 42186 | 36811 | 39720 | 39401 | 40610 | 40160 | 29778 | 31171 | 45583 | 21539 | 33091 |
| CUZCO | 73670 | 68975 | 75000 | 74064 | 72082 | 69425 | 70535 | 81104 | 81785 | 84289 | 94747 | 86984 | 90169 | 86013 | 82572 |
| PUNO | 92731 | 93163 | 93687 | 89247 | 87562 | 81417 | 82684 | 83417 | 85188 | 82207 | 78598 | 78700 | 63458 | 37980 | 54567 |
| LURETO | 61910 | 53110 | 47700 | 47845 | 45915 | 38255 | 46185 | 45653 | 49970 | 57177 | 54319 | 38439 | 38418 | 52409 | 49577 |
| UCAYALI | | | | | | | | | | | | | | | |
| MADRE DE DI | 4660 | 5110 | 4290 | 4183 | 4195 | 3530 | 3750 | 4275 | 4345 | 4000 | 3374 | 4986 | 4652 | 4583 | 5422 |



SERIE HISTORICA DE PRODUCCION
DE LOS CULTIVOS MAS IMPORTANTES
1970 - 1984



CUADRO V.8.1

SERIE HISTORICA DE PRODUCCION DE LOS CULTIVOS MAS IMPORTANTES : 1970-1984

CULTIVOS

(T)

| AÑOS | 1970 | 1971 | 1972 | 1973 | 1974 | 1975 | 1976 | 1977 | 1978 | 1979 | 1980 | 1981 | 1982 | 1983 | 1984 |
|---------------|--------|--------|--------|--------|--------|--------|--------|--------|--------|--------|--------|--------|--------|--------|---------|
| TOT. NACION | 580721 | 591111 | 452325 | 482471 | 494257 | 530855 | 57415 | 59700 | 467758 | 553399 | 422271 | 717461 | 775529 | 797560 | 1155773 |
| TUMBS | 1520 | 19136 | 14924 | 8600 | 15794 | 14878 | 11220 | 10059 | 16293 | 15000 | 17472 | 19650 | 29381 | 5636 | 24130 |
| PIURA | 10450 | 116070 | 54050 | 64764 | 52220 | 74356 | 82264 | 81252 | 53920 | 99789 | 111229 | 127057 | 173851 | 75813 | 197978 |
| LAMBAYEQUE | 112128 | 116859 | 122512 | 125555 | 135898 | 145476 | 158648 | 159432 | 99091 | 98749 | 18500 | 130806 | 122916 | 163032 | 304248 |
| LA LIBERTAD | 120250 | 114200 | 99574 | 99750 | 100800 | 113106 | 112850 | 125976 | 56260 | 97859 | 11120 | 123173 | 81071 | 124099 | 152787 |
| ANCASH | 5200 | 7599 | 4784 | 5152 | 5575 | 2255 | 3345 | 1993 | 1905 | 2778 | 8378 | 5542 | 12720 | 19516 | 18745 |
| LIMA | 00 | 00 | 00 | 00 | 00 | 00 | 00 | 11 | 15 | 00 | 00 | 00 | 00 | 00 | 00 |
| ICA | 00 | 00 | 00 | 00 | 00 | 00 | 00 | 00 | 00 | 00 | 00 | 00 | 00 | 00 | 00 |
| AREQUIPA | 29900 | 34707 | 35029 | 32022 | 36944 | 40900 | 44814 | 53623 | 57509 | 60657 | 74255 | 82870 | 91566 | 91415 | 77825 |
| MORUEGUA | 00 | 00 | 00 | 00 | 00 | 00 | 00 | 00 | 00 | 00 | 00 | 00 | 00 | 00 | 00 |
| TACNA | 00 | 00 | 00 | 00 | 00 | 00 | 00 | 00 | 00 | 00 | 00 | 00 | 00 | 00 | 00 |
| CAJAMARCA | 60201 | 62776 | 60147 | 46854 | 47228 | 62359 | 51693 | 44254 | 55951 | 51582 | 41878 | 62638 | 60040 | 74338 | 75742 |
| AMAZONAS | 55140 | 50498 | 57893 | 55150 | 50880 | 50140 | 61870 | 47415 | 47008 | 49600 | 61627 | 62259 | 71551 | 68325 | 93584 |
| SAN MARTIN | 20900 | 19720 | 15648 | 10743 | 8742 | 15190 | 11340 | 14355 | 25384 | 29873 | 34429 | 34898 | 61056 | 94211 | 120715 |
| HUANUCO | 1672 | 4009 | 3900 | 3354 | 3345 | 1047 | 1509 | 1422 | 1200 | 1200 | 2479 | 2022 | 1618 | 1037 | 1742 |
| PASCO | 255 | 559 | 355 | 273 | 258 | 164 | 280 | 294 | 394 | 364 | 00 | 00 | 611 | 615 | 681 |
| JUNIN | 945 | 655 | 500 | 426 | 428 | 390 | 532 | 754 | 558 | 517 | 945 | 1211 | 1295 | 1520 | 1344 |
| HUANCAVELICA | 00 | 00 | 00 | 00 | 00 | 00 | 00 | 00 | 00 | 00 | 00 | 00 | 00 | 00 | 00 |
| AYACUCHO | 210 | 274 | 223 | 259 | 352 | 293 | 390 | 325 | 425 | 404 | 243 | 300 | 398 | 1044 | 1170 |
| APURIMAC | 00 | 00 | 00 | 00 | 00 | 00 | 00 | 00 | 00 | 00 | 00 | 00 | 00 | 00 | 00 |
| SUCLO | 1042 | 1155 | 1000 | 1140 | 724 | 1022 | 1115 | 1140 | 1159 | 1190 | 1541 | 1657 | 1856 | 1982 | 1625 |
| PUNO | 117 | 115 | 75 | 63 | 72 | 110 | 150 | 175 | 100 | 151 | 271 | 393 | 320 | 235 | 276 |
| LORETO | 3500 | 30764 | 25400 | 25876 | 19320 | 19440 | 21501 | 30269 | 30164 | 52842 | 16700 | 17243 | 47845 | 60264 | 58954 |
| UCAYALI | 00 | 00 | 00 | 00 | 00 | 00 | 00 | 00 | 00 | 00 | 00 | 7239 | 13212 | 11037 | 12135 |
| MADRE DE DIOS | 3200 | 5850 | 2711 | 2520 | 2428 | 1650 | 1800 | 1790 | 5800 | 2400 | 1900 | 4313 | 3400 | 3439 | 4090 |



CUADRO V.8.3

SEIE HISTORICA DE PRODUCCION DE LOS CULTIVOS MAS IMPORTANTES : 1970 1984

 JULIIV, PRUJUL GRANO

 (T M)

| ANOS | 1970 | 1971 | 1972 | 1973 | 1974 | 1975 | 1976 | 1977 | 1978 | 1979 | 1980 | 1981 | 1982 | 1983 | 1984 |
|---------------|-------|-------|-------|-------|-------|-------|-------|-------|-------|-------|-------|-------|-------|-------|-------|
| TOTA NACIONAL | 53259 | 46083 | 49925 | 51795 | 43121 | 49225 | 47934 | 46834 | 47166 | 47693 | 39342 | 44963 | 43327 | 35189 | 45277 |
| TUMBES | 10 | 9 | 7 | 27 | 7 | 20 | 20 | 20 | 16 | 22 | 4 | 2 | 0 | 0 | 0 |
| PIURA | 3455 | 3774 | 4226 | 4218 | 4180 | 4625 | 4601 | 3151 | 2941 | 4336 | 2898 | 3658 | 3201 | 2752 | 1755 |
| LAMBAYEQUE | 1625 | 705 | 1171 | 1542 | 1541 | 994 | 1088 | 1743 | 1722 | 1692 | 1704 | 1248 | 1516 | 815 | 761 |
| LA LIBERTAD | 4712 | 2669 | 4340 | 4376 | 4759 | 5142 | 5530 | 5055 | 2786 | 1983 | 1122 | 4382 | 2382 | 438 | 1311 |
| ANCASH | 2904 | 2600 | 2346 | 2459 | 3138 | 3746 | 3750 | 1954 | 2834 | 2347 | 2174 | 3684 | 2746 | 1988 | 2366 |
| LAMA | 5528 | 5732 | 7792 | 7574 | 8140 | 4697 | 4667 | 5388 | 5177 | 4699 | 4271 | 3117 | 3125 | 1839 | 3726 |
| TUA | 4952 | 4672 | 6020 | 5806 | 4309 | 3240 | 1970 | 1890 | 2126 | 1525 | 959 | 1323 | 828 | 500 | 1136 |
| AREQUIPA | 4452 | 4770 | 4828 | 4507 | 5171 | 6222 | 3147 | 5492 | 8001 | 7899 | 6603 | 15588 | 9640 | 827 | 9589 |
| MUQUEGUA | 44 | 88 | 47 | 23 | 24 | 24 | 24 | 29 | 28 | 45 | 21 | 14 | 14 | 0 | 7 |
| TACNA | 0 | 0 | 0 | 0 | 0 | 0 | 0 | 0 | 0 | 0 | 0 | 0 | 0 | 0 | 0 |
| CAJAMARCA | 7433 | 4825 | 5772 | 6122 | 6539 | 5679 | 6442 | 5650 | 5986 | 7080 | 1739 | 3656 | 4256 | 8339 | 7774 |
| AMAZONAS | 2001 | 1431 | 1971 | 2279 | 2052 | 2171 | 1300 | 2332 | 2043 | 2219 | 3242 | 1427 | 2645 | 2621 | 3354 |
| SAN MARTIN | 3185 | 3320 | 2275 | 2905 | 3392 | 4125 | 4240 | 4035 | 3123 | 3620 | 2985 | 1172 | 5256 | 2587 | 5582 |
| HUANUCO | 2738 | 2319 | 2915 | 2420 | 4609 | 2675 | 4650 | 4500 | 2679 | 2000 | 3145 | 1924 | 189 | 479 | 1056 |
| PASCO | 122 | 82 | 113 | 126 | 136 | 129 | 133 | 132 | 144 | 156 | 0 | 0 | 25 | 104 | 287 |
| JUNIN | 2300 | 2176 | 1533 | 1585 | 1590 | 2570 | 1500 | 1572 | 2624 | 2431 | 1838 | 1572 | 1924 | 1831 | 1917 |
| HUANCAVELICA | 4508 | 3475 | 4589 | 893 | 684 | 1619 | 1180 | 900 | 1004 | 693 | 218 | 284 | 185 | 297 | 1083 |
| AYACUCHO | 158 | 147 | 209 | 245 | 328 | 275 | 271 | 222 | 208 | 204 | 379 | 282 | 422 | 215 | 731 |
| APURIMAC | 376 | 403 | 535 | 535 | 682 | 900 | 900 | 771 | 927 | 920 | 1044 | 1519 | 1445 | 884 | 1226 |
| CUZCO | 192 | 171 | 198 | 223 | 220 | 301 | 332 | 357 | 328 | 317 | 332 | 243 | 337 | 369 | 399 |
| PUNO | 52 | 54 | 35 | 57 | 52 | 14 | 21 | 17 | 15 | 13 | 0 | 0 | 0 | 0 | 0 |
| LORETO | 230 | 2432 | 2121 | 2227 | 3309 | 2445 | 1700 | 1300 | 1300 | 2000 | 2484 | 1535 | 1931 | 2193 | 1983 |
| UCAYALI | 0 | 0 | 0 | 0 | 0 | 0 | 0 | 0 | 0 | 0 | 0 | 0 | 0 | 0 | 0 |
| MADRE DE DIOS | 152 | 188 | 142 | 184 | 179 | 182 | 175 | 182 | 182 | 182 | 182 | 182 | 175 | 175 | 84 |

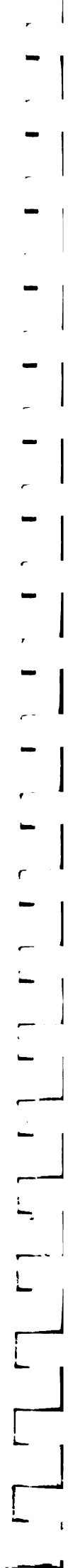
1.
2.
3.
4.
5.
6.
7.
8.
9.
10.
11.
12.
13.
14.
15.
16.
17.
18.
19.
20.
21.
22.
23.
24.
25.
26.
27.
28.
29.
30.
31.
32.
33.
34.
35.
36.
37.
38.
39.
40.
41.
42.
43.
44.
45.
46.
47.
48.
49.
50.
51.
52.
53.
54.
55.
56.
57.
58.
59.
60.
61.
62.
63.
64.
65.
66.
67.
68.
69.
70.
71.
72.
73.
74.
75.
76.
77.
78.
79.
80.
81.
82.
83.
84.
85.
86.
87.
88.
89.
90.
91.
92.
93.
94.
95.
96.
97.
98.
99.
100.

CUADRO V.8.4

SERIE HISTORICA DE PRODUCCION DE LYS CULTIVOS MAS IMPORTANTES : 1971 1984

UNIDAD (TM)

| AÑOS | 1971 | 1972 | 1973 | 1974 | 1975 | 1976 | 1977 | 1978 | 1979 | 1980 | 1981 | 1982 | 1983 | 1984 |
|-------------|--------|--------|--------|--------|--------|--------|--------|--------|--------|--------|--------|--------|--------|--------|
| TUMES | 192947 | 171339 | 171574 | 172374 | 153955 | 155100 | 151552 | 169524 | 169516 | 157648 | 17512 | 179964 | 199964 | 146259 |
| PIURA | 4857 | 7495 | 8177 | 9130 | 13996 | 12920 | 11753 | 11991 | 5920 | 10978 | 12515 | 14116 | 14412 | 11171 |
| LAMBAYEQUE | 1600 | 2990 | 513 | 1010 | 1260 | 1125 | 750 | 611 | 431 | 1347 | 115 | 0 | 0 | 0 |
| LA LIBERTAD | 12270 | 11060 | 110467 | 110743 | 121406 | 11592 | 9051 | 90935 | 117797 | 57404 | 112742 | 92458 | 97703 | 116158 |
| ANCASH | 24770 | 25772 | 44277 | 138440 | 127805 | 145080 | 110677 | 114751 | 135104 | 71804 | 129106 | 129081 | 95044 | 10800 |
| LIMA | 179880 | 15305 | 124224 | 145515 | 150667 | 155348 | 142320 | 142570 | 122528 | 98731 | 142357 | 10996 | 44512 | 74609 |
| ICA | 23420 | 13309 | 14345 | 19509 | 27230 | 34957 | 34267 | 30595 | 36304 | 31332 | 50875 | 32531 | 37967 | 40959 |
| AREQUIPA | 30208 | 35748 | 29750 | 32354 | 32440 | 37779 | 34430 | 34215 | 35443 | 37208 | 52102 | 40275 | 34224 | 40729 |
| MUQUEGUA | 845 | 8908 | 5505 | 6440 | 8505 | 7881 | 8900 | 7510 | 6930 | 5604 | 13985 | 9306 | 7360 | 8795 |
| TACNA | 15900 | 15270 | 9742 | 8109 | 7931 | 11202 | 10798 | 8376 | 7594 | 12716 | 12727 | 10727 | 8046 | 11196 |
| CAJAMARCA | 10130 | 13885 | 147308 | 142506 | 143498 | 144645 | 134805 | 145873 | 10797 | 38847 | 80449 | 11777 | 104773 | 111389 |
| AMAZONAS | 4202 | 4872 | 10313 | 7706 | 9961 | 9395 | 9098 | 10194 | 9703 | 10774 | 7598 | 21011 | 12508 | 12049 |
| SAN MARTIN | 0 | 0 | 0 | 0 | 0 | 0 | 0 | 0 | 0 | 0 | 0 | 0 | 0 | 0 |
| HUANUCO | 150375 | 224420 | 160480 | 168271 | 168776 | 144500 | 151508 | 152109 | 160034 | 140705 | 94757 | 150356 | 157626 | 178400 |
| PASCO | 34800 | 30100 | 34800 | 36600 | 41100 | 43500 | 42100 | 46700 | 54500 | 50200 | 60773 | 85508 | 88708 | 98948 |
| JUNIN | 378600 | 390800 | 324540 | 324940 | 317600 | 257904 | 251015 | 269255 | 231330 | 283020 | 255001 | 290927 | 260437 | 277921 |
| HUANCAYELIS | 14900 | 127900 | 86647 | 92100 | 80764 | 70200 | 81200 | 92605 | 94520 | 107503 | 123700 | 93544 | 22995 | 77172 |
| AYACUCHO | 57000 | 57440 | 60575 | 50900 | 61400 | 63000 | 60700 | 62100 | 65845 | 54842 | 59473 | 75005 | 19894 | 25177 |
| APURIMAC | 59400 | 79406 | 78105 | 90693 | 87760 | 60995 | 70000 | 70000 | 72005 | 53615 | 64603 | 67940 | 31417 | 45190 |
| CUZCO | 110040 | 99100 | 105405 | 107000 | 112000 | 120400 | 130000 | 120000 | 133541 | 150000 | 170307 | 180816 | 118290 | 126803 |
| PUNO | 231370 | 260410 | 245109 | 227908 | 203148 | 207300 | 180800 | 144345 | 235809 | 176001 | 122444 | 265200 | 26388 | 93315 |
| LUREO | 0 | 0 | 0 | 0 | 0 | 0 | 0 | 0 | 0 | 0 | 0 | 0 | 0 | 0 |
| UCAYALI | 0 | 0 | 0 | 0 | 0 | 0 | 0 | 0 | 0 | 0 | 0 | 0 | 0 | 0 |
| MADRE DE DI | 0 | 0 | 0 | 0 | 0 | 0 | 0 | 0 | 0 | 0 | 0 | 0 | 0 | 0 |



FECHA 06/04/84

CUADRO V.8.5

SERIE HISTORICA DE PRODUCCION DE LOS CULTIVOS MAS IMPORTANTES : 1970-1984

CULTIVO : FRISO
 (TM)

| ANOS | 1971 | 1972 | 1973 | 1974 | 1975 | 1976 | 1977 | 1978 | 1979 | 1980 | 1981 | 1982 | 1983 | 1984 |
|--------------|-------|-------|-------|-------|-------|-------|-------|-------|-------|-------|--------|--------|-------|-------|
| TOT. NACIJA | 22225 | 22780 | 22655 | 27353 | 25324 | 27497 | 25335 | 24401 | 25067 | 77142 | 116551 | 100876 | 75623 | 83500 |
| TUMBES | | | | | | | | | | | | | | |
| PIURA | 4042 | 7406 | 8343 | 7544 | 7124 | 7486 | 4427 | 4558 | 5236 | 6557 | 6331 | 5868 | 5696 | 7248 |
| LAMBAYEQUE | 201 | 1904 | 296 | 354 | 497 | 307 | 752 | 656 | 751 | 247 | | | | |
| LA LIBERTAD | 25524 | 24058 | 23447 | 24108 | 22850 | 25230 | 24637 | 16357 | 20771 | 7647 | 17144 | 12565 | 13392 | 15578 |
| ANCASH | 28686 | 20703 | 27657 | 31573 | 3227 | 31231 | 22827 | 30155 | 25852 | 14643 | 33079 | 25501 | 13799 | 13004 |
| LIMA | 2139 | 3118 | 3006 | 2717 | 1831 | 2270 | 2556 | 1928 | 2793 | 95 | 407 | 288 | 236 | 507 |
| ICA | 56 | 148 | 251 | 1145 | 951 | 1066 | 1894 | 2871 | 1356 | 717 | 594 | 97 | 16 | 39 |
| AREQUIPA | 2804 | 2792 | 3175 | 4433 | 3240 | 3504 | 2507 | 1975 | 1644 | 683 | 1006 | 565 | 565 | 869 |
| MORUEGUA | 1014 | 513 | 429 | 1107 | 889 | 855 | 577 | 426 | 423 | 337 | 156 | 224 | 25 | 407 |
| TACNA | 104 | 104 | 211 | 242 | 351 | 477 | 224 | 597 | 367 | 115 | 241 | 527 | 87 | 284 |
| CAJAMARCA | 1205 | 1308 | 920 | 1089 | 11709 | 1014 | 1315 | 9941 | 0134 | 3798 | 1203 | 1017 | 11936 | 10405 |
| AMAZONES | 401 | 351 | 293 | 233 | 224 | 215 | 451 | 104 | 371 | 359 | 357 | 564 | 547 | 537 |
| SAN MARTIN | | | | | | | | | | | | | | |
| HUANUCO | 4299 | 4347 | 4555 | 4102 | 3005 | 3549 | 2957 | 2428 | 2984 | 6309 | 4517 | 2625 | 5089 | 2817 |
| PASCO | 4307 | 4100 | 457 | 507 | 540 | 517 | 475 | 450 | 455 | 504 | 705 | 904 | 305 | 206 |
| JUNIN | 14125 | 13577 | 9513 | 11810 | 11385 | 11524 | 1313 | 11745 | 11781 | 12790 | 10627 | 12707 | 14200 | 15852 |
| HUANCAVELICA | 5002 | 5328 | 5553 | 5629 | 4404 | 4494 | 4554 | 4348 | 4429 | 6292 | 6406 | 7977 | 2242 | 3547 |
| AYACULCO | 15830 | 15624 | 15100 | 14239 | 15290 | 15062 | 1775 | 6409 | 6646 | 4400 | 10143 | 6505 | 1724 | 3692 |
| APURIMAC | 2731 | 3000 | 3605 | 3521 | 3352 | 3030 | 2955 | 3015 | 3042 | 2141 | 3054 | 2945 | 391 | 1705 |
| CUZCO | 3920 | 3704 | 3370 | 3431 | 3735 | 3575 | 3937 | 3610 | 3544 | 6534 | 7803 | 8053 | 5052 | 6445 |
| PUNO | 143 | 97 | 150 | 133 | 175 | 138 | 94 | 149 | 117 | | | 237 | 124 | 246 |
| LORETO | | | | | | | | | | | | | | |
| ULAYALI | | | | | | | | | | | | | | |
| MADRE DE DI | | | | | | | | | | | | | | |



SERIE HISTORICA DE PRODUCCION DE LOS CULTIVOS MAS IMPORTANTES 1970-1984

CULTIVO (MILLON)
 (T.M.)

| AÑOS | 1971 | 1972 | 1973 | 1974 | 1975 | 1976 | 1977 | 1978 | 1979 | 1980 | 1981 | 1982 | 1983 | 1984 |
|---------------|--------|--------|--------|--------|--------|--------|--------|--------|--------|--------|--------|--------|--------|--------|
| TOT. NACIONAL | 232728 | 224502 | 235549 | 240679 | 226672 | 167511 | 170324 | 190542 | 245805 | 256355 | 282863 | 256124 | 175137 | 202641 |
| TUMBES | 234 | 178 | 48 | 62 | 63 | 0 | 44 | 20 | 9 | 25 | 50 | 17 | 0 | 0 |
| PIURA | 85700 | 75791 | 82706 | 100750 | 71764 | 63677 | 52744 | 52071 | 75959 | 68034 | 56928 | 52161 | 4 | 49566 |
| LAMBAYEQUE | 5800 | 8746 | 9986 | 11102 | 14453 | 7807 | 1438 | 3640 | 4241 | 6786 | 28802 | 6316 | 1087 | 1092 |
| LA LIBERTAD | 0 | 170 | 178 | 656 | 495 | 603 | 495 | 0 | 72 | 255 | 7 | 0 | 0 | 0 |
| ANCASH | 202 | 370 | 966 | 2528 | 1736 | 2025 | 3645 | 3872 | 3538 | 6584 | 6031 | 6508 | 5492 | 4404 |
| LIMA | 49800 | 46339 | 40095 | 42427 | 45540 | 31000 | 35614 | 40046 | 63061 | 71033 | 78673 | 73470 | 39232 | 48247 |
| ICA | 92500 | 91675 | 92602 | 93506 | 94955 | 61002 | 70235 | 78959 | 88801 | 93617 | 98143 | 104513 | 54959 | 89383 |
| AREQUIPA | 4660 | 6804 | 5920 | 4268 | 3352 | 1504 | 1350 | 2054 | 1503 | 2022 | 2851 | 5106 | 2304 | 4635 |
| MOQUEGUA | 7 | 2 | 3 | 0 | 0 | 0 | 0 | 0 | 0 | 0 | 0 | 0 | 0 | 0 |
| TACNA | 28 | 20 | 25 | 16 | 70 | 13 | 0 | 0 | 0 | 0 | 0 | 0 | 0 | 0 |
| CAJAMARCA | 0 | 0 | 0 | 0 | 0 | 0 | 0 | 0 | 0 | 0 | 0 | 0 | 0 | 0 |
| AMAZONAS | 2 | 0 | 0 | 0 | 0 | 0 | 0 | 0 | 0 | 0 | 0 | 0 | 0 | 0 |
| SAN MARTIN | 1595 | 2009 | 2318 | 1450 | 1027 | 1500 | 530 | 1824 | 3239 | 6019 | 4412 | 6033 | 2052 | 5314 |
| HUANUCO | 5 | 5 | 0 | 0 | 0 | 0 | 0 | 0 | 0 | 0 | 0 | 0 | 0 | 0 |
| PASCO | 0 | 0 | 0 | 0 | 0 | 0 | 0 | 0 | 0 | 0 | 0 | 0 | 0 | 0 |
| JUNIN | 5 | 5 | 0 | 0 | 0 | 0 | 0 | 0 | 0 | 0 | 0 | 0 | 0 | 0 |
| HUANCAYELIC | 16 | 9 | 5 | 8 | 0 | 0 | 0 | 0 | 0 | 0 | 0 | 0 | 0 | 0 |
| AYACUCHO | 141 | 102 | 120 | 186 | 94 | 142 | 51 | 56 | 22 | 0 | 0 | 0 | 0 | 0 |
| APURIMAC | 0 | 0 | 0 | 0 | 0 | 0 | 0 | 0 | 0 | 0 | 0 | 0 | 0 | 0 |
| CUZCO | 0 | 9 | 0 | 0 | 0 | 0 | 0 | 0 | 0 | 0 | 0 | 0 | 0 | 0 |
| PUNO | 0 | 0 | 0 | 0 | 0 | 0 | 0 | 0 | 0 | 0 | 0 | 0 | 0 | 0 |
| LUREO | 0 | 5 | 0 | 0 | 0 | 0 | 0 | 0 | 0 | 0 | 0 | 0 | 0 | 0 |
| ULAYALI | 0 | 0 | 0 | 0 | 0 | 0 | 0 | 0 | 0 | 0 | 0 | 0 | 0 | 0 |
| MADRE DE DI | 0 | 0 | 0 | 0 | 0 | 0 | 0 | 0 | 0 | 0 | 0 | 0 | 0 | 0 |

1
2
3
4
5
6
7
8
9
10
11
12
13
14
15
16
17
18
19
20
21
22
23
24
25
26
27
28
29
30
31
32
33
34
35
36
37
38
39
40
41
42
43
44
45
46
47
48
49
50
51
52
53
54
55
56
57
58
59
60
61
62
63
64
65
66
67
68
69
70
71
72
73
74
75
76
77
78
79
80
81
82
83
84
85
86
87
88
89
90
91
92
93
94
95
96
97
98
99
100

CUADRO V.8.7

SERIE HISTORICA DE PRODUCCION DE LUS CULTIVOS MAS IMPORTANTES : 1970 1984

UNIDAD : TONELADAS DE ZUCAR

(M)

| ANOS | 1970 | 1971 | 1972 | 1973 | 1974 | 1975 | 1976 | 1977 | 1978 | 1979 | 1980 | 1981 | 1982 | 1983 | 1984 |
|-------------|---------|---------|---------|---------|---------|---------|---------|---------|---------|---------|---------|---------|---------|---------|---------|
| TOT. NACIUN | 759,315 | 859,447 | 861,668 | 877,236 | 895,520 | 879,542 | 892,247 | 797,198 | 703,422 | 599,007 | 512,986 | 65,863 | 639,048 | 699,837 | |
| TUMBES | | | | | | | | | | | | | | | |
| PIURA | | | | | | | | | | | | | | | |
| LAMBAYEQUE | 210,400 | 319,094 | 357,784 | 327,710 | 343,945 | 356,744 | 337,220 | 356,993 | 317,532 | 316,474 | 267,74 | 299,360 | 282,905 | 231,848 | 273,146 |
| LA LIBERTAD | 318,960 | 376,215 | 391,315 | 415,513 | 457,152 | 490,992 | 397,110 | 469,796 | 347,047 | 268,718 | 106,482 | 134,456 | 256,656 | 271,474 | 305,294 |
| ANCASH | 16,400 | 21,522 | 30,573 | 31,495 | 38,391 | 44,313 | 42,225 | 47,000 | 55,926 | 23,249 | 27,445 | 19,772 | 21,519 | 19,658 | 18,975 |
| LIMA | 9,424 | 9,247 | 9,595 | 9,173 | 8,662 | 9,932 | 8,559 | 8,672 | 8,528 | 7,471 | 9,314 | 8,726 | 8,169 | 10,523 | 9,209 |
| ICA | | | | | | | | | | | | | | | |
| AREQUIPA | 85,675 | 94,879 | 87,811 | 74,400 | 90,000 | 112,848 | 117,799 | 92,643 | 92,955 | 146,272 | 112,319 | 116,549 | 82,414 | 98,715 | 93,938 |
| MUQUEGUA | | | | | | | | | | | | | | | |
| TACNA | | | | | | 500 | 600 | | | | | | | | |
| CAJAMARCA | | | | | | | | | | | | | | | |
| AMAZONAS | | | | | | | | | | | | | | | |
| SAN MARTIN | | | | | | | | | | | | | | | |
| HUANUCO | 28,500 | 30,000 | 24,000 | 26,000 | 37,200 | 30,000 | 31,000 | | | | | | | | |
| PASCO | | | | | | | | | | | | | | | |
| JUNIN | | | | | | | | | | | | | | | |
| HUANCABELIC | | | | | | | | | | | | | | | |
| AYACUCHO | | | | | | | | | | | | | | | |
| APURIMAC | | | | | | | | | | | | | | | |
| CUZCO | | | | | | | | | | | | | | | |
| PUNO | | | | | | | | | | | | | | | |
| LURETO | | | | | | | | | | | | | | | |
| UCAYALI | | | | | | | | | | | | | | | |
| MADRE DE DI | | | | | | | | | | | | | | | |

1
2
3
4
5
6
7
8
9
10
11
12
13
14
15
16
17
18
19
20
21
22
23
24
25
26
27
28
29
30
31
32
33
34
35
36
37
38
39
40
41
42
43
44
45
46
47
48
49
50
51
52
53
54
55
56
57
58
59
60
61
62
63
64
65
66
67
68
69
70
71
72
73
74
75
76
77
78
79
80
81
82
83
84
85
86
87
88
89
90
91
92
93
94
95
96
97
98
99
100

CUADRO V.8.8

SERIE HISTORICA DE PRODUCCION DE LOS CULTIVOS MAS IMPORTANTES : 1970 1984

UJ.TIVJ

(1%)

| ANOS | 1970 | 1971 | 1972 | 1973 | 1974 | 1975 | 1976 | 1977 | 1978 | 1979 | 1980 | 1981 | 1982 | 1983 | 1984 |
|--------------|------|------|------|------|------|------|------|------|------|------|------|-------|------|------|------|
| TOTA. NALIVJ | 399 | 817 | 607 | 938 | 793 | 1473 | 869 | 1026 | 4950 | 7299 | 1067 | 14142 | 8229 | 2111 | 1725 |
| TUMBES | 306 | 295 | 242 | 406 | 2000 | 955 | 1902 | 2922 | 2374 | 5250 | 3752 | 6055 | 3204 | 0 | 349 |
| PIURA | 0 | 15 | 22 | 17 | 56 | 77 | 59 | 152 | 89 | 0 | 0 | 0 | 0 | 0 | 226 |
| LAMBAYEQUE | 0 | 27 | 4 | 4 | 23 | 14 | 18 | 11 | 0 | 0 | 0 | 75 | 9 | 19 | 26 |
| LA LIBERTAD | 0 | 0 | 0 | 0 | 0 | 0 | 0 | 0 | 0 | 0 | 0 | 0 | 0 | 0 | 0 |
| ANCASH | 0 | 0 | 0 | 0 | 55 | 26 | 26 | 0 | 0 | 0 | 0 | 0 | 0 | 0 | 0 |
| LIMA | 51 | 329 | 155 | 274 | 284 | 66 | 396 | 153 | 144 | 144 | 0 | 0 | 0 | 0 | 0 |
| ICA | 0 | 5 | 20 | 0 | 0 | 0 | 0 | 0 | 8 | 0 | 0 | 0 | 0 | 0 | 0 |
| AREQUIPA | 0 | 0 | 0 | 0 | 0 | 0 | 0 | 0 | 0 | 0 | 0 | 0 | 0 | 0 | 0 |
| MORUEGUA | 0 | 0 | 0 | 0 | 0 | 0 | 0 | 0 | 0 | 0 | 0 | 0 | 0 | 0 | 0 |
| TACNA | 0 | 0 | 0 | 0 | 0 | 0 | 0 | 0 | 0 | 0 | 0 | 0 | 0 | 0 | 0 |
| CAJAMARCA | 15 | 0 | 14 | 29 | 50 | 25 | 57 | 154 | 926 | 2291 | 5276 | 700 | 1376 | 961 | 801 |
| AMAZONES | 0 | 0 | 32 | 28 | 51 | 20 | 56 | 156 | 857 | 958 | 4851 | 3247 | 5250 | 577 | 51 |
| SAN MARTIN | 27 | 8 | 10 | 15 | 60 | 30 | 65 | 155 | 298 | 425 | 263 | 1570 | 173 | 15 | 175 |
| HUANUCO | 0 | 150 | 90 | 108 | 200 | 190 | 375 | 96 | 24 | 90 | 172 | 140 | 56 | 8 | 0 |
| PASCO | 0 | 0 | 0 | 0 | 0 | 0 | 0 | 0 | 0 | 0 | 0 | 0 | 0 | 0 | 0 |
| JUNAN | 0 | 0 | 0 | 0 | 0 | 0 | 0 | 0 | 103 | 109 | 117 | 296 | 124 | 107 | 74 |
| HUANCABELLO | 0 | 0 | 0 | 0 | 0 | 0 | 0 | 0 | 0 | 0 | 0 | 0 | 0 | 0 | 0 |
| AYACUCHO | 0 | 0 | 0 | 0 | 0 | 0 | 0 | 5 | 5 | 5 | 0 | 0 | 0 | 0 | 0 |
| APURIMAC | 0 | 0 | 0 | 0 | 0 | 0 | 0 | 0 | 0 | 0 | 0 | 0 | 0 | 0 | 0 |
| CUZCO | 0 | 0 | 0 | 0 | 0 | 0 | 0 | 28 | 17 | 17 | 50 | 0 | 5 | 18 | 21 |
| PUNO | 0 | 0 | 0 | 0 | 0 | 0 | 0 | 0 | 0 | 0 | 0 | 0 | 0 | 0 | 0 |
| LURETU | 0 | 28 | 28 | 57 | 24 | 50 | 75 | 40 | 45 | 50 | 0 | 0 | 0 | 2 | 1 |
| UCAYALI | 0 | 0 | 0 | 0 | 0 | 0 | 0 | 0 | 0 | 0 | 0 | 0 | 0 | 0 | 0 |
| MADRE DE DI | 0 | 0 | 0 | 0 | 0 | 0 | 0 | 0 | 0 | 0 | 0 | 0 | 0 | 0 | 0 |

Handwritten text, likely bleed-through from the reverse side of the page. The text is vertically oriented and appears to be a list or series of entries, possibly names or dates, written in a cursive or semi-cursive script. The characters are dark and somewhat irregular, suggesting a handwritten style. The text is located on the right edge of the page, extending from the top to the bottom.

FECHA 06/04/04

CUADRO V.8.9

SERIE HISTORICA DE PRODUCCION DE LECHE CULTIVADA MAS IMPORTANTES : 1970 1984

UNIDAD: TONELADAS
 (TM)

| ANOS | 1970 | 1971 | 1972 | 1973 | 1974 | 1975 | 1976 | 1977 | 1978 | 1979 | 1980 | 1981 | 1982 | 1983 | 1984 |
|----------------|-------|-------|-------|-------|-------|-------|-------|-------|-------|-------|-------|-------|-------|-------|-------|
| TOTAL NACIONAL | 12217 | 17603 | 23472 | 28073 | 31700 | 29402 | 40945 | 50203 | 59008 | 54603 | 35000 | 44316 | 38206 | 11714 | 43613 |
| TUMBES | 0 | 0 | 0 | 0 | 0 | 0 | 0 | 0 | 0 | 16 | 3 | 0 | 22 | 0 | 0 |
| PIURA | 10647 | 10283 | 14647 | 12353 | 4316 | 8088 | 20500 | 30000 | 30258 | 20659 | 22407 | 29402 | 28251 | 6993 | 35635 |
| LAMBAYEQUE | 376 | 003 | 2313 | 2955 | 764 | 723 | 1120 | 597 | 406 | 885 | 1172 | 1943 | 807 | 305 | 344 |
| LA LIBERTAD | 145 | 604 | 4908 | 6708 | 10000 | 0840 | 3880 | 10273 | 10337 | 20579 | 8004 | 10409 | 5302 | 2374 | 6104 |
| ANCASH | 150 | 100 | 0 | 0 | 0 | 474 | 575 | 206 | 0 | 0 | 0 | 0 | 0 | 0 | 0 |
| LIMA | 675 | 05 | 75 | 08 | 75 | 400 | 640 | 204 | 140 | 75 | 208 | 162 | 329 | 0 | 0 |
| ILCA | 100 | 441 | 1048 | 3301 | 5627 | 10742 | 10350 | 7424 | 6528 | 4080 | 3086 | 1343 | 2475 | 2040 | 1530 |
| AREQUIPA | 26 | 9 | 403 | 540 | 910 | 855 | 900 | 32 | 18 | 0 | 0 | 0 | 0 | 0 | 0 |
| MORUEGUA | 0 | 0 | 0 | 0 | 0 | 0 | 0 | 0 | 0 | 0 | 0 | 0 | 0 | 0 | 0 |
| TACNA | 0 | 0 | 0 | 0 | 0 | 50 | 0 | 0 | 0 | 0 | 0 | 0 | 0 | 0 | 0 |
| CAJAMARCA | 15 | 00 | 0 | 0 | 0 | 60 | 150 | 120 | 0 | 64 | 0 | 0 | 0 | 0 | 0 |
| AMAZONAS | 0 | 0 | 0 | 0 | 0 | 0 | 0 | 0 | 0 | 0 | 0 | 0 | 0 | 0 | 0 |
| SAN MARTIN | 0 | 0 | 0 | 0 | 0 | 400 | 800 | 1100 | 216 | 277 | 0 | 47 | 0 | 2 | 0 |
| HUANUCO | 0 | 0 | 0 | 0 | 0 | 0 | 0 | 0 | 0 | 0 | 0 | 0 | 0 | 0 | 0 |
| PASCO | 0 | 0 | 0 | 0 | 0 | 0 | 0 | 0 | 0 | 0 | 0 | 0 | 0 | 0 | 0 |
| JUNIN | 0 | 0 | 0 | 0 | 0 | 0 | 0 | 0 | 0 | 0 | 0 | 0 | 0 | 0 | 0 |
| HUANCABELLA | 0 | 0 | 0 | 0 | 0 | 0 | 0 | 0 | 0 | 0 | 0 | 0 | 0 | 0 | 0 |
| AYACUCHO | 0 | 0 | 8 | 0 | 0 | 0 | 0 | 0 | 0 | 8 | 0 | 0 | 0 | 0 | 0 |
| APURIMAC | 0 | 0 | 0 | 0 | 0 | 0 | 0 | 0 | 0 | 0 | 0 | 0 | 0 | 0 | 0 |
| CUZCO | 0 | 0 | 0 | 0 | 0 | 0 | 0 | 0 | 0 | 0 | 0 | 0 | 0 | 0 | 0 |
| PUNO | 0 | 0 | 0 | 0 | 0 | 0 | 0 | 0 | 0 | 0 | 0 | 0 | 0 | 0 | 0 |
| LUSETO | 0 | 0 | 0 | 0 | 0 | 0 | 0 | 0 | 0 | 0 | 0 | 0 | 0 | 0 | 0 |
| UCAYALI | 0 | 0 | 0 | 0 | 0 | 0 | 0 | 0 | 0 | 0 | 0 | 0 | 0 | 0 | 0 |
| MADRE DE DIOS | 0 | 0 | 0 | 0 | 0 | 0 | 0 | 0 | 0 | 0 | 0 | 0 | 0 | 0 | 0 |

CUADRO V.8.10

SERIE HISTORICA DE PRODUCCION DE LOS CULTIVOS MAS IMPORTANTES : 1970-1984
 (MIL TONELADAS)

| DEPARTAMENTO | 1970 | 1971 | 1972 | 1973 | 1974 | 1975 | 1976 | 1977 | 1978 | 1979 | 1980 | 1981 | 1982 | 1983 | 1984 |
|---------------|--------|--------|--------|--------|--------|--------|--------|--------|--------|--------|--------|--------|--------|--------|--------|
| TOTA NACIONAL | 585057 | 715922 | 413275 | 584446 | 522327 | 422727 | 483744 | 505051 | 376023 | 400775 | 300849 | 589912 | 590300 | 411535 | 570554 |
| TUMBES | 1300 | 941 | 1644 | 2514 | 1500 | 2530 | 1400 | 1704 | 1271 | 746 | 722 | 379 | 245 | 218 | 1630 |
| PIURA | 32190 | 35681 | 33619 | 21847 | 15428 | 40105 | 53149 | 47038 | 17271 | 24219 | 27578 | 25472 | 12948 | 16206 | 43130 |
| LAMBAYEQUE | 29870 | 34786 | 37000 | 39100 | 44600 | 51625 | 53700 | 44100 | 18775 | 33503 | 11004 | 15706 | 19877 | 21222 | 42443 |
| LA LIBERTAD | 47300 | 47125 | 52778 | 43032 | 45846 | 51600 | 57600 | 55599 | 26246 | 40970 | 14225 | 47225 | 28041 | 25205 | 51272 |
| ANCASH | 54000 | 69144 | 61050 | 53050 | 50142 | 52058 | 51160 | 61349 | 50921 | 40978 | 28052 | 40272 | 35228 | 29765 | 51349 |
| LIMA | 10296 | 10540 | 10948 | 12708 | 10710 | 10400 | 11150 | 12070 | 11000 | 97819 | 65003 | 77769 | 10551 | 93443 | 124138 |
| ICA | 30600 | 33600 | 34500 | 35800 | 34299 | 42300 | 41500 | 50800 | 29600 | 20257 | 19259 | 19124 | 21700 | 21214 | 30750 |
| AREQUIPA | 7440 | 7378 | 6657 | 6992 | 5904 | 4950 | 5400 | 4500 | 2776 | 2143 | 1111 | 1167 | 2497 | 2313 | 3698 |
| MOQUEGUA | 1250 | 1009 | 800 | 775 | 750 | 712 | 506 | 143 | 102 | 117 | 308 | 138 | 321 | 18 | 22 |
| TACNA | 2835 | 2625 | 3751 | 3510 | 3497 | 2950 | 1879 | 450 | 510 | 806 | 895 | 1804 | 1657 | 1105 | 1392 |
| CAJAMARCA | 10576 | 9574 | 11258 | 10604 | 12115 | 13847 | 11720 | 17540 | 14508 | 14792 | 9712 | 27720 | 18007 | 25814 | 35905 |
| AMAZONAS | 2304 | 2205 | 2522 | 2471 | 3000 | 4195 | 1800 | 1802 | 8108 | 11700 | 12205 | 22511 | 14610 | 16523 | 14082 |
| SAN MARTIN | 27100 | 27930 | 23635 | 21300 | 21502 | 22801 | 22000 | 32075 | 40501 | 72637 | 50542 | 67875 | 84611 | 104199 | 122794 |
| HUANUCO | 11340 | 9230 | 13422 | 14772 | 12028 | 8500 | 1000 | 1000 | 9600 | 9000 | 7398 | 5915 | 4640 | 6353 | 9302 |
| PASCO | 3200 | 2610 | 3153 | 3240 | 3108 | 3302 | 3420 | 2400 | 2000 | 2450 | 2302 | 3700 | 2600 | 1637 | 1742 |
| JUNIN | 3700 | 3502 | 2930 | 3108 | 3752 | 4336 | 3440 | 11158 | 9615 | 6478 | 8500 | 7601 | 9540 | 11283 | 8080 |
| HUANCAYELIS | | | | | | | | | | | | | | | |
| AYACUCHO | 1178 | 1005 | 1000 | 1200 | 1210 | 1800 | 1100 | 1876 | 172 | 1945 | 4375 | 4227 | 3407 | 6062 | 4680 |
| APURIMAC | | | | | | | | 901 | 846 | 770 | 303 | 470 | 290 | 336 | 440 |
| CUZCO | 3400 | 4976 | 3494 | 3973 | 3344 | 4020 | 4000 | 3040 | 1001 | 1009 | 8001 | 3296 | 7400 | 6306 | 5670 |
| PUNO | 1500 | 1544 | 1573 | 2124 | 2106 | 2200 | 1990 | 1500 | 1302 | 1505 | 1945 | 1634 | 1952 | 1545 | 1522 |
| LUREN | 13050 | 9750 | 11704 | 12615 | 13275 | 4713 | 4700 | 4700 | 11214 | 10301 | 14502 | 7047 | 10004 | 14416 | 6385 |
| ULAYALI | | | | | | | | | | | | 9050 | 13122 | 3550 | 6538 |
| MADRE DE DIOS | 625 | 650 | 690 | 608 | 624 | 609 | 700 | 535 | 648 | 700 | 676 | 1001 | 900 | 1070 | 1411 |



CUADRO V.8.11

SERIE HISTÓRICA DE PRODUCCION DE LOS CULTIVOS MAS IMPORTANTES : 1970 1984

CULTIVO ARE

(T)

| ANOS | 1970 | 1971 | 1972 | 1973 | 1974 | 1975 | 1976 | 1977 | 1978 | 1979 | 1980 | 1981 | 1982 | 1983 | 1984 |
|-------------|-------|-------|-------|-------|-------|-------|-------|-------|-------|--------|-------|-------|-------|-------|-------|
| TOT. NACLN | 63386 | 7,507 | 7,195 | 7,396 | 6,985 | 6,337 | 6,445 | 6,147 | 88166 | 1,3478 | 94914 | 95000 | 89920 | 90845 | 90956 |
| TUMBES | | | | | | | | | | | | | | | |
| PIURA | 1560 | 1709 | 1826 | 1895 | 1907 | 1273 | 1402 | 1304 | 1685 | 1399 | 2790 | 2724 | 3226 | 3130 | 4974 |
| LAMBAYEQUE | 233 | 520 | 249 | 279 | 283 | 313 | 309 | 257 | 256 | 248 | 126 | 144 | 205 | 316 | 340 |
| LA LIBERTAD | 91 | 94 | 92 | 89 | 108 | 84 | 84 | 85 | 74 | 78 | 251 | 121 | | | |
| ANCASH | 77 | 78 | 59 | 57 | 59 | 50 | 55 | 59 | 45 | 52 | | | | | |
| LIMA | 3 | 3 | 2 | 2 | 2 | 2 | 1 | 1 | 1 | 1 | | | | | |
| ICA | 3 | 3 | 3 | 3 | 3 | 3 | 3 | 3 | 3 | 3 | | | | | |
| AREQUIPA | 3 | 3 | 3 | 3 | 3 | 3 | 3 | 3 | 3 | 3 | | | | | |
| MORUEGUA | 3 | 3 | 3 | 3 | 3 | 3 | 3 | 3 | 3 | 3 | | | | | |
| TACNA | 3 | 3 | 3 | 3 | 3 | 3 | 3 | 3 | 3 | 3 | | | | | |
| CAJAMARCA | 7226 | 7907 | 10811 | 14099 | 14354 | 14476 | 14873 | 17055 | 19536 | 21524 | 23326 | 23414 | 21587 | 22455 | 22105 |
| AMAZONAS | 5094 | 5620 | 5341 | 5262 | 4806 | 4616 | 4550 | 4074 | 4275 | 4991 | 14985 | 14224 | 11564 | 15835 | 14334 |
| SAN MARTIN | 4720 | 3900 | 2300 | 2115 | 1293 | 1467 | 1540 | 2210 | 2108 | 2577 | 2022 | 2159 | 1681 | 1100 | 2478 |
| HUANUCO | 3038 | 3249 | 3733 | 3775 | 3775 | 3733 | 3573 | 2275 | 2345 | 2499 | 1353 | 1091 | 1206 | 1237 | 2077 |
| PASCO | 8515 | 7200 | 4770 | 4050 | 4700 | 3400 | 3204 | 3750 | 3750 | 4774 | 4199 | 4203 | 3871 | 5207 | 5817 |
| JUNIN | 2467 | 2027 | 10926 | 19803 | 19989 | 18465 | 18360 | 10775 | 21530 | 26423 | 25458 | 25078 | 21403 | 20653 | 18193 |
| HUANCAYELI | 42 | 44 | 40 | 42 | 46 | 45 | 46 | 43 | 46 | 49 | 22 | | | | |
| AYACULCO | 2600 | 3782 | 4690 | 4680 | 4875 | 5200 | 5040 | 4100 | 4800 | 5798 | 5502 | 5555 | 7209 | 5706 | 7380 |
| APURIMAC | 3 | 3 | 3 | 3 | 3 | 3 | 3 | 3 | 3 | 3 | | | | | |
| CUZCO | 3800 | 3900 | 9600 | 9600 | 3600 | 9750 | 11125 | 14400 | 15900 | 18192 | 14987 | 14799 | 14211 | 12586 | 11191 |
| PUNO | 4500 | 8600 | 4500 | 4320 | 4320 | 2242 | 1823 | 1100 | 2700 | 3503 | 3315 | 3348 | 3557 | 4468 | 1897 |
| LUREN | 100 | 152 | 140 | 123 | 123 | 126 | 124 | 100 | 100 | 100 | 79 | 75 | 100 | 90 | 90 |
| ULAYALI | | | | | | | | | | | | | | | |
| MADRE DE DI | 100 | 119 | 113 | 122 | 124 | 132 | 136 | 122 | 115 | 100 | 100 | 100 | 70 | 80 | 80 |

CUADRO V.8.12


SERIE HISTORICA DE PRODUCCION DE LYS CULTIVO MAS IMPORTANTES : 1970 1984

CULTIVO

VEJADA

(T.M)

| ANOS | 1970 | 1971 | 1972 | 1973 | 1974 | 1975 | 1976 | 1977 | 1978 | 1979 | 1980 | 1981 | 1982 | 1983 | 1984 |
|-------------|--------|-------|-------|--------|-------|--------|--------|--------|--------|--------|--------|-------|-------|-------|-------|
| TOT. NACIJA | 169955 | 15828 | 16322 | 152254 | 15897 | 148759 | 147517 | 146199 | 131444 | 137523 | 144713 | 15097 | 72287 | 72287 | 97794 |
| TUMBES | | | | | | | | | | | | | | | |
| PIURA | 896 | 1137 | 1222 | 946 | 972 | 476 | 507 | 237 | 259 | 200 | 620 | 349 | 438 | 580 | 518 |
| LAMBAYEQUE | 133 | 309 | 245 | 224 | 159 | 144 | 149 | 128 | 121 | 90 | 54 | 50 | 41 | | |
| LA LIBERTAD | 18620 | 17000 | 19111 | 16150 | 15523 | 17856 | 17990 | 17036 | 14406 | 11895 | 11750 | 12011 | 6477 | 9305 | 10448 |
| ANCASH | 26989 | 27452 | 25884 | 24822 | 25902 | 26245 | 25170 | 25033 | 26554 | 25862 | 1054 | 14642 | 12237 | 12897 | 11510 |
| LIMA | 3301 | 5100 | 5265 | 4736 | 4607 | 4113 | 4198 | 3258 | 3149 | 2909 | 2440 | 2906 | 1349 | 779 | 959 |
| ILA | 1257 | 1745 | 802 | 429 | 272 | 445 | 552 | 943 | 750 | 441 | 275 | 582 | 825 | 26 | 27 |
| AREQUIPA | 7285 | 7092 | 6812 | 7438 | 7110 | 5591 | 5742 | 7825 | 4068 | 4400 | 5402 | 7314 | 3259 | 2244 | 2359 |
| MORUEGUA | 1154 | 705 | 652 | 558 | 424 | 539 | 652 | 416 | 308 | 302 | 192 | 244 | 242 | 115 | 01 |
| TACNA | 117 | 02 | 43 | 40 | 32 | 50 | 20 | 10 | 10 | 10 | 15 | 26 | 11 | 10 | 10 |
| CAJAMARCA | 11828 | 11132 | 7713 | 8376 | 8505 | 8575 | 1634 | 1252 | 9240 | 8608 | 12174 | 14699 | 4865 | 7945 | 6864 |
| AMALONES | 312 | 102 | 175 | 238 | 200 | 174 | 165 | 240 | 55 | 165 | 293 | 437 | 230 | 220 | 180 |
| SAN MARTIN | | | | | | | | | | | | | | | |
| HUANUCO | 552 | 5297 | 5693 | 5647 | 5434 | 6240 | 5760 | 5932 | 6206 | 4464 | 5445 | 5760 | 929 | 1948 | 4094 |
| PASCO | 700 | 455 | 148 | 203 | 100 | 231 | 221 | 105 | 70 | 35 | 75 | 46 | 30 | 30 | 30 |
| JUNIN | 3211 | 31580 | 28678 | 28042 | 27113 | 24532 | 24550 | 15022 | 13290 | 14859 | 23150 | 21907 | 25528 | 16381 | 19962 |
| HUANCAYEL | 19404 | 15530 | 14996 | 14135 | 10022 | 10555 | 10575 | 11123 | 10805 | 10925 | 23372 | 27745 | 15117 | 3240 | 10454 |
| AYACUCHO | 19000 | 10000 | 10320 | 17355 | 15918 | 17800 | 17800 | 10550 | 19475 | 20400 | 13442 | 9136 | 9320 | 2390 | 2387 |
| APURIMAC | 3002 | 3004 | 2806 | 3298 | 2502 | 3045 | 3001 | 1840 | 3019 | 2764 | 4593 | 4334 | 5580 | 2123 | 4922 |
| CUZCO | 14657 | 10608 | 11996 | 12791 | 11976 | 11952 | 11400 | 7114 | 8375 | 8255 | 15056 | 12976 | 10727 | 6217 | 11064 |
| PUNO | 5901 | 6108 | 10558 | 11407 | 10736 | 10754 | 10832 | 11141 | 9001 | 9601 | 11132 | 9405 | 16781 | 5857 | 11124 |
| LUREN | | | | | | | | | | | | | | | |
| UCAYALI | | | | | | | | | | | | | | | |
| MADR | | | | | | | | | | | | | | | |




CUADRO V.8.13

SERIE HISTORICA DE PRODUCCION DE LOS CULTIVOS MAS IMPORTANTES : 1970-1984

CULTIVO : LITANO
 (L Y)

| ANOS | 1971 | 1972 | 1973 | 1974 | 1975 | 1976 | 1977 | 1978 | 1979 | 1980 | 1981 | 1982 | 1983 | 1984 |
|-------------|--------|--------|--------|--------|--------|--------|--------|--------|--------|--------|--------|--------|--------|--------|
| TOT. NACION | 853591 | 919019 | 736275 | 725842 | 743150 | 707720 | 71065 | 754772 | 755045 | 794935 | 754003 | 867063 | 824221 | 440473 |
| TUMBE | 53890 | 63094 | 62000 | 56700 | 64000 | 54530 | 54340 | 84608 | 90008 | 100527 | 99018 | 94258 | 107832 | 1770 |
| PIURA | 74800 | 56100 | 54000 | 50900 | 50448 | 28851 | 30550 | 40509 | 36026 | 42723 | 50340 | 31592 | 20202 | 13123 |
| LAMBAYEQUE | 9429 | 10014 | 7820 | 8150 | 8532 | 9874 | 1504 | 1448 | 8317 | 8494 | 3521 | 4318 | 2375 | 466 |
| LA LIBERTAD | 8893 | 6496 | 6655 | 5940 | 5685 | 6130 | 5130 | 401 | 5620 | 5110 | 3608 | 1210 | 1350 | 830 |
| ANCASH | 5267 | 4530 | 5050 | 5360 | 5278 | 4872 | 4755 | 3306 | 3435 | 3422 | 744 | 1444 | 801 | 960 |
| LIMA | 5208 | 5542 | 5976 | 4301 | 4549 | 5031 | 4950 | 5000 | 5106 | 5118 | 6154 | 6181 | 5980 | 5120 |
| ICA | 491 | 1274 | 1425 | 1900 | 2046 | 1515 | 1615 | 1415 | 1235 | 955 | 1350 | 880 | 420 | 142 |
| AREQUIPA | 900 | 728 | 593 | 505 | 540 | 520 | 520 | 602 | 392 | 139 | 252 | 210 | 180 | 80 |
| MORUEGUA | 0 | 0 | 0 | 0 | 3 | 0 | 0 | 0 | 0 | 0 | 0 | 0 | 0 | 0 |
| TACNA | 0 | 0 | 0 | 0 | 0 | 0 | 0 | 0 | 0 | 0 | 0 | 0 | 0 | 0 |
| CAJAMARCA | 50833 | 61900 | 63142 | 72017 | 73551 | 75270 | 77475 | 80606 | 83791 | 89503 | 80168 | 39403 | 52085 | 51779 |
| AMAZONAS | 11904 | 1085 | 1895 | 13090 | 15538 | 17607 | 17042 | 16079 | 17198 | 19011 | 36601 | 29636 | 25816 | 23552 |
| SAN MARTIN | 172800 | 105000 | 161520 | 151040 | 152500 | 150500 | 150500 | 151700 | 169800 | 182700 | 170500 | 154000 | 119700 | 99012 |
| HUANUCO | 74720 | 67605 | 65009 | 50423 | 59074 | 50175 | 60040 | 70170 | 70100 | 72100 | 90600 | 48417 | 33600 | 19643 |
| PASCO | 12800 | 10500 | 9715 | 10050 | 10500 | 12032 | 12325 | 12038 | 12235 | 12325 | 8294 | 10000 | 12322 | 12707 |
| JUNIN | 110870 | 104400 | 80267 | 88606 | 90198 | 80750 | 74230 | 60700 | 60495 | 60255 | 50230 | 40389 | 39450 | 43503 |
| HUANCAYELIC | 630 | 560 | 800 | 900 | 1200 | 800 | 800 | 500 | 500 | 800 | 800 | 800 | 800 | 75 |
| AYACUCHO | 5600 | 5400 | 5376 | 5895 | 6192 | 6700 | 5804 | 10500 | 13800 | 14500 | 2384 | 3604 | 3331 | 5494 |
| APURIMAC | 1700 | 108 | 220 | 223 | 200 | 200 | 300 | 200 | 200 | 200 | 100 | 150 | 140 | 130 |
| CUZCO | 13000 | 18900 | 17406 | 20022 | 19200 | 18000 | 18000 | 18000 | 18000 | 18000 | 18000 | 18000 | 18000 | 18000 |
| PUNO | 7300 | 8000 | 6809 | 7900 | 7700 | 8700 | 9120 | 7900 | 7300 | 5148 | 5100 | 7752 | 5200 | 8434 |
| LUREN | 21560 | 27500 | 15500 | 14100 | 14000 | 14500 | 14000 | 14000 | 14000 | 137994 | 45165 | 45506 | 58231 | 56388 |
| UCAYALI | 0 | 0 | 0 | 0 | 0 | 0 | 0 | 0 | 0 | 0 | 37485 | 33765 | 50792 | 43695 |
| MADRE DE DI | 0786 | 0403 | 0426 | 0600 | 0403 | 0700 | 0300 | 0600 | 0600 | 0600 | 0600 | 0300 | 0300 | 9800 |

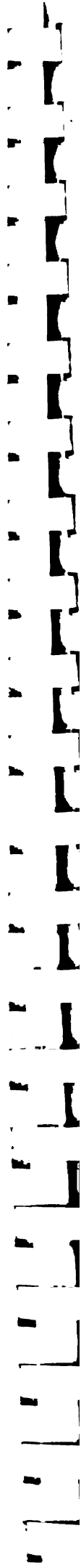


CUADRO V.8.14

SERIE HISTORICA DE PRODUCCION DE LOS CULTIVOS MAS IMPORTANTES : 1970 1984

J. T. V. YUCA
 (T M)

| ANOS | 1970 | 1971 | 1972 | 1973 | 1974 | 1975 | 1976 | 1977 | 1978 | 1979 | 1980 | 1981 | 1982 | 1983 | 1984 |
|--------------|--------|--------|-------|-------|-------|-------|-------|--------|--------|-------|--------|--------|--------|--------|--------|
| TOT. NACION | 450315 | 481925 | 44528 | 45336 | 46017 | 49459 | 47406 | 413473 | 479905 | 47505 | 48975 | 52460 | 561295 | 561295 | 564210 |
| TUMBES | 60 | 215 | 413 | 628 | 1200 | 1308 | 1130 | 645 | 1006 | 230 | 355 | 75 | 104 | | |
| PIURA | 15659 | 12106 | 10793 | 11212 | 11505 | 9733 | 1000 | 3170 | 15237 | 9815 | 7494 | 4275 | 5505 | 2734 | 5091 |
| LAMBAYEQUE | 940 | 6509 | 7487 | 6809 | 7806 | 6947 | 5570 | 5512 | 4770 | 5909 | 4958 | 2500 | 12974 | 13688 | 4320 |
| LA LIBERTAD | 3230 | 2023 | 20896 | 2058 | 20908 | 10554 | 15800 | 15226 | 11894 | 9102 | 11720 | 4476 | 10956 | 12410 | 18691 |
| ANCASH | 1502 | 0700 | 1414 | 11511 | 10200 | 6331 | 7240 | 15320 | 10590 | 17103 | 11284 | 5552 | 14147 | 9814 | 21813 |
| LIMA | 15120 | 9058 | 10631 | 10808 | 14538 | 16180 | 15900 | 19349 | 11700 | 1034 | 10750 | 9002 | 13600 | 8785 | 18143 |
| ICA | 0120 | 2424 | 2163 | 2200 | 2220 | 1800 | 1440 | 1150 | 2400 | 3540 | 3504 | 801 | 1053 | 1056 | 937 |
| AREQUIPA | 946 | 1438 | 1275 | 1248 | 1001 | 945 | 1002 | 2202 | 1617 | 1032 | 935 | 539 | 1631 | 870 | 1535 |
| MORUEGUA | | | | | | | | | | | | | | | |
| TACNA | | | | | | | | | | | | | | | |
| CAJAMARCA | 29506 | 34933 | 35110 | 34707 | 37515 | 39571 | 39070 | 54003 | 51005 | 54570 | 64308 | 59640 | 45000 | 86232 | 103195 |
| AMAZONAS | 12717 | 11523 | 12920 | 12074 | 15955 | 15523 | 12550 | 2700 | 10909 | 23000 | 53140 | 50408 | 33646 | 17074 | 17311 |
| SAN MARTIN | 11160 | 12260 | 9500 | 9090 | 10000 | 75309 | 70850 | 61516 | 77154 | 57300 | 116142 | 171119 | 70447 | 25554 | 25513 |
| HUANUCO | 27920 | 26002 | 24573 | 22895 | 22857 | 20210 | 20342 | 24200 | 24303 | 21847 | 11502 | 11904 | 8994 | 16628 | 7590 |
| PASCO | 0400 | 7000 | 11200 | 13200 | 13800 | 14200 | 14000 | 10000 | 12750 | 10300 | 15700 | 25500 | 12872 | 11505 | 10566 |
| JUNIN | 31600 | 29254 | 27975 | 27236 | 32206 | 33815 | 3602 | 24004 | 21601 | 22400 | 17200 | 15007 | 18715 | 20305 | 26804 |
| HUANCAVELICA | 215 | 145 | 120 | 105 | 86 | 103 | 100 | 100 | 100 | 100 | 100 | 12 | 15 | | |
| AYACUCHO | 10600 | 14500 | 11500 | 14000 | 12342 | 12300 | 11000 | 14100 | 12115 | 14000 | 1000 | 1000 | 1000 | 7473 | 6272 |
| APURIMAC | 140 | 180 | 202 | 315 | 218 | 408 | 200 | 200 | 248 | 251 | 200 | 522 | 200 | 87 | 70 |
| CUZCO | 40200 | 47000 | 45400 | 46500 | 47200 | 32200 | 31800 | 30400 | 39900 | 41600 | 50800 | 71700 | 15000 | 41817 | 20765 |
| PUNO | 7800 | 11105 | 6016 | 5487 | 6000 | 5000 | 4500 | 3500 | 4816 | 4300 | 945 | 1412 | 1548 | 1691 | 1717 |
| LUPEJO | 10000 | 10000 | 94200 | 97047 | 90600 | 79100 | 90000 | 75000 | 77000 | 80000 | 100000 | 51200 | 36600 | 50000 | 47114 |
| UCAYALI | | | | | | | | | | | | 10000 | 10000 | 10000 | 12934 |
| MADRE DE DI | 7600 | 7872 | 5600 | 9500 | 10200 | 9900 | 10000 | 10200 | 9600 | 10200 | 10000 | 9000 | 7100 | 11104 | 13702 |



CUADRO V.8.15

SERIE HISTÓRICA DE PRODUCCION DE LOS CULTIVOS MAS IMPORTANTES : 1970-1984

CULTIVO: UINUA

(TM)

| ANOS | 1971 | 1972 | 1973 | 1974 | 1975 | 1976 | 1977 | 1978 | 1979 | 1980 | 1981 | 1982 | 1983 | 1984 |
|-------------|------|------|------|------|------|------|------|-------|------|-------|-------|-------|-------|-------|
| TOT. NACION | 737 | 645 | 522 | 7130 | 6572 | 8142 | 576 | 1,475 | 1406 | 1,779 | 1,344 | 1,317 | 1,463 | 1,984 |
| TUMBES | 0 | 0 | 0 | 0 | 0 | 0 | 0 | 0 | 0 | 0 | 0 | 0 | 0 | 0 |
| PIURA | 0 | 0 | 0 | 0 | 0 | 0 | 0 | 0 | 0 | 0 | 0 | 0 | 0 | 0 |
| LAMBAYEQUE | 0 | 0 | 0 | 0 | 0 | 0 | 0 | 0 | 0 | 0 | 0 | 0 | 0 | 0 |
| LA LIBERTAD | 47 | 35 | 16 | 6 | 7 | 95 | 105 | 54 | 43 | 35 | 68 | 31 | 45 | 45 |
| ANCASH | 360 | 266 | 200 | 236 | 239 | 180 | 212 | 114 | 1081 | 1,054 | 593 | 1,100 | 65 | 65 |
| LIMA | 24 | 8 | 5 | 0 | 0 | 2 | 0 | 0 | 0 | 0 | 2 | 0 | 0 | 0 |
| ICA | 0 | 0 | 0 | 0 | 0 | 0 | 100 | 0 | 0 | 0 | 0 | 0 | 0 | 0 |
| AREQUIPA | 65 | 53 | 51 | 47 | 49 | 52 | 72 | 56 | 141 | 140 | 68 | 128 | 90 | 60 |
| MORUEGUA | 44 | 17 | 15 | 24 | 22 | 24 | 29 | 25 | 19 | 10 | 31 | 30 | 10 | 10 |
| TACNA | 0 | 0 | 0 | 0 | 0 | 0 | 0 | 0 | 0 | 0 | 0 | 0 | 0 | 0 |
| CAJAMARCA | 82 | 48 | 32 | 42 | 47 | 52 | 66 | 75 | 90 | 92 | 174 | 136 | 114 | 90 |
| AMAZONAS | 5 | 4 | 2 | 2 | 2 | 2 | 5 | 4 | 2 | 5 | 35 | 0 | 0 | 0 |
| SAN MARTIN | 0 | 0 | 0 | 0 | 0 | 0 | 0 | 0 | 0 | 0 | 0 | 0 | 0 | 0 |
| HUANUCO | 210 | 100 | 81 | 51 | 57 | 65 | 90 | 102 | 126 | 99 | 161 | 120 | 110 | 84 |
| PASCO | 7 | 3 | 0 | 0 | 0 | 0 | 0 | 3 | 3 | 3 | 0 | 0 | 0 | 0 |
| JUNIN | 607 | 640 | 519 | 553 | 534 | 502 | 500 | 618 | 459 | 464 | 650 | 600 | 630 | 540 |
| HUANCAYELAS | 180 | 170 | 55 | 50 | 65 | 53 | 77 | 77 | 77 | 77 | 362 | 170 | 90 | 153 |
| AYACUCHO | 353 | 353 | 167 | 117 | 135 | 142 | 183 | 113 | 120 | 126 | 145 | 83 | 70 | 85 |
| APURIMAC | 132 | 138 | 123 | 181 | 124 | 133 | 159 | 152 | 175 | 178 | 454 | 260 | 220 | 175 |
| CUZCO | 350 | 261 | 123 | 267 | 699 | 596 | 635 | 237 | 250 | 272 | 72 | 98 | 138 | 141 |
| PUNO | 4810 | 4279 | 3815 | 5535 | 4502 | 6223 | 3304 | 1969 | 7656 | 5722 | 7474 | 11316 | 3463 | 8449 |
| UCAYALI | 0 | 0 | 0 | 0 | 0 | 0 | 0 | 0 | 0 | 0 | 0 | 0 | 0 | 0 |
| MADRE DE DI | 0 | 0 | 0 | 0 | 0 | 0 | 0 | 0 | 0 | 0 | 0 | 0 | 0 | 0 |



SERIE HISTORICA DE PRODUCCION DE LOS CULTIVOS MAS IMPORTANTES : 1970-1984

CULTIVO LIMON

(TM)

| ANOS | 1970 | 1971 | 1972 | 1973 | 1974 | 1975 | 1976 | 1977 | 1978 | 1979 | 1980 | 1981 | 1982 | 1983 | 1984 |
|--------------|-------|-------|-------|-------|-------|-------|-------|-------|-------|-------|-------|-------|-------|-------|-------|
| TOT. NAC.IV: | 77721 | 57358 | 64560 | 66807 | 72570 | 60974 | 62900 | 81635 | 87217 | 74522 | 71209 | 64111 | 61176 | 45152 | 80003 |
| TUMES | 4300 | 4350 | 4000 | 4700 | 4800 | 4170 | 4900 | 4400 | 4300 | 4366 | 3300 | 3300 | 3500 | 3329 | 4190 |
| PIURA | 40574 | 21890 | 25331 | 29837 | 31152 | 28498 | 27980 | 50904 | 50959 | 34700 | 32709 | 29288 | 20320 | 20048 | 40424 |
| LAMBAYEQUE | 4404 | 4849 | 4850 | 9758 | 14012 | 10805 | 10995 | 10089 | 10500 | 11052 | 7032 | 6804 | 17559 | 10208 | 20676 |
| LA LIBERTAD | 841 | 810 | 916 | 900 | 1092 | 1006 | 1040 | 900 | 900 | 900 | 302 | 291 | 360 | 280 | 300 |
| ANCASH | 1102 | 1115 | 1139 | 1171 | 1158 | 1185 | 1147 | 1008 | 900 | 893 | 3024 | 1160 | 1050 | 1030 | 1100 |
| LIMA | 4205 | 700 | 290 | 303 | 325 | 325 | 322 | 101 | 104 | 100 | 300 | 270 | 175 | 175 | 175 |
| ICA | 100 | 104 | 125 | 100 | 100 | 100 | 100 | 100 | 100 | 100 | 00 | 70 | 00 | 00 | 00 |
| AREQUIPA | 115 | 113 | 58 | 53 | 54 | 44 | 20 | 37 | 44 | 47 | 00 | 00 | 00 | 00 | 00 |
| MOQUEGUA | 313 | 103 | 126 | 76 | 76 | 72 | 58 | 46 | 54 | 53 | 42 | 07 | 70 | 58 | 60 |
| TACNA | 8 | 7 | 6 | 6 | 6 | 5 | 6 | 15 | 15 | 15 | 30 | 27 | 24 | 24 | 24 |
| CAJAMARCA | 2776 | 2304 | 1902 | 2127 | 2237 | 2113 | 1070 | 1004 | 2049 | 2173 | 2717 | 3171 | 2247 | 3079 | 4406 |
| AMAZONAS | 3008 | 2638 | 2634 | 2705 | 2874 | 2831 | 1750 | 10254 | 3158 | 3258 | 10026 | 10032 | 4300 | 2076 | 3501 |
| SAN MARTIN | 1900 | 1875 | 1538 | 1625 | 1722 | 1708 | 1700 | 1700 | 1800 | 1800 | 1800 | 1900 | 1900 | 2064 | 2000 |
| HUANUCO | 1609 | 1595 | 1949 | 1840 | 1725 | 1743 | 1715 | 505 | 505 | 515 | 700 | 700 | 600 | 600 | 600 |
| PASCO | 3000 | 2800 | 1200 | 1200 | 1200 | 1275 | 1203 | 1275 | 1275 | 1275 | 1200 | 101 | 100 | 100 | 100 |
| JUNIN | 0000 | 7027 | 0994 | 0917 | 0917 | 4602 | 1718 | 1023 | 3453 | 3115 | 1300 | 1302 | 395 | 183 | 235 |
| HUANCAYELIS | 700 | 01 | 06 | 100 | 100 | 124 | 100 | 100 | 100 | 100 | 100 | 100 | 00 | 00 | 00 |
| AYACUCHO | 1123 | 1104 | 1100 | 1342 | 1342 | 1455 | 1455 | 1100 | 1221 | 1221 | 215 | 195 | 100 | 100 | 100 |
| APURIMAC | 200 | 193 | 210 | 201 | 225 | 253 | 225 | 200 | 200 | 200 | 124 | 203 | 200 | 200 | 200 |
| COZCO | 1970 | 1475 | 1200 | 1200 | 1406 | 1120 | 1001 | 1001 | 1738 | 1745 | 377 | 250 | 170 | 120 | 120 |
| PUNO | 110 | 133 | 147 | 143 | 146 | 198 | 180 | 101 | 100 | 100 | 100 | 96 | 100 | 150 | 150 |
| LUCAYAS | 1914 | 1606 | 1075 | 1020 | 1048 | 1018 | 1015 | 1015 | 1070 | 1025 | 1025 | 1007 | 1102 | 759 | 1112 |
| ULAYALI | 000 | 000 | 000 | 000 | 000 | 000 | 000 | 000 | 000 | 000 | 000 | 000 | 000 | 000 | 000 |
| MADRE DE DI | 324 | 336 | 344 | 403 | 396 | 440 | 445 | 307 | 396 | 356 | 172 | 170 | 185 | 144 | 150 |



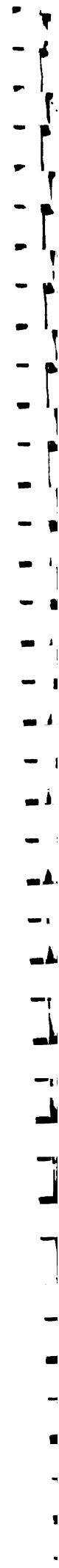
CUADRO V.8.17

SERIE HISTORICA DE PRODUCCION DE LOS CULTIVOS MAS IMPORTANTES : 1970-1984

 CULTIVO : MAIZANO

(T M)

| ANOS | 1971 | 1972 | 1973 | 1974 | 1975 | 1976 | 1977 | 1978 | 1979 | 1980 | 1981 | 1982 | 1983 | 1984 |
|--------------|-------|-------|-------|-------|-------|-------|-------|-------|-------|-------|--------|-------|-------|-------|
| TOTA MAIZANO | 77776 | 74496 | 74218 | 74750 | 74920 | 74852 | 74372 | 77546 | 77358 | 93656 | 110173 | 84604 | 59248 | 80370 |
| TUMBES | 0 | 0 | 0 | 0 | 0 | 0 | 0 | 0 | 0 | 0 | 0 | 0 | 0 | 0 |
| PIURA | 7 | 9 | 9 | 9 | 9 | 9 | 9 | 9 | 9 | 9 | 9 | 9 | 9 | 9 |
| LAMBAYEQUE | 82 | 126 | 149 | 154 | 165 | 150 | 144 | 128 | 142 | 115 | 84 | 76 | 55 | 60 |
| LA LIDERTAD | 1734 | 1608 | 1329 | 1418 | 1447 | 1344 | 1251 | 1155 | 1159 | 612 | 641 | 715 | 730 | 750 |
| ANCASH | 1743 | 1789 | 2146 | 2354 | 2324 | 2217 | 2150 | 1902 | 1953 | 1526 | 1300 | 1135 | 1220 | 1200 |
| LIMA | 60852 | 57454 | 61482 | 61155 | 64969 | 64000 | 64590 | 54560 | 64980 | 80250 | 98109 | 72920 | 52200 | 72671 |
| ICA | 7304 | 8170 | 4190 | 4055 | 4192 | 3585 | 3225 | 4204 | 3384 | 3834 | 4277 | 1295 | 636 | 1168 |
| AREQUIPA | 2655 | 2395 | 2678 | 2800 | 3385 | 3018 | 3433 | 2998 | 3401 | 4150 | 4086 | 3059 | 2850 | 3000 |
| MUQUEGUA | 917 | 595 | 309 | 271 | 303 | 346 | 501 | 652 | 606 | 570 | 570 | 911 | 784 | 542 |
| TACNA | 689 | 743 | 794 | 800 | 743 | 802 | 879 | 905 | 871 | 650 | 392 | 621 | 358 | 352 |
| CAJAMARLA | 305 | 232 | 173 | 186 | 179 | 178 | 153 | 150 | 156 | 1235 | 100 | 130 | 130 | 130 |
| AMAZONAS | 45 | 48 | 18 | 20 | 20 | 25 | 23 | 21 | 22 | 14 | 14 | 12 | 12 | 12 |
| SAN MARTIN | 0 | 0 | 0 | 0 | 0 | 0 | 0 | 0 | 0 | 0 | 0 | 0 | 0 | 0 |
| HUANUCO | 78 | 28 | 31 | 33 | 35 | 30 | 25 | 25 | 25 | 25 | 25 | 25 | 25 | 25 |
| PASCO | 0 | 0 | 0 | 0 | 0 | 0 | 0 | 0 | 0 | 0 | 0 | 0 | 0 | 0 |
| JUNON | 55 | 59 | 17 | 17 | 18 | 15 | 14 | 16 | 19 | 117 | 78 | 60 | 80 | 80 |
| HUANCABELLE | 54 | 50 | 42 | 44 | 45 | 40 | 30 | 30 | 30 | 45 | 158 | 100 | 160 | 170 |
| AYALUCO | 502 | 506 | 310 | 317 | 321 | 248 | 258 | 188 | 188 | 145 | 56 | 52 | 50 | 30 |
| APURIMAC | 405 | 570 | 480 | 540 | 595 | 546 | 375 | 320 | 246 | 301 | 167 | 150 | 130 | 130 |
| CUZCO | 205 | 350 | 391 | 323 | 321 | 243 | 253 | 202 | 156 | 77 | 55 | 63 | 48 | 50 |
| PUNO | 10 | 10 | 0 | 0 | 0 | 0 | 0 | 0 | 0 | 0 | 0 | 0 | 0 | 0 |
| LUREO | 0 | 0 | 0 | 0 | 0 | 0 | 0 | 0 | 0 | 0 | 0 | 0 | 0 | 0 |
| UCAYALI | 0 | 0 | 0 | 0 | 0 | 0 | 0 | 0 | 0 | 0 | 0 | 0 | 0 | 0 |
| MADRE DE DI | 0 | 0 | 0 | 0 | 0 | 0 | 0 | 0 | 0 | 0 | 0 | 0 | 0 | 0 |



CUADRO V.8.18

SERIE HISTORICA DE PRODUCCION DE LOS CULTIVOS MAS IMPORTANTES : 1970 1984

CULTIVO: VIJ
 (TM)

| ANOS | 1971 | 1972 | 1973 | 1974 | 1975 | 1976 | 1977 | 1978 | 1979 | 1980 | 1981 | 1982 | 1983 | 1984 |
|-------------|-------|-------|-------|-------|-------|-------|-------|-------|-------|-------|-------|-------|-------|-------|
| TOT. NAJUN | 50334 | 50959 | 64529 | 64217 | 65151 | 65729 | 55054 | 51164 | 50752 | 57220 | 56434 | 45356 | 36994 | 23433 |
| TUMSES | 0 | 0 | 0 | 0 | 0 | 0 | 0 | 0 | 0 | 0 | 0 | 0 | 0 | 0 |
| PIURA | 649 | 225 | 248 | 45 | 45 | 45 | 0 | 0 | 0 | 0 | 0 | 0 | 0 | 0 |
| LAMBAYEQUE | 677 | 225 | 1400 | 1400 | 972 | 972 | 825 | 650 | 578 | 425 | 343 | 180 | 95 | 100 |
| LA LIBERTAD | 609 | 471 | 600 | 479 | 290 | 300 | 185 | 189 | 109 | 311 | 425 | 421 | 430 | 430 |
| ANCASH | 648 | 972 | 439 | 1793 | 1715 | 596 | 1352 | 1248 | 1104 | 744 | 688 | 210 | 200 | 200 |
| LIMA | 27000 | 24102 | 25773 | 24808 | 28144 | 25120 | 25697 | 18151 | 17826 | 20750 | 20730 | 16648 | 13101 | 9168 |
| ICA | 19800 | 20800 | 20900 | 20520 | 27040 | 20825 | 20670 | 26325 | 26350 | 30797 | 29295 | 22392 | 18598 | 18150 |
| AREQUIPA | 2919 | 3147 | 5018 | 5230 | 2293 | 2215 | 2414 | 1778 | 1809 | 1259 | 980 | 1082 | 900 | 970 |
| MUQUEJUN | 443 | 381 | 725 | 924 | 700 | 709 | 454 | 789 | 511 | 607 | 677 | 015 | 234 | 45 |
| TACNA | 670 | 1677 | 1727 | 1500 | 2300 | 1155 | 553 | 1302 | 708 | 1756 | 1604 | 1622 | 1199 | 674 |
| CAJAMARCA | 27 | 27 | 28 | 29 | 30 | 30 | 18 | 42 | 46 | 48 | 960 | 1340 | 1180 | 5298 |
| AMALONES | 0 | 0 | 2 | 2 | 2 | 0 | 0 | 0 | 0 | 0 | 0 | 0 | 0 | 0 |
| SAN MARTIN | 270 | 313 | 327 | 328 | 414 | 450 | 390 | 420 | 450 | 540 | 540 | 540 | 540 | 540 |
| HUANUCO | 45 | 45 | 0 | 0 | 0 | 0 | 0 | 0 | 0 | 0 | 0 | 0 | 0 | 0 |
| PASCO | 0 | 0 | 0 | 0 | 0 | 0 | 0 | 0 | 0 | 0 | 0 | 0 | 0 | 0 |
| JUNIN | 0 | 9 | 9 | 9 | 0 | 0 | 0 | 0 | 0 | 0 | 0 | 0 | 0 | 0 |
| HUANCAYEL | 10 | 6 | 8 | 8 | 8 | 0 | 0 | 0 | 0 | 0 | 0 | 0 | 0 | 0 |
| AYACUCHO | 402 | 422 | 350 | 351 | 233 | 226 | 176 | 196 | 196 | 18 | 18 | 18 | 18 | 18 |
| APURIMAC | 36 | 35 | 50 | 52 | 44 | 45 | 45 | 44 | 45 | 45 | 60 | 40 | 40 | 40 |
| CUZCO | 0 | 0 | 0 | 0 | 0 | 0 | 0 | 0 | 0 | 0 | 0 | 0 | 0 | 0 |
| PUNO | 0 | 0 | 0 | 0 | 0 | 0 | 0 | 0 | 0 | 0 | 0 | 0 | 0 | 0 |
| LUPETU | 0 | 0 | 0 | 0 | 0 | 0 | 0 | 0 | 0 | 0 | 0 | 0 | 0 | 0 |
| ULAYALI | 0 | 0 | 0 | 0 | 0 | 0 | 0 | 0 | 0 | 0 | 0 | 0 | 0 | 0 |
| MADRE DE DI | 0 | 0 | 0 | 0 | 0 | 0 | 0 | 0 | 0 | 0 | 0 | 0 | 0 | 0 |




CUADRO V.8.19

SERIE HISTÓRICA DE PRODUCCION DE LOS CULTIVOS MAS IMPORTANTES : 1970 1984

CULTIVO MAIZ GRANO

(IV)

| ANOS | 1970 | 1971 | 1972 | 1973 | 1974 | 1975 | 1976 | 1977 | 1978 | 1979 | 1980 | 1981 | 1982 | 1983 | 1984 |
|---------------|--------|--------|--------|--------|--------|--------|--------|--------|--------|--------|--------|--------|--------|--------|--------|
| TOT. NACION | 614619 | 610308 | 625323 | 599409 | 605652 | 534607 | 725659 | 735557 | 559774 | 621209 | 455665 | 585848 | 631263 | 584633 | 775656 |
| TUMBES | 130 | 941 | 1544 | 2514 | 1500 | 2528 | 1400 | 1737 | 2239 | 771 | 722 | 379 | 245 | 218 | 163 |
| PIURA | 41938 | 43426 | 43603 | 31850 | 25800 | 50657 | 7104 | 64501 | 26055 | 35116 | 33005 | 33443 | 21795 | 23673 | 49079 |
| LAMBAYEQUE | 30203 | 40309 | 37476 | 39507 | 42256 | 52278 | 54400 | 46825 | 20961 | 35724 | 14056 | 16484 | 22179 | 24336 | 45025 |
| LA LIBERTAD | 50018 | 56543 | 64659 | 56741 | 61500 | 60925 | 71165 | 65609 | 35821 | 50008 | 16607 | 51607 | 32470 | 29259 | 55071 |
| ANCASH | 85655 | 94804 | 86609 | 79475 | 70400 | 79408 | 90670 | 93907 | 81056 | 68503 | 44884 | 54259 | 59006 | 49810 | 65314 |
| LIMA | 100122 | 109918 | 113941 | 107952 | 112119 | 106640 | 113200 | 130719 | 117676 | 100237 | 72009 | 78790 | 107670 | 94501 | 125697 |
| ICA | 35632 | 35648 | 34567 | 33907 | 34505 | 42507 | 50755 | 50156 | 31606 | 20730 | 20801 | 20844 | 22378 | 21659 | 32160 |
| AREQUIPA | 18193 | 16378 | 14857 | 14606 | 14110 | 13050 | 10644 | 10908 | 15006 | 11291 | 8106 | 6183 | 11247 | 7627 | 10901 |
| MORUEGUA | 290 | 2590 | 2122 | 2396 | 2034 | 2055 | 376 | 502 | 2128 | 1559 | 2504 | 1603 | 1852 | 1419 | 1159 |
| TACNA | 4241 | 5695 | 5104 | 4900 | 4606 | 4215 | 3757 | 2277 | 2549 | 3665 | 4005 | 4879 | 4347 | 2784 | 3272 |
| CAJAMARCA | 44987 | 35276 | 36718 | 41089 | 44795 | 40307 | 50370 | 50800 | 54506 | 50650 | 29005 | 70235 | 65573 | 71235 | 98486 |
| AMAZONAS | 7352 | 8367 | 7645 | 9106 | 8002 | 10449 | 10300 | 14972 | 12540 | 19452 | 24002 | 28614 | 41146 | 39206 | 30412 |
| SAN MARTIN | 27160 | 27930 | 25655 | 21300 | 20562 | 22801 | 20200 | 20316 | 40801 | 72877 | 50642 | 67875 | 84611 | 74199 | 122794 |
| HUANUCO | 23344 | 20704 | 27207 | 24207 | 25206 | 17800 | 20370 | 20477 | 19000 | 19470 | 17300 | 11310 | 9651 | 13395 | 15524 |
| PASCO | 6500 | 4755 | 5350 | 5130 | 4808 | 5282 | 5020 | 5370 | 4705 | 5055 | 5191 | 3354 | 5101 | 3613 | 4512 |
| JUNIN | 17235 | 18006 | 16541 | 16808 | 16767 | 17790 | 14503 | 20781 | 21322 | 20313 | 19900 | 25842 | 25530 | 26090 | 25879 |
| HUANCAVELICA | 20603 | 20590 | 17404 | 18000 | 19500 | 16365 | 20025 | 19057 | 16700 | 16500 | 9858 | 11822 | 12821 | 3290 | 14364 |
| AYACUCHO | 23638 | 22473 | 24620 | 25077 | 26304 | 25200 | 25900 | 25516 | 25902 | 26105 | 15100 | 20706 | 21308 | 11980 | 11353 |
| APURIMAC | 15002 | 20115 | 17395 | 19125 | 15755 | 19170 | 20350 | 18000 | 18801 | 18906 | 11355 | 14295 | 22826 | 10033 | 18726 |
| CUZCO | 24900 | 24874 | 24232 | 26223 | 27577 | 21124 | 24600 | 22000 | 22417 | 22559 | 21145 | 35240 | 31874 | 24504 | 27234 |
| PUNO | 4503 | 4874 | 4790 | 5051 | 5171 | 5090 | 4470 | 4506 | 4800 | 4951 | 4942 | 4801 | 3453 | 2558 | 2703 |
| LUPATU | 13050 | 9750 | 10704 | 12505 | 13275 | 10100 | 10750 | 11107 | 12107 | 11107 | 14512 | 7047 | 10004 | 14416 | 8385 |
| UCAYALI | 0 | 0 | 0 | 0 | 0 | 0 | 0 | 0 | 0 | 0 | 0 | 0 | 0 | 0 | 0 |
| MADRE DE DIOS | 625 | 650 | 690 | 508 | 524 | 508 | 700 | 505 | 648 | 700 | 508 | 1001 | 805 | 1073 | 1411 |



SERIE HISTORICA DE PRECIOS DE LOS
CULTIVOS MAS IMPORTANTES
1970 - 1984

SERIE HISTORICA DE PRECIOS DE LOS CULTIVOS MAS IMPORTANTES : 1970-1984

CULTIVO
 ARROZ
 (SOL/KG)

| ANOS | 1970 | 1971 | 1972 | 1973 | 1974 | 1975 | 1976 | 1977 | 1978 | 1979 | 1980 | 1981 | 1982 | 1983 | 1984 |
|-------------|------|------|------|------|------|------|-------|-------|-------|-------|-------|--------|--------|--------|--------|
| TUMBES | 5.10 | 5.00 | 5.00 | 5.00 | 5.00 | 5.00 | 9.00 | 14.40 | 21.41 | 46.00 | 78.00 | 124.36 | 194.06 | 300.00 | 700.00 |
| PIURA | 5.10 | 5.00 | 5.00 | 5.00 | 6.00 | 4.40 | 9.00 | 11.40 | 21.20 | 45.97 | 78.00 | 126.80 | 198.51 | 378.54 | 700.92 |
| LAMBAYEQUE | 4.95 | 4.90 | 4.90 | 4.90 | 6.00 | 9.00 | 9.00 | 14.40 | 23.00 | 40.00 | 77.00 | 129.06 | 190.05 | 338.18 | 698.29 |
| LA LIBERTAD | 5.10 | 5.00 | 6.00 | 6.00 | 6.00 | 9.00 | 9.00 | 14.40 | 23.00 | 46.00 | 77.00 | 116.25 | 199.90 | 334.95 | 696.97 |
| ANCASH | 5.10 | 5.00 | 5.10 | 5.10 | 5.00 | 9.00 | 10.00 | 16.00 | 20.60 | 46.00 | 63.45 | 87.52 | 120.72 | 395.63 | 671.89 |
| LIMA | 6.00 | 0.0 | 0.0 | 0.0 | 0.0 | 0.0 | 0.0 | 14.60 | 23.45 | 46.00 | 0.0 | 0.0 | 0.0 | 0.0 | 0.0 |
| ICA | 0.0 | 0.0 | 0.0 | 0.0 | 0.0 | 0.0 | 0.0 | 0.0 | 0.0 | 0.0 | 0.0 | 0.0 | 0.0 | 0.0 | 0.0 |
| AREQUIPA | 4.80 | 4.80 | 5.00 | 5.00 | 5.00 | 9.00 | 9.50 | 13.40 | 20.83 | 43.00 | 80.00 | 125.00 | 188.24 | 277.69 | 607.97 |
| MOQUEGUA | 0.0 | 0.0 | 0.0 | 0.0 | 0.0 | 0.0 | 0.0 | 0.0 | 0.0 | 0.0 | 0.0 | 0.0 | 0.0 | 0.0 | 0.0 |
| TACNA | 0.0 | 0.0 | 0.0 | 0.0 | 0.0 | 0.0 | 0.0 | 0.0 | 0.0 | 0.0 | 0.0 | 0.0 | 0.0 | 0.0 | 0.0 |
| CAJAMARCA | 5.10 | 5.00 | 5.15 | 5.25 | 6.33 | 9.34 | 9.62 | 15.50 | 27.27 | 66.35 | 83.31 | 130.15 | 199.55 | 338.42 | 718.51 |
| AMAZONAS | 5.25 | 5.00 | 5.00 | 5.00 | 6.50 | 9.50 | 10.00 | 16.00 | 29.00 | 75.00 | 87.22 | 137.00 | 194.07 | 359.87 | 713.76 |
| SAN MARTIN | 4.00 | 3.80 | 3.17 | 5.39 | 6.60 | 8.20 | 9.00 | 13.50 | 23.42 | 40.00 | 67.98 | 121.35 | 200.00 | 310.01 | 491.86 |
| HUANUCO | 4.85 | 5.45 | 5.35 | 5.90 | 5.95 | 8.00 | 3.50 | 15.24 | 36.00 | 56.00 | 83.65 | 131.42 | 197.22 | 315.89 | 573.84 |
| PASCO | 4.80 | 4.80 | 5.00 | 5.00 | 5.00 | 9.00 | 9.00 | 20.00 | 40.00 | 60.00 | 0.0 | 0.0 | 135.74 | 213.01 | 439.65 |
| JUNIN | 5.00 | 6.10 | 6.10 | 5.10 | 6.10 | 7.00 | 8.00 | 22.30 | 28.98 | 52.96 | 73.76 | 119.30 | 186.99 | 290.45 | 559.89 |
| HUANCVELIC | 0.0 | 0.0 | 0.0 | 0.0 | 0.0 | 0.0 | 0.0 | 0.0 | 0.0 | 0.0 | 0.0 | 0.0 | 0.0 | 0.0 | 0.0 |
| AYACUCHO | 4.37 | 4.23 | 4.64 | 4.24 | 5.00 | 9.00 | 9.00 | 21.33 | 27.31 | 51.34 | 67.51 | 200.00 | 245.85 | 247.27 | 429.04 |
| APURIMAC | 0.0 | 0.0 | 0.0 | 0.0 | 0.0 | 0.0 | 0.0 | 0.0 | 0.0 | 0.0 | 0.0 | 0.0 | 0.0 | 0.0 | 0.0 |
| CUZCO | 0.0 | 0.0 | 0.0 | 0.0 | 0.0 | 0.0 | 0.0 | 0.0 | 0.0 | 0.0 | 0.0 | 0.0 | 0.0 | 0.0 | 0.0 |
| PUNO | 0.0 | 0.0 | 0.0 | 0.0 | 0.0 | 0.0 | 0.0 | 0.0 | 0.0 | 0.0 | 0.0 | 0.0 | 0.0 | 0.0 | 0.0 |
| LORETO | 0.0 | 0.0 | 0.0 | 0.0 | 0.0 | 0.0 | 0.0 | 0.0 | 0.0 | 0.0 | 0.0 | 0.0 | 0.0 | 0.0 | 0.0 |
| UCAYALI | 0.0 | 0.0 | 0.0 | 0.0 | 0.0 | 0.0 | 0.0 | 0.0 | 0.0 | 0.0 | 0.0 | 0.0 | 0.0 | 0.0 | 0.0 |
| MADRE DE DI | 0.0 | 0.0 | 0.0 | 0.0 | 0.0 | 0.0 | 0.0 | 0.0 | 0.0 | 0.0 | 0.0 | 0.0 | 0.0 | 0.0 | 0.0 |

CUADRO V.9.2

SERIE HISTORICA DE PRECIOS DE LOS CULTIVOS MAS IMPORTANTES 1970-1984

CULTIVO MAIZ AMILACEO
 (SOL/KG)

| AÑOS | 1970 | 1971 | 1972 | 1973 | 1974 | 1975 | 1976 | 1977 | 1978 | 1979 | 1980 | 1981 | 1982 | 1983 | 1984 |
|-------------|------|------|------|------|------|-------|-------|-------|-------|-------|--------|--------|--------|--------|---------|
| TUMBS | 0.0 | 0.0 | 0.0 | 0.0 | 0.0 | 0.0 | 0.0 | 12.00 | 15.00 | 33.60 | 76.00 | 0.0 | 0.0 | 0.0 | 0.0 |
| PIURA | 2.86 | 3.35 | 3.47 | 3.73 | 3.85 | 9.62 | 9.72 | 11.94 | 19.80 | 28.00 | 57.14 | 41.47 | 139.48 | 206.10 | 1148.61 |
| LAMBAYEQUE | 2.42 | 2.02 | 2.35 | 2.85 | 3.87 | 6.05 | 6.69 | 13.94 | 22.77 | 51.67 | 58.16 | 76.79 | 114.03 | 252.36 | 548.33 |
| LA LIBERTAD | 3.71 | 4.20 | 4.31 | 5.14 | 6.96 | 9.28 | 9.47 | 17.65 | 25.00 | 53.00 | 79.28 | 97.36 | 167.33 | 209.05 | 1003.99 |
| ANCASH | 3.78 | 4.10 | 5.04 | 5.43 | 6.60 | 8.28 | 8.50 | 14.53 | 22.30 | 48.95 | 79.54 | 110.20 | 134.74 | 299.78 | 1506.18 |
| LIMA | 4.83 | 5.59 | 6.34 | 6.94 | 9.30 | 11.99 | 12.00 | 15.00 | 32.00 | 44.99 | 103.55 | 198.69 | 225.61 | 563.37 | 1175.62 |
| ICA | 4.69 | 4.89 | 5.04 | 5.43 | 5.61 | 7.00 | 7.50 | 11.49 | 20.35 | 50.83 | 81.59 | 136.79 | 175.70 | 614.46 | 1138.87 |
| AREQUIPA | 4.90 | 5.20 | 6.50 | 6.70 | 7.21 | 10.00 | 10.50 | 17.80 | 34.47 | 59.63 | 95.00 | 153.57 | 226.33 | 432.83 | 980.72 |
| MOQUEGUA | 3.95 | 5.00 | 5.70 | 5.45 | 5.50 | 8.50 | 11.70 | 20.27 | 33.37 | 45.98 | 102.55 | 108.06 | 139.97 | 323.35 | 1079.16 |
| TACNA | 6.60 | 7.00 | 8.00 | 7.00 | 7.50 | 14.50 | 14.59 | 24.93 | 39.13 | 57.17 | 91.74 | 130.89 | 181.21 | 306.13 | 1255.28 |
| CAJAMARCA | 3.02 | 3.30 | 3.42 | 4.56 | 5.78 | 7.47 | 7.97 | 12.45 | 29.98 | 57.36 | 69.88 | 110.67 | 160.48 | 292.21 | 848.45 |
| AMAZONAS | 2.65 | 2.95 | 4.50 | 5.40 | 5.00 | 4.54 | 12.00 | 15.37 | 29.13 | 34.71 | 48.42 | 100.00 | 174.84 | 364.38 | 642.02 |
| SAN MARTIN | 0.0 | 0.0 | 0.0 | 0.0 | 0.0 | 0.0 | 0.0 | 15.00 | 25.00 | 50.00 | 0.0 | 0.0 | 0.0 | 0.0 | 0.0 |
| HUANUCO | 3.03 | 3.34 | 3.51 | 3.87 | 4.17 | 4.37 | 10.35 | 19.57 | 33.04 | 43.59 | 101.85 | 126.42 | 156.57 | 288.65 | 631.86 |
| PASCO | 4.00 | 5.00 | 6.85 | 6.40 | 6.90 | 6.10 | 6.50 | 23.79 | 34.31 | 49.10 | 97.13 | 125.00 | 189.25 | 458.69 | 1640.34 |
| JUNIN | 4.83 | 4.43 | 5.02 | 6.12 | 7.50 | 12.00 | 12.00 | 19.01 | 36.03 | 48.01 | 69.32 | 149.05 | 162.38 | 302.15 | 1270.39 |
| HUANCAYELIC | 4.42 | 4.43 | 4.91 | 5.16 | 5.21 | 8.46 | 9.43 | 15.69 | 36.73 | 48.68 | 63.37 | 105.99 | 170.55 | 332.60 | 1045.99 |
| AYACUCHO | 3.70 | 4.14 | 4.36 | 4.82 | 5.13 | 7.01 | 7.13 | 15.00 | 27.85 | 42.72 | 44.71 | 113.84 | 149.35 | 335.24 | 1033.87 |
| APURIMAC | 2.97 | 3.00 | 4.38 | 5.35 | 5.03 | 7.61 | 8.30 | 16.25 | 25.00 | 35.00 | 77.86 | 119.50 | 123.73 | 381.27 | 976.01 |
| CUZCO | 0.0 | 0.0 | 0.0 | 0.0 | 0.0 | 0.0 | 0.0 | 0.0 | 0.0 | 0.0 | 0.0 | 0.0 | 0.0 | 0.0 | 0.0 |
| PUNO | 0.0 | 0.0 | 0.0 | 0.0 | 0.0 | 0.0 | 0.0 | 0.0 | 0.0 | 0.0 | 0.0 | 0.0 | 0.0 | 0.0 | 0.0 |
| LORETO | 0.0 | 0.0 | 0.0 | 0.0 | 0.0 | 0.0 | 0.0 | 0.0 | 0.0 | 0.0 | 0.0 | 0.0 | 0.0 | 0.0 | 0.0 |
| UCAYALI | 0.0 | 0.0 | 0.0 | 0.0 | 0.0 | 0.0 | 0.0 | 0.0 | 0.0 | 0.0 | 0.0 | 0.0 | 0.0 | 0.0 | 0.0 |
| MADRE DE DI | 0.0 | 0.0 | 0.0 | 0.0 | 0.0 | 0.0 | 0.0 | 0.0 | 0.0 | 0.0 | 0.0 | 0.0 | 0.0 | 0.0 | 0.0 |

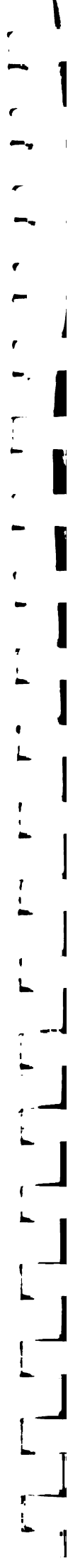
CUADRO V.9.3

SERIE HISTORICA DE PRECIOS DE LOS CULTIVOS MAS IMPORTANTES : 1970-1984

CULTIVO FRIJOL GRAND
 =====
 (SCL/KG)

| ANOS | 1970 | 1971 | 1972 | 1973 | 1974 | 1975 | 1976 | 1977 | 1978 | 1979 | 1980 | 1981 | 1982 | 1983 | 1984 |
|-------------|-------|-------|-------|-------|-------|-------|-------|-------|--------|--------|--------|--------|--------|---------|---------|
| TUMDES | 8.00 | 7.44 | 8.43 | 8.00 | 9.43 | 12.45 | 13.50 | 17.30 | 105.25 | 93.00 | 142.00 | 350.00 | 0.0 | 0.0 | 0.0 |
| PIURA | 7.74 | 8.02 | 8.09 | 8.27 | 8.48 | 16.81 | 16.26 | 24.18 | 51.01 | 61.98 | 129.06 | 131.38 | 296.17 | 422.11 | 1840.13 |
| LAMBAYEQUE | 6.39 | 7.44 | 7.12 | 8.27 | 11.57 | 15.50 | 15.64 | 30.61 | 134.63 | 157.25 | 160.69 | 276.65 | 306.86 | 966.06 | 2561.11 |
| LA LIBERTAD | 10.02 | 8.42 | 8.62 | 9.81 | 12.97 | 20.19 | 20.22 | 39.81 | 99.32 | 149.20 | 192.58 | 322.43 | 340.57 | 399.13 | 2734.45 |
| ANCASH | 8.52 | 8.58 | 8.70 | 10.36 | 11.82 | 16.31 | 16.52 | 26.54 | 64.48 | 89.05 | 139.67 | 294.08 | 349.73 | 798.84 | 2593.96 |
| LIMA | 9.20 | 10.49 | 8.81 | 14.95 | 16.36 | 16.00 | 13.00 | 38.34 | 70.26 | 97.72 | 211.89 | 374.16 | 415.76 | 963.90 | 3827.29 |
| ICA | 10.20 | 12.00 | 11.60 | 11.15 | 11.35 | 17.00 | 19.00 | 35.00 | 66.99 | 110.00 | 213.42 | 455.67 | 464.04 | 1308.93 | 3092.90 |
| AREQUIPA | 10.00 | 11.79 | 12.00 | 13.15 | 16.15 | 22.79 | 31.97 | 48.48 | 99.63 | 109.82 | 194.88 | 313.91 | 399.81 | 1606.52 | 2526.89 |
| MOQUEGUA | 9.18 | 8.85 | 8.81 | 12.87 | 13.00 | 15.42 | 16.25 | 35.24 | 76.97 | 89.64 | 218.07 | 250.00 | 500.00 | 0.0 | 2473.08 |
| TACNA | 0.0 | 0.0 | 0.0 | 0.0 | 0.0 | 0.0 | 0.0 | 0.0 | 0.0 | 0.0 | 0.0 | 0.0 | 0.0 | 0.0 | 0.0 |
| CAJAMARCA | 6.48 | 6.86 | 7.89 | 9.42 | 12.20 | 14.46 | 15.50 | 21.62 | 29.50 | 41.18 | 129.64 | 216.15 | 250.15 | 416.37 | 1966.12 |
| AMAZONAS | 9.00 | 5.45 | 10.26 | 14.13 | 17.95 | 17.99 | 18.01 | 26.09 | 38.36 | 50.02 | 80.97 | 91.44 | 262.88 | 629.10 | 2254.81 |
| SAN MARTIN | 9.00 | 8.60 | 8.95 | 12.80 | 14.10 | 16.50 | 15.50 | 40.24 | 60.32 | 90.28 | 128.60 | 230.23 | 300.00 | 885.34 | 2226.98 |
| HUANUCO | 4.23 | 4.39 | 4.60 | 6.42 | 7.27 | 16.00 | 16.14 | 24.18 | 41.00 | 66.22 | 110.50 | 116.08 | 415.57 | 679.95 | 1429.73 |
| PASCO | 6.60 | 9.80 | 10.41 | 11.46 | 11.77 | 15.84 | 15.86 | 29.98 | 47.03 | 74.15 | 0.0 | 0.0 | 418.18 | 1029.81 | 2462.98 |
| JUNIN | 6.61 | 7.00 | 7.18 | 7.73 | 7.89 | 15.04 | 15.27 | 20.33 | 60.00 | 99.99 | 131.89 | 232.93 | 255.45 | 372.73 | 1646.26 |
| HUANCABELIC | 7.20 | 7.34 | 8.18 | 8.91 | 9.11 | 12.03 | 16.50 | 19.14 | 50.50 | 90.74 | 78.75 | 201.38 | 272.60 | 383.51 | 1665.02 |
| AYACUCHO | 6.11 | 7.38 | 9.45 | 9.45 | 10.75 | 12.45 | 13.20 | 19.71 | 53.62 | 93.99 | 101.91 | 217.24 | 264.17 | 360.20 | 1804.41 |
| APUKIMAC | 8.15 | 6.30 | 9.92 | 10.04 | 12.12 | 11.42 | 11.25 | 32.50 | 57.98 | 74.00 | 118.67 | 207.76 | 264.02 | 343.77 | 1336.39 |
| CUZCO | 0.0 | 0.0 | 0.0 | 0.0 | 0.0 | 0.0 | 0.0 | 0.0 | 0.0 | 0.0 | 0.0 | 0.0 | 0.0 | 0.0 | 0.0 |
| PUNO | 0.0 | 0.0 | 0.0 | 0.0 | 0.0 | 0.0 | 0.0 | 0.0 | 0.0 | 0.0 | 0.0 | 0.0 | 0.0 | 0.0 | 0.0 |
| LURETO | 0.0 | 0.0 | 0.0 | 0.0 | 0.0 | 0.0 | 0.0 | 0.0 | 0.0 | 0.0 | 0.0 | 0.0 | 0.0 | 0.0 | 0.0 |
| UCAYALI | 0.0 | 0.0 | 0.0 | 0.0 | 0.0 | 0.0 | 0.0 | 0.0 | 0.0 | 0.0 | 0.0 | 0.0 | 0.0 | 0.0 | 0.0 |
| MADRE DE DI | 0.0 | 0.0 | 0.0 | 0.0 | 0.0 | 0.0 | 0.0 | 0.0 | 0.0 | 0.0 | 0.0 | 0.0 | 0.0 | 0.0 | 0.0 |





CUADRO V.9.5

SERIE HISTORICA DE PRECIOS DE LOS CULTIVOS MAS IMPORTANTES : 1970-1984

CULTIVO TRIGO
 (SOL/KG)

| ANOS | 1970 | 1971 | 1972 | 1973 | 1974 | 1975 | 1976 | 1977 | 1978 | 1979 | 1980 | 1981 | 1982 | 1983 | 1984 |
|-------------|------|------|------|------|-------|-------|-------|-------|-------|-------|--------|--------|--------|--------|---------|
| TUMES | 0.0 | 0.0 | 0.0 | 0.0 | 0.0 | 0.0 | 0.0 | 0.0 | 0.0 | 0.0 | 0.0 | 0.0 | 0.0 | 0.0 | 0.0 |
| PIURA | 3.11 | 3.00 | 3.43 | 3.76 | 4.14 | 11.39 | 11.59 | 14.91 | 23.58 | 51.62 | 63.00 | 57.04 | 107.79 | 293.71 | 1019.89 |
| LAMBAYEQUE | 3.00 | 4.48 | 4.50 | 5.80 | 4.84 | 7.18 | 7.44 | 15.01 | 20.00 | 39.98 | 50.00 | 0.0 | 0.0 | 0.0 | 0.0 |
| LA LIBERTAD | 3.82 | 3.97 | 4.37 | 5.83 | 0.87 | 11.96 | 11.92 | 16.57 | 32.01 | 52.02 | 84.13 | 103.96 | 122.25 | 238.33 | 878.56 |
| ANCASH | 3.96 | 4.56 | 5.66 | 5.06 | 6.94 | 11.28 | 11.49 | 25.52 | 37.12 | 48.73 | 69.30 | 120.00 | 144.37 | 437.41 | 1283.19 |
| LIMA | 5.23 | 4.59 | 5.44 | 8.02 | 8.64 | 11.16 | 11.35 | 16.00 | 25.10 | 30.20 | 117.00 | 197.75 | 271.07 | 847.16 | 1590.40 |
| ICA | 4.10 | 4.52 | 5.16 | 5.19 | 6.53 | 9.06 | 9.25 | 14.70 | 23.51 | 34.53 | 67.51 | 104.66 | 159.15 | 586.00 | 1451.03 |
| AREQUIPA | 0.00 | 4.88 | 5.27 | 5.39 | 6.73 | 10.20 | 10.30 | 15.97 | 32.89 | 60.46 | 104.93 | 146.82 | 169.28 | 393.63 | 869.77 |
| MOQUEGUA | 3.40 | 4.50 | 4.90 | 5.86 | 6.00 | 8.46 | 9.64 | 17.07 | 33.78 | 45.04 | 106.93 | 136.56 | 165.60 | 245.28 | 1080.63 |
| TACNA | 3.41 | 4.47 | 4.88 | 5.00 | 5.94 | 8.71 | 10.72 | 13.58 | 29.98 | 44.75 | 79.41 | 120.00 | 173.93 | 838.49 | 1272.55 |
| CAJAMAPCA | 3.64 | 4.01 | 4.81 | 5.99 | 6.32 | 10.25 | 10.09 | 15.89 | 25.15 | 79.94 | 77.78 | 100.90 | 156.59 | 332.36 | 915.81 |
| AMAZONAS | 3.10 | 4.40 | 5.29 | 6.49 | 6.09 | 9.72 | 10.00 | 17.25 | 36.78 | 45.97 | 51.70 | 52.00 | 133.49 | 403.06 | 510.19 |
| SAN MARTIN | 0.0 | 0.0 | 0.0 | 0.0 | 0.0 | 0.0 | 0.0 | 0.0 | 0.0 | 0.0 | 0.0 | 0.0 | 0.0 | 0.0 | 0.0 |
| HUANUCO | 4.07 | 4.17 | 4.23 | 4.29 | 4.50 | 10.59 | 10.50 | 20.18 | 27.00 | 50.00 | 94.17 | 119.69 | 199.23 | 422.38 | 536.75 |
| PASCO | 4.60 | 5.50 | 5.00 | 5.00 | 5.10 | 7.50 | 7.50 | 25.00 | 35.00 | 53.00 | 89.21 | 120.00 | 161.42 | 499.68 | 700.00 |
| JUNIN | 5.25 | 4.90 | 6.85 | 6.82 | 10.50 | 11.65 | 13.00 | 15.20 | 28.00 | 35.00 | 58.52 | 90.00 | 145.65 | 288.02 | 718.04 |
| HUANCVELIC | 4.29 | 4.01 | 4.37 | 4.67 | 4.87 | 8.60 | 9.00 | 14.00 | 27.00 | 33.00 | 67.16 | 77.08 | 86.43 | 266.35 | 611.35 |
| AYACUCHO | 4.21 | 4.54 | 4.31 | 4.44 | 4.54 | 7.44 | 7.80 | 13.14 | 26.04 | 33.10 | 68.64 | 90.20 | 117.65 | 404.85 | 1032.90 |
| APURIMAC | 3.34 | 3.14 | 4.66 | 5.22 | 6.55 | 7.28 | 7.95 | 13.33 | 23.33 | 39.15 | 76.87 | 80.05 | 111.48 | 235.38 | 757.87 |
| CUZCO | 0.0 | 0.0 | 0.0 | 0.0 | 0.0 | 0.0 | 0.0 | 0.0 | 0.0 | 0.0 | 0.0 | 0.0 | 0.0 | 0.0 | 0.0 |
| PUNO | 0.0 | 0.0 | 0.0 | 0.0 | 0.0 | 0.0 | 0.0 | 0.0 | 0.0 | 0.0 | 0.0 | 0.0 | 0.0 | 0.0 | 0.0 |
| LORETO | 0.0 | 0.0 | 0.0 | 0.0 | 0.0 | 0.0 | 0.0 | 0.0 | 0.0 | 0.0 | 0.0 | 0.0 | 0.0 | 0.0 | 0.0 |
| UCAYALI | 0.0 | 0.0 | 0.0 | 0.0 | 0.0 | 0.0 | 0.0 | 0.0 | 0.0 | 0.0 | 0.0 | 0.0 | 0.0 | 0.0 | 0.0 |
| MADRE DE DI | 0.0 | 0.0 | 0.0 | 0.0 | 0.0 | 0.0 | 0.0 | 0.0 | 0.0 | 0.0 | 0.0 | 0.0 | 0.0 | 0.0 | 0.0 |

SERIE HISTORICA DE PRECIOS DE LOS CULTIVOS MAS IMPORTANTES : 1970-1984

CULTIVO ALGODON
 (SOL/KG)

| ANOS | 1970 | 1971 | 1972 | 1973 | 1974 | 1975 | 1976 | 1977 | 1978 | 1979 | 1980 | 1981 | 1982 | 1983 | 1984 |
|-------------|-------|-------|-------|-------|-------|-------|-------|-------|--------|--------|--------|--------|--------|--------|---------|
| TUMBES | 11.70 | 11.60 | 11.00 | 27.00 | 25.00 | 17.10 | 0.0 | 29.27 | 56.20 | 83.56 | 163.00 | 212.12 | 300.00 | 0.0 | 0.0 |
| PIURA | 12.10 | 11.80 | 11.90 | 23.00 | 24.00 | 17.05 | 25.00 | 40.38 | 56.00 | 110.89 | 163.00 | 258.67 | 307.00 | 865.13 | 6475.73 |
| LAMBAYEQUE | 11.30 | 10.75 | 11.30 | 12.70 | 16.40 | 16.85 | 25.99 | 59.85 | 110.00 | 130.00 | 170.00 | 293.50 | 315.19 | 505.63 | 2369.44 |
| LA LIBERTAD | 0.0 | 0.0 | 12.78 | 17.52 | 18.40 | 16.80 | 22.50 | 59.85 | 0.0 | 120.00 | 640.00 | 750.00 | 0.0 | 0.0 | 0.0 |
| ANCASH | 11.58 | 11.69 | 11.00 | 12.50 | 13.00 | 22.40 | 21.50 | 59.85 | 150.45 | 119.99 | 135.00 | 277.78 | 370.81 | 652.37 | 1805.22 |
| LIMA | 10.15 | 12.10 | 12.70 | 17.75 | 13.25 | 17.72 | 21.75 | 34.00 | 52.00 | 100.00 | 158.50 | 206.63 | 309.43 | 710.76 | 2162.69 |
| ICA | 9.50 | 11.40 | 12.50 | 18.35 | 20.30 | 20.75 | 22.50 | 30.60 | 46.60 | 87.20 | 152.67 | 198.78 | 271.07 | 692.98 | 2109.60 |
| AREQUIPA | 9.35 | 10.80 | 12.10 | 14.80 | 19.00 | 18.45 | 21.50 | 34.51 | 59.31 | 112.02 | 165.00 | 232.12 | 325.46 | 857.37 | 2183.17 |
| MOQUEGUA | 6.00 | 7.50 | 5.00 | 6.0 | 0.0 | 0.0 | 0.0 | 0.0 | 0.0 | 0.0 | 0.0 | 0.0 | 0.0 | 0.0 | 0.0 |
| TACNA | 8.68 | 10.00 | 11.00 | 10.02 | 12.00 | 31.96 | 30.00 | 0.0 | 0.0 | 0.0 | 0.0 | 0.0 | 0.0 | 0.0 | 0.0 |
| CAJAMARCA | 0.0 | 0.0 | 0.0 | 0.0 | 0.0 | 0.0 | 0.0 | 0.0 | 0.0 | 0.0 | 0.0 | 0.0 | 0.0 | 0.0 | 0.0 |
| AMAZONAS | 7.00 | 0.0 | 0.0 | 0.0 | 0.0 | 0.0 | 0.0 | 0.0 | 0.0 | 0.0 | 0.0 | 0.0 | 0.0 | 0.0 | 0.0 |
| SAN MARTIN | 4.50 | 5.00 | 4.20 | 5.15 | 5.56 | 16.50 | 20.00 | 20.00 | 40.00 | 84.99 | 98.20 | 206.31 | 292.88 | 815.04 | 799.85 |
| HUANJCO | 10.00 | 11.40 | 0.0 | 0.0 | 0.0 | 0.0 | 0.0 | 0.0 | 0.0 | 0.0 | 0.0 | 0.0 | 0.0 | 0.0 | 0.0 |
| PASCO | 0.0 | 0.0 | 0.0 | 0.0 | 0.0 | 0.0 | 0.0 | 0.0 | 0.0 | 0.0 | 0.0 | 0.0 | 0.0 | 0.0 | 0.0 |
| JUMIN | 10.00 | 9.80 | 0.0 | 0.0 | 0.0 | 0.0 | 0.0 | 0.0 | 0.0 | 0.0 | 0.0 | 0.0 | 0.0 | 0.0 | 0.0 |
| HUANCVELIC | 9.00 | 8.88 | 9.20 | 10.00 | 18.50 | 0.0 | 0.0 | 0.0 | 0.0 | 0.0 | 0.0 | 0.0 | 0.0 | 0.0 | 0.0 |
| AYACUCHO | 7.56 | 9.00 | 9.27 | 9.40 | 9.47 | 16.59 | 23.05 | 29.00 | 44.83 | 69.27 | 0.0 | 0.0 | 0.0 | 0.0 | 0.0 |
| APURIMAC | 0.0 | 0.0 | 0.0 | 0.0 | 0.0 | 0.0 | 0.0 | 0.0 | 0.0 | 0.0 | 0.0 | 0.0 | 0.0 | 0.0 | 0.0 |
| CUZCO | 0.0 | 0.0 | 0.0 | 0.0 | 0.0 | 0.0 | 0.0 | 0.0 | 0.0 | 0.0 | 0.0 | 0.0 | 0.0 | 0.0 | 0.0 |
| PUNO | 0.0 | 0.0 | 0.0 | 0.0 | 0.0 | 0.0 | 0.0 | 0.0 | 0.0 | 0.0 | 0.0 | 0.0 | 0.0 | 0.0 | 0.0 |
| LORETO | 0.0 | 0.0 | 0.0 | 0.0 | 0.0 | 0.0 | 0.0 | 0.0 | 0.0 | 0.0 | 0.0 | 0.0 | 0.0 | 0.0 | 0.0 |
| ULAYALI | 0.0 | 0.0 | 0.0 | 0.0 | 0.0 | 0.0 | 0.0 | 0.0 | 0.0 | 0.0 | 0.0 | 0.0 | 0.0 | 0.0 | 0.0 |
| MADRE DE DI | 0.0 | 0.0 | 0.0 | 0.0 | 0.0 | 0.0 | 0.0 | 0.0 | 0.0 | 0.0 | 0.0 | 0.0 | 0.0 | 0.0 | 0.0 |

1
2
3
4
5
6
7
8
9
10
11
12
13
14
15
16
17
18
19
20
21
22
23
24
25
26
27
28
29
30
31
32
33
34
35
36
37
38
39
40
41
42
43
44
45
46
47
48
49
50
51
52
53
54
55
56
57
58
59
60
61
62
63
64
65
66
67
68
69
70
71
72
73
74
75
76
77
78
79
80
81
82
83
84
85
86
87
88
89
90
91
92
93
94
95
96
97
98
99
100

CUADRO V.9.7

SERIE HISTORICA DE PRECIOS DE LOS CULTIVOS MAS IMPORTANTES : 1970-1984

CULTIVO CANA DE AZUCAR
 (SOL/KG)

| ANOS | 1970 | 1971 | 1972 | 1973 | 1974 | 1975 | 1976 | 1977 | 1978 | 1979 | 1980 | 1981 | 1982 | 1983 | 1984 |
|-------------|------|------|------|------|------|------|------|------|------|------|-------|-------|-------|-------|--------|
| TUMBES | 0.0 | 0.0 | 0.0 | 0.0 | 0.0 | 0.0 | 0.0 | 0.0 | 0.0 | 0.0 | 0.0 | 0.0 | 0.0 | 0.0 | 0.0 |
| PIURA | 0.0 | 0.0 | 0.0 | 0.0 | 0.0 | 0.0 | 0.0 | 0.0 | 0.0 | 0.0 | 0.0 | 0.0 | 0.0 | 0.0 | 0.0 |
| LAMBAYEQUE | 0.20 | 0.20 | 0.25 | 0.30 | 0.35 | 0.50 | 1.20 | 1.50 | 4.00 | 6.00 | 10.00 | 15.00 | 25.00 | 46.00 | 272.49 |
| LA LIBERTAD | 0.20 | 0.20 | 0.30 | 0.35 | 0.35 | 0.50 | 1.20 | 1.50 | 4.00 | 6.00 | 10.00 | 15.00 | 25.00 | 46.00 | 280.86 |
| ANCASH | 0.20 | 0.21 | 0.25 | 0.30 | 0.31 | 0.50 | 1.00 | 1.50 | 4.00 | 6.00 | 10.00 | 15.00 | 25.00 | 46.00 | 819.98 |
| LIMA | 0.20 | 0.20 | 0.25 | 0.30 | 0.35 | 0.80 | 1.25 | 1.50 | 4.00 | 5.00 | 10.00 | 15.00 | 25.00 | 46.00 | 495.37 |
| ICA | 0.0 | 0.0 | 0.0 | 0.0 | 0.0 | 0.0 | 0.0 | 0.0 | 0.0 | 0.0 | 0.0 | 0.0 | 0.0 | 0.0 | 0.0 |
| AREQUIPA | 0.20 | 0.30 | 0.30 | 0.35 | 0.40 | 0.80 | 1.20 | 1.20 | 4.00 | 6.00 | 8.00 | 17.50 | 25.00 | 46.00 | 685.02 |
| MOQUEGUA | 0.0 | 0.0 | 0.0 | 0.0 | 0.0 | 0.0 | 0.0 | 0.0 | 0.0 | 0.0 | 0.0 | 0.0 | 0.0 | 0.0 | 0.0 |
| TACNA | 0.0 | 0.0 | 0.0 | 0.0 | 0.0 | 2.00 | 3.00 | 0.0 | 0.0 | 0.0 | 0.0 | 0.0 | 0.0 | 0.0 | 0.0 |
| CAJAMARCA | 0.0 | 0.0 | 0.0 | 0.0 | 0.0 | 0.0 | 0.0 | 0.0 | 0.0 | 0.0 | 0.0 | 0.0 | 0.0 | 0.0 | 0.0 |
| AMAZONAS | 0.0 | 0.0 | 0.0 | 0.0 | 0.0 | 0.0 | 0.0 | 0.0 | 0.0 | 0.0 | 0.0 | 0.0 | 0.0 | 0.0 | 0.0 |
| SAN MARTIN | 0.0 | 0.0 | 0.0 | 0.0 | 0.0 | 0.0 | 0.0 | 0.0 | 0.0 | 0.0 | 0.0 | 0.0 | 0.0 | 0.0 | 0.0 |
| HUANUCO | 0.10 | 0.30 | 0.30 | 0.30 | 0.30 | 0.70 | 1.00 | 0.0 | 0.0 | 0.0 | 0.0 | 0.0 | 0.0 | 0.0 | 0.0 |
| PASCO | 0.0 | 0.0 | 0.0 | 0.0 | 0.0 | 0.0 | 0.0 | 0.0 | 0.0 | 0.0 | 0.0 | 0.0 | 0.0 | 0.0 | 0.0 |
| JUNIN | 0.0 | 0.0 | 0.0 | 0.0 | 0.0 | 0.0 | 0.0 | 0.0 | 0.0 | 0.0 | 0.0 | 0.0 | 0.0 | 0.0 | 0.0 |
| HUANCVELIC | 0.0 | 0.0 | 0.0 | 0.0 | 0.0 | 0.0 | 0.0 | 0.0 | 0.0 | 0.0 | 0.0 | 0.0 | 0.0 | 0.0 | 0.0 |
| AYACUCHO | 0.0 | 0.0 | 0.0 | 0.0 | 0.0 | 0.0 | 0.0 | 0.0 | 0.0 | 0.0 | 0.0 | 0.0 | 0.0 | 0.0 | 0.0 |
| APURIMAC | 0.0 | 0.0 | 0.0 | 0.0 | 0.0 | 0.0 | 0.0 | 0.0 | 0.0 | 0.0 | 0.0 | 0.0 | 0.0 | 0.0 | 0.0 |
| CUZCO | 0.0 | 0.0 | 0.0 | 0.0 | 0.0 | 0.0 | 0.0 | 0.0 | 0.0 | 0.0 | 0.0 | 0.0 | 0.0 | 0.0 | 0.0 |
| PUNO | 0.0 | 0.0 | 0.0 | 0.0 | 0.0 | 0.0 | 0.0 | 0.0 | 0.0 | 0.0 | 0.0 | 0.0 | 0.0 | 0.0 | 0.0 |
| LORETO | 0.0 | 0.0 | 0.0 | 0.0 | 0.0 | 0.0 | 0.0 | 0.0 | 0.0 | 0.0 | 0.0 | 0.0 | 0.0 | 0.0 | 0.0 |
| UCAYALI | 0.0 | 0.0 | 0.0 | 0.0 | 0.0 | 0.0 | 0.0 | 0.0 | 0.0 | 0.0 | 0.0 | 0.0 | 0.0 | 0.0 | 0.0 |
| MADRE DE DI | 0.0 | 0.0 | 0.0 | 0.0 | 0.0 | 0.0 | 0.0 | 0.0 | 0.0 | 0.0 | 0.0 | 0.0 | 0.0 | 0.0 | 0.0 |


1
2
3
4
5
6
7
8
9
10
11
12
13
14
15
16
17
18
19
20
21
22
23
24
25
26
27
28
29
30
31
32
33
34
35
36
37
38
39
40
41
42
43
44
45
46
47
48
49
50
51
52
53
54
55
56
57
58
59
60
61
62
63
64
65
66
67
68
69
70
71
72
73
74
75
76
77
78
79
80
81
82
83
84
85
86
87
88
89
90
91
92
93
94
95
96
97
98
99
100

CUADRO V.9.8

SERIE HISTORICA DE PRECIOS DE LOS CULTIVOS MAS IMPORTANTES : 1970-1984

CULTIVO SOYA
 (SOL/KG)

| ANOS | 1970 | 1971 | 1972 | 1973 | 1974 | 1975 | 1976 | 1977 | 1978 | 1979 | 1980 | 1981 | 1982 | 1983 | 1984 |
|-------------|-------|------|-------|-------|-------|-------|-------|-------|-------|-------|--------|--------|--------|--------|---------|
| TUMBES | 0.80 | 6.60 | 7.00 | 6.71 | 11.01 | 11.99 | 13.00 | 25.67 | 51.51 | 76.80 | 102.00 | 138.26 | 188.82 | 240.00 | 1348.38 |
| PIURA | 0.0 | 7.00 | 6.86 | 7.41 | 8.11 | 12.19 | 12.39 | 20.99 | 32.54 | 0.0 | 0.0 | 0.0 | 0.0 | 0.0 | 503.98 |
| LAMBAYEQUE | 0.0 | 5.00 | 7.25 | 7.25 | 7.62 | 13.64 | 14.50 | 16.00 | 0.0 | 0.0 | 0.0 | 150.26 | 100.00 | 200.00 | 300.00 |
| LA LIBERTAD | 0.0 | 0.0 | 0.0 | 0.0 | 0.0 | 0.0 | 0.0 | 0.0 | 0.0 | 0.0 | 0.0 | 0.0 | 0.0 | 0.0 | 0.0 |
| ANCASH | 0.0 | 0.0 | 0.0 | 0.0 | 8.51 | 15.25 | 11.50 | 0.0 | 0.0 | 0.0 | 0.0 | 0.0 | 0.0 | 0.0 | 0.0 |
| LIMA | 11.80 | 8.00 | 12.00 | 12.00 | 13.02 | 16.12 | 21.00 | 23.93 | 39.00 | 89.85 | 0.0 | 0.0 | 0.0 | 0.0 | 0.0 |
| ICA | 0.0 | 7.60 | 7.60 | 0.0 | 0.0 | 0.0 | 0.0 | 0.0 | 48.00 | 0.0 | 0.0 | 0.0 | 0.0 | 0.0 | 0.0 |
| AREQUIPA | 0.0 | 0.0 | 0.0 | 0.0 | 0.0 | 0.0 | 0.0 | 0.0 | 0.0 | 0.0 | 0.0 | 0.0 | 0.0 | 0.0 | 0.0 |
| MOQUEGUA | 0.0 | 0.0 | 0.0 | 0.0 | 0.0 | 0.0 | 0.0 | 0.0 | 0.0 | 0.0 | 0.0 | 0.0 | 0.0 | 0.0 | 0.0 |
| TACNA | 0.0 | 0.0 | 0.0 | 0.0 | 0.0 | 0.0 | 0.0 | 0.0 | 0.0 | 0.0 | 0.0 | 0.0 | 0.0 | 0.0 | 0.0 |
| CAJAMARCA | 5.00 | 0.0 | 6.79 | 6.90 | 7.50 | 12.00 | 12.00 | 26.94 | 50.00 | 70.00 | 108.56 | 124.99 | 196.27 | 243.73 | 1152.00 |
| AMAZONAS | 0.0 | 0.0 | 7.00 | 7.00 | 8.87 | 12.25 | 12.50 | 23.95 | 27.00 | 58.67 | 79.97 | 118.00 | 234.26 | 250.00 | 599.22 |
| SAN MARTIN | 7.37 | 8.00 | 7.00 | 9.00 | 11.00 | 15.00 | 15.00 | 20.04 | 49.93 | 69.93 | 89.49 | 119.09 | 190.00 | 200.00 | 816.48 |
| HUANUCO | 0.0 | 7.00 | 8.00 | 8.80 | 9.50 | 12.00 | 12.00 | 16.00 | 22.00 | 45.00 | 98.00 | 188.50 | 300.00 | 750.00 | 0.0 |
| PASCO | 0.0 | 0.0 | 0.0 | 0.0 | 0.0 | 0.0 | 0.0 | 0.0 | 0.0 | 0.0 | 0.0 | 0.0 | 0.0 | 0.0 | 0.0 |
| JUNIN | 0.0 | 0.0 | 7.20 | 7.50 | 7.70 | 20.00 | 20.00 | 25.60 | 35.00 | 48.09 | 102.82 | 170.13 | 244.15 | 369.81 | 779.73 |
| HUANCVELIC | 0.0 | 0.0 | 0.0 | 0.0 | 0.0 | 0.0 | 0.0 | 0.0 | 0.0 | 0.0 | 0.0 | 0.0 | 0.0 | 0.0 | 0.0 |
| AYACUCHO | 0.0 | 0.0 | 0.0 | 0.0 | 0.0 | 0.0 | 0.0 | 20.00 | 25.00 | 30.00 | 0.0 | 0.0 | 0.0 | 0.0 | 0.0 |
| APURIMAC | 0.0 | 0.0 | 0.0 | 0.0 | 0.0 | 0.0 | 0.0 | 0.0 | 0.0 | 0.0 | 0.0 | 0.0 | 0.0 | 0.0 | 0.0 |
| CUZCO | 0.0 | 0.0 | 0.0 | 0.0 | 0.0 | 0.0 | 0.0 | 0.0 | 0.0 | 0.0 | 0.0 | 0.0 | 0.0 | 0.0 | 0.0 |
| PUNO | 0.0 | 0.0 | 0.0 | 0.0 | 0.0 | 0.0 | 0.0 | 0.0 | 0.0 | 0.0 | 0.0 | 0.0 | 0.0 | 0.0 | 0.0 |
| LORETO | 0.0 | 0.0 | 0.0 | 0.0 | 0.0 | 0.0 | 0.0 | 0.0 | 0.0 | 0.0 | 0.0 | 0.0 | 0.0 | 0.0 | 0.0 |
| UCAYALI | 0.0 | 0.0 | 0.0 | 0.0 | 0.0 | 0.0 | 0.0 | 0.0 | 0.0 | 0.0 | 0.0 | 0.0 | 0.0 | 0.0 | 0.0 |
| MADRE DE DI | 0.0 | 0.0 | 0.0 | 0.0 | 0.0 | 0.0 | 0.0 | 0.0 | 0.0 | 0.0 | 0.0 | 0.0 | 0.0 | 0.0 | 0.0 |



FECHA 26/02/84

CUADRO V.9.9

SERIE HISTORICA DE PRECIOS DE LOS CULTIVOS MAS IMPORTANTES : 1970-1984

CULTIVO SORGO
 (SOL/KG)

| ANOS | 1970 | 1971 | 1972 | 1973 | 1974 | 1975 | 1976 | 1977 | 1978 | 1979 | 1980 | 1981 | 1982 | 1983 | 1984 |
|-------------|------|------|------|------|------|------|------|-------|-------|-------|-------|-------|--------|--------|--------|
| TUMBES | 0.0 | 2.76 | 0.0 | 0.0 | 0.0 | 0.0 | 0.0 | 0.0 | 23.00 | 32.00 | 52.00 | 0.0 | 85.00 | 0.0 | 0.0 |
| PIURA | 3.30 | 2.80 | 2.95 | 3.10 | 4.50 | 7.40 | 7.50 | 10.71 | 18.05 | 30.00 | 52.00 | 75.09 | 107.91 | 331.75 | 525.33 |
| LAMBAYEQUE | 3.10 | 2.40 | 2.55 | 3.00 | 5.10 | 7.04 | 7.00 | 15.00 | 25.00 | 33.00 | 52.00 | 75.26 | 97.07 | 178.23 | 346.80 |
| LA LIDERTAD | 2.80 | 3.60 | 3.60 | 3.90 | 4.80 | 7.50 | 7.50 | 12.75 | 20.00 | 28.00 | 59.00 | 71.60 | 116.93 | 207.68 | 431.18 |
| ANCASH | 3.00 | 3.31 | 0.0 | 0.0 | 0.0 | 7.01 | 8.70 | 16.00 | 0.0 | 0.0 | 0.0 | 0.0 | 0.0 | 0.0 | 0.0 |
| LIMA | 3.10 | 4.00 | 4.11 | 5.47 | 7.00 | 6.70 | 8.50 | 12.00 | 17.00 | 23.00 | 42.00 | 75.00 | 113.11 | 0.0 | 0.0 |
| ICA | 3.15 | 3.30 | 3.35 | 3.85 | 4.80 | 6.50 | 7.00 | 11.80 | 17.00 | 33.00 | 44.12 | 82.81 | 105.13 | 191.32 | 479.83 |
| AREQUIPA | 1.96 | 2.44 | 3.15 | 5.00 | 6.00 | 8.00 | 8.50 | 14.00 | 22.00 | 0.0 | 0.0 | 0.0 | 0.0 | 0.0 | 0.0 |
| MOQUEGUA | 0.0 | 0.0 | 0.0 | 0.0 | 0.0 | 0.0 | 0.0 | 0.0 | 0.0 | 0.0 | 0.0 | 0.0 | 0.0 | 0.0 | 0.0 |
| TACNA | 0.0 | 0.0 | 0.0 | 0.0 | 0.0 | 8.00 | 0.0 | 13.00 | 0.0 | 0.0 | 0.0 | 0.0 | 0.0 | 0.0 | 0.0 |
| CAJAMARCA | 3.00 | 3.60 | 0.0 | 0.0 | 0.0 | 9.00 | 8.60 | 15.00 | 18.00 | 20.00 | 0.0 | 0.0 | 0.0 | 0.0 | 0.0 |
| AMAZONAS | 0.0 | 0.0 | 0.0 | 0.0 | 0.0 | 0.0 | 0.0 | 0.0 | 0.0 | 0.0 | 0.0 | 0.0 | 0.0 | 0.0 | 0.0 |
| SAN MARTIN | 0.0 | 0.0 | 0.0 | 0.0 | 0.0 | 7.30 | 7.50 | 8.00 | 14.50 | 27.98 | 37.82 | 78.50 | 103.52 | 110.00 | 0.0 |
| HUANUCO | 0.0 | 0.0 | 0.0 | 0.0 | 0.0 | 0.0 | 0.0 | 0.0 | 0.0 | 0.0 | 0.0 | 0.0 | 0.0 | 0.0 | 0.0 |
| PASCO | 0.0 | 0.0 | 0.0 | 0.0 | 0.0 | 0.0 | 0.0 | 0.0 | 0.0 | 0.0 | 0.0 | 0.0 | 0.0 | 0.0 | 0.0 |
| JUNIN | 0.0 | 0.0 | 0.0 | 0.0 | 0.0 | 0.0 | 0.0 | 0.0 | 0.0 | 0.0 | 0.0 | 0.0 | 0.0 | 0.0 | 0.0 |
| HUANCAYELIC | 0.0 | 0.0 | 0.0 | 0.0 | 0.0 | 0.0 | 0.0 | 0.0 | 0.0 | 0.0 | 0.0 | 0.0 | 0.0 | 0.0 | 0.0 |
| AYACUCHO | 0.0 | 0.0 | 3.50 | 3.63 | 3.63 | 0.0 | 0.0 | 8.38 | 11.50 | 13.00 | 0.0 | 0.0 | 0.0 | 0.0 | 0.0 |
| APURIMAC | 2.00 | 0.0 | 0.0 | 0.0 | 0.0 | 0.0 | 0.0 | 0.0 | 0.0 | 0.0 | 0.0 | 0.0 | 0.0 | 0.0 | 0.0 |
| CUZCO | 0.0 | 0.0 | 0.0 | 0.0 | 0.0 | 0.0 | 0.0 | 0.0 | 0.0 | 0.0 | 0.0 | 0.0 | 0.0 | 0.0 | 0.0 |
| PUNO | 0.0 | 0.0 | 0.0 | 0.0 | 0.0 | 0.0 | 0.0 | 0.0 | 0.0 | 0.0 | 0.0 | 0.0 | 0.0 | 0.0 | 0.0 |
| LORETO | 0.0 | 0.0 | 0.0 | 0.0 | 0.0 | 0.0 | 0.0 | 0.0 | 0.0 | 0.0 | 0.0 | 0.0 | 0.0 | 0.0 | 0.0 |
| UCAYALI | 0.0 | 0.0 | 0.0 | 0.0 | 0.0 | 0.0 | 0.0 | 0.0 | 0.0 | 0.0 | 0.0 | 0.0 | 0.0 | 0.0 | 0.0 |
| MADRE DE DI | 0.0 | 0.0 | 0.0 | 0.0 | 0.0 | 0.0 | 0.0 | 0.0 | 0.0 | 0.0 | 0.0 | 0.0 | 0.0 | 0.0 | 0.0 |



CUADRO V.9.10

SERIE HISTORICA DE PRECIOS DE LOS CULTIVOS MAS IMPORTANTES : 1970-1984

CULTIVO MAIZ AMAF. DURO

(SOL/KG)

| ANOS | 1970 | 1971 | 1972 | 1973 | 1974 | 1975 | 1976 | 1977 | 1978 | 1979 | 1980 | 1981 | 1982 | 1983 | 1984 |
|-------------|------|------|------|------|------|-------|-------|-------|-------|-------|--------|--------|--------|--------|---------|
| TUMBES | 2.80 | 2.84 | 3.10 | 4.00 | 6.90 | 7.06 | 7.50 | 8.60 | 25.84 | 32.80 | 77.00 | 122.77 | 129.40 | 314.31 | 539.23 |
| PIURA | 2.90 | 3.10 | 3.31 | 4.00 | 5.20 | 7.50 | 8.00 | 9.91 | 21.24 | 33.00 | 61.27 | 81.81 | 119.96 | 338.41 | 597.95 |
| LAMBAYEQUE | 2.65 | 3.00 | 3.05 | 3.15 | 6.70 | 7.60 | 7.50 | 19.00 | 25.00 | 38.00 | 60.00 | 92.25 | 118.19 | 270.86 | 606.08 |
| LA LIBERTAD | 3.20 | 3.30 | 4.00 | 4.60 | 6.40 | 7.75 | 8.00 | 14.00 | 24.00 | 35.00 | 68.00 | 85.85 | 134.66 | 265.64 | 531.57 |
| ANCASH | 3.35 | 3.45 | 3.70 | 6.40 | 6.55 | 7.60 | 8.00 | 11.46 | 22.25 | 37.25 | 62.43 | 80.63 | 134.95 | 364.11 | 635.65 |
| LIMA | 3.20 | 3.70 | 3.75 | 5.75 | 7.10 | 8.70 | 9.00 | 13.00 | 27.00 | 40.00 | 67.15 | 83.66 | 131.83 | 299.10 | 647.99 |
| ICA | 3.30 | 3.80 | 3.95 | 4.50 | 6.15 | 7.40 | 8.00 | 12.50 | 22.00 | 36.00 | 65.79 | 90.38 | 140.83 | 343.98 | 688.62 |
| AHEJUIPA | 3.80 | 3.65 | 4.55 | 6.60 | 6.70 | 8.50 | 9.00 | 15.30 | 31.55 | 48.71 | 82.00 | 113.95 | 159.99 | 401.57 | 741.30 |
| MUQUEGUA | 4.60 | 5.10 | 5.50 | 6.00 | 6.50 | 7.59 | 10.00 | 18.71 | 32.50 | 45.00 | 100.00 | 109.62 | 177.43 | 323.33 | 1165.91 |
| TACNA | 3.90 | 4.60 | 5.07 | 7.00 | 7.50 | 10.15 | 12.00 | 14.94 | 30.00 | 55.50 | 70.00 | 101.19 | 183.83 | 300.50 | 715.89 |
| CAJAMARCA | 3.12 | 3.05 | 3.42 | 3.16 | 4.93 | 5.41 | 7.85 | 15.38 | 24.66 | 31.22 | 49.46 | 71.87 | 131.83 | 217.48 | 511.90 |
| AMAZONAS | 2.86 | 2.51 | 3.02 | 3.91 | 5.50 | 17.12 | 7.02 | 12.92 | 25.00 | 31.96 | 48.01 | 79.00 | 135.65 | 224.65 | 352.29 |
| SAN MARTIN | 1.90 | 1.90 | 2.30 | 2.50 | 3.05 | 7.00 | 9.00 | 6.00 | 14.50 | 28.00 | 37.21 | 82.00 | 100.00 | 173.52 | 326.87 |
| HUANUCO | 2.15 | 2.25 | 2.78 | 3.30 | 3.50 | 7.50 | 7.50 | 18.84 | 28.75 | 38.78 | 45.62 | 80.65 | 136.76 | 174.20 | 315.84 |
| PASCO | 3.60 | 4.00 | 4.50 | 5.00 | 5.00 | 8.00 | 8.00 | 15.00 | 30.00 | 45.00 | 45.69 | 60.00 | 92.62 | 161.90 | 450.09 |
| JUNIN | 2.60 | 2.60 | 2.95 | 3.50 | 4.50 | 6.85 | 7.00 | 8.50 | 17.00 | 24.00 | 39.40 | 52.28 | 105.85 | 138.69 | 374.41 |
| HUANCVELIC | 0.0 | 0.0 | 0.0 | 0.0 | 0.0 | 0.0 | 0.0 | 0.0 | 0.0 | 0.0 | 0.0 | 0.0 | 0.0 | 0.0 | 0.0 |
| AYACUCHO | 1.70 | 1.60 | 1.80 | 2.50 | 3.90 | 6.50 | 6.00 | 8.91 | 18.00 | 26.82 | 59.01 | 49.25 | 80.09 | 162.91 | 410.73 |
| APURIMAC | 0.0 | 0.0 | 0.0 | 0.0 | 0.0 | 0.0 | 0.0 | 13.74 | 20.00 | 40.00 | 76.49 | 113.32 | 110.71 | 291.39 | 1045.44 |
| CUZCO | 0.0 | 0.0 | 0.0 | 0.0 | 0.0 | 0.0 | 0.0 | 0.0 | 0.0 | 0.0 | 0.0 | 0.0 | 0.0 | 0.0 | 0.0 |
| PUNO | 0.0 | 0.0 | 0.0 | 0.0 | 0.0 | 0.0 | 0.0 | 0.0 | 0.0 | 0.0 | 0.0 | 0.0 | 0.0 | 0.0 | 0.0 |
| LURETO | 0.0 | 0.0 | 0.0 | 0.0 | 0.0 | 0.0 | 0.0 | 0.0 | 0.0 | 0.0 | 0.0 | 0.0 | 0.0 | 0.0 | 0.0 |
| UCAYALI | 0.0 | 0.0 | 0.0 | 0.0 | 0.0 | 0.0 | 0.0 | 0.0 | 0.0 | 0.0 | 0.0 | 0.0 | 0.0 | 0.0 | 0.0 |
| MADRE DE DI | 0.0 | 0.0 | 0.0 | 0.0 | 0.0 | 0.0 | 0.0 | 0.0 | 0.0 | 0.0 | 0.0 | 0.0 | 0.0 | 0.0 | 0.0 |



CUADRO V.9.11

SERIE HISTORICA DE PRECIOS DE LOS CULTIVOS MAS IMPORTANTES : 1970-1984

=====


CULTIVO CAFE

=====

(SOL/KG)

=====

| ANOS | 1970 | 1971 | 1972 | 1973 | 1974 | 1975 | 1976 | 1977 | 1978 | 1979 | 1980 | 1981 | 1982 | 1983 | 1984 |
|-------------|-------|-------|-------|-------|-------|-------|-------|--------|--------|--------|--------|--------|--------|---------|---------|
| TUMBES | 0.0 | 0.0 | 0.0 | 0.0 | 0.0 | 0.0 | 0.0 | 0.0 | 0.0 | 0.0 | 0.0 | 0.0 | 0.0 | 0.0 | 0.0 |
| PIURA | 14.46 | 11.92 | 13.18 | 14.74 | 15.39 | 25.15 | 29.15 | 184.24 | 239.45 | 369.00 | 428.97 | 303.99 | 448.64 | 1230.81 | 4406.70 |
| LAMBAYEQUE | 13.08 | 11.44 | 12.23 | 11.49 | 12.69 | 18.13 | 28.03 | 90.22 | 120.25 | 392.31 | 300.00 | 375.57 | 650.62 | 861.64 | 2669.12 |
| LA LIBERTAD | 13.13 | 16.09 | 14.37 | 10.17 | 20.71 | 25.34 | 28.63 | 114.01 | 120.73 | 150.77 | 353.76 | 468.00 | 0.0 | 0.0 | 0.0 |
| ANCASH | 16.43 | 18.63 | 16.78 | 18.09 | 18.73 | 21.72 | 28.91 | 202.15 | 140.76 | 179.44 | 0.0 | 0.0 | 0.0 | 0.0 | 0.0 |
| LIMA | 0.0 | 12.00 | 10.00 | 10.50 | 11.00 | 14.00 | 32.00 | 93.00 | 149.00 | 193.00 | 0.0 | 0.0 | 0.0 | 0.0 | 0.0 |
| ICA | 0.0 | 0.0 | 0.0 | 0.0 | 0.0 | 0.0 | 0.0 | 0.0 | 0.0 | 0.0 | 0.0 | 0.0 | 0.0 | 0.0 | 0.0 |
| AREQUIPA | 0.0 | 0.0 | 0.0 | 0.0 | 0.0 | 0.0 | 0.0 | 0.0 | 0.0 | 0.0 | 0.0 | 0.0 | 0.0 | 0.0 | 0.0 |
| MOQUEGUA | 0.0 | 0.0 | 0.0 | 0.0 | 0.0 | 0.0 | 0.0 | 0.0 | 0.0 | 0.0 | 0.0 | 0.0 | 0.0 | 0.0 | 0.0 |
| TACNA | 0.0 | 0.0 | 0.0 | 0.0 | 0.0 | 0.0 | 0.0 | 0.0 | 0.0 | 0.0 | 0.0 | 0.0 | 0.0 | 0.0 | 0.0 |
| CAJAMARCA | 18.87 | 14.01 | 17.16 | 25.64 | 29.73 | 29.19 | 31.86 | 150.00 | 180.00 | 300.01 | 307.87 | 267.43 | 400.04 | 993.60 | 3997.33 |
| AMAZONAS | 20.79 | 10.10 | 19.99 | 24.99 | 25.64 | 25.87 | 30.02 | 157.45 | 257.49 | 321.00 | 357.79 | 310.93 | 446.94 | 1345.30 | 5452.56 |
| SAN MARTIN | 13.80 | 11.50 | 14.00 | 15.20 | 16.29 | 20.72 | 26.00 | 120.00 | 180.00 | 350.03 | 481.57 | 462.08 | 392.63 | 1246.53 | 3860.77 |
| HUANUCO | 20.63 | 14.53 | 16.80 | 13.00 | 20.17 | 25.00 | 30.03 | 150.00 | 250.00 | 326.00 | 579.35 | 466.51 | 540.55 | 1154.07 | 3410.92 |
| PASCO | 15.50 | 17.70 | 30.50 | 34.20 | 34.50 | 31.60 | 34.00 | 200.00 | 260.00 | 400.00 | 379.69 | 424.91 | 574.15 | 770.00 | 4388.79 |
| JUNIN | 21.60 | 19.00 | 19.25 | 18.90 | 21.30 | 25.00 | 30.00 | 145.00 | 225.00 | 354.00 | 552.23 | 450.00 | 561.25 | 925.66 | 3065.30 |
| HUANCAVELIC | 12.07 | 19.70 | 17.00 | 15.71 | 16.09 | 20.56 | 27.83 | 135.00 | 214.50 | 355.38 | 300.00 | 0.0 | 0.0 | 0.0 | 0.0 |
| AYACUCHU | 11.20 | 11.45 | 12.30 | 14.50 | 18.20 | 22.00 | 28.50 | 140.00 | 220.00 | 350.00 | 377.50 | 352.32 | 482.05 | 524.90 | 1994.74 |
| APUKIMAC | 19.33 | 19.33 | 21.67 | 20.67 | 22.67 | 24.00 | 26.00 | 0.0 | 0.0 | 0.0 | 0.0 | 0.0 | 0.0 | 0.0 | 0.0 |
| CUZCO | 0.0 | 0.0 | 0.0 | 0.0 | 0.0 | 0.0 | 0.0 | 0.0 | 0.0 | 0.0 | 0.0 | 0.0 | 0.0 | 0.0 | 0.0 |
| PUNO | 0.0 | 0.0 | 0.0 | 0.0 | 0.0 | 0.0 | 0.0 | 0.0 | 0.0 | 0.0 | 0.0 | 0.0 | 0.0 | 0.0 | 0.0 |
| LORETO | 0.0 | 0.0 | 0.0 | 0.0 | 0.0 | 0.0 | 0.0 | 0.0 | 0.0 | 0.0 | 0.0 | 0.0 | 0.0 | 0.0 | 0.0 |
| UCAYALI | 0.0 | 0.0 | 0.0 | 0.0 | 0.0 | 0.0 | 0.0 | 0.0 | 0.0 | 0.0 | 0.0 | 0.0 | 0.0 | 0.0 | 0.0 |
| MADRE DE DI | 0.0 | 0.0 | 0.0 | 0.0 | 0.0 | 0.0 | 0.0 | 0.0 | 0.0 | 0.0 | 0.0 | 0.0 | 0.0 | 0.0 | 0.0 |



CUADRO V.9.12

SERIE HISTORICA DE PRECIOS DE LOS CULTIVOS MAS IMPORTANTES : 1970-1984

CULTIVO CEBADA
 (SOL/KG)

| ANOS | 1970 | 1971 | 1972 | 1973 | 1974 | 1975 | 1976 | 1977 | 1978 | 1979 | 1980 | 1981 | 1982 | 1983 | 1984 |
|-------------|------|------|------|------|------|------|------|-------|-------|-------|--------|--------|--------|--------|---------|
| TUMBES | 0.0 | 0.0 | 0.0 | 0.0 | 0.0 | 0.0 | 0.0 | 0.0 | 0.0 | 0.0 | 0.0 | 0.0 | 0.0 | 0.0 | 0.0 |
| PIURA | 2.64 | 2.23 | 2.38 | 2.00 | 2.85 | 6.64 | 6.50 | 10.01 | 15.02 | 29.99 | 54.00 | 59.57 | 97.81 | 225.37 | 722.59 |
| LAMBAYEQUE | 1.81 | 1.86 | 2.99 | 2.81 | 3.00 | 3.87 | 4.05 | 8.52 | 14.75 | 22.33 | 46.10 | 68.91 | 97.81 | 0.0 | 0.0 |
| LA LIBERTAD | 2.40 | 2.74 | 3.05 | 3.30 | 3.36 | 6.54 | 6.55 | 12.21 | 16.02 | 23.05 | 66.00 | 95.00 | 150.39 | 193.43 | 521.17 |
| ANCASH | 2.42 | 2.80 | 3.43 | 3.64 | 3.84 | 8.25 | 8.53 | 17.47 | 35.99 | 47.60 | 70.00 | 72.00 | 119.91 | 293.60 | 1114.08 |
| LIMA | 4.04 | 3.35 | 3.54 | 6.70 | 7.24 | 9.71 | 9.95 | 13.00 | 19.00 | 28.00 | 85.00 | 150.00 | 226.40 | 433.79 | 962.36 |
| ICA | 3.77 | 3.60 | 3.81 | 4.35 | 5.32 | 7.00 | 7.17 | 10.79 | 24.23 | 33.95 | 58.00 | 70.00 | 155.28 | 753.85 | 1090.00 |
| AREQUIPA | 3.54 | 3.24 | 4.01 | 4.16 | 5.14 | 7.87 | 8.18 | 15.44 | 36.62 | 49.62 | 75.00 | 109.00 | 140.00 | 258.14 | 733.05 |
| MOQUEGUA | 3.76 | 3.80 | 4.23 | 5.70 | 6.00 | 6.73 | 7.16 | 15.48 | 30.44 | 38.09 | 100.00 | 179.00 | 280.00 | 300.00 | 315.00 |
| TACNA | 3.55 | 3.92 | 4.13 | 5.00 | 5.00 | 6.00 | 6.50 | 12.00 | 20.00 | 35.00 | 50.00 | 85.00 | 150.00 | 103.00 | 110.00 |
| CAJAMARCA | 2.20 | 2.47 | 3.31 | 3.50 | 4.04 | 8.80 | 8.97 | 10.02 | 12.00 | 60.00 | 62.00 | 81.00 | 130.00 | 372.13 | 638.20 |
| AMAZONAS | 1.60 | 2.00 | 3.46 | 3.00 | 5.30 | 6.03 | 6.20 | 10.99 | 20.00 | 34.95 | 45.00 | 73.00 | 100.61 | 79.23 | 120.10 |
| SAN MARTIN | 0.0 | 0.0 | 0.0 | 0.0 | 0.0 | 0.0 | 0.0 | 0.0 | 0.0 | 0.0 | 0.0 | 0.0 | 0.0 | 0.0 | 0.0 |
| HUANUCO | 2.58 | 2.01 | 2.31 | 3.23 | 3.81 | 8.40 | 8.50 | 18.04 | 22.05 | 35.16 | 90.00 | 130.00 | 300.00 | 298.53 | 466.36 |
| PASCO | 3.00 | 3.10 | 3.30 | 3.00 | 3.00 | 6.45 | 6.50 | 15.00 | 27.00 | 40.00 | 49.00 | 70.00 | 115.83 | 107.20 | 117.43 |
| JUNIN | 2.25 | 2.30 | 2.80 | 2.90 | 3.00 | 7.50 | 7.50 | 11.60 | 24.00 | 32.01 | 53.00 | 77.00 | 184.81 | 233.20 | 380.20 |
| HUANCANELIC | 2.12 | 2.11 | 2.47 | 2.86 | 2.86 | 6.98 | 6.98 | 12.03 | 20.10 | 34.76 | 64.00 | 88.00 | 118.34 | 229.28 | 530.70 |
| AYACUCHO | 2.47 | 2.71 | 2.70 | 2.98 | 3.10 | 5.97 | 6.19 | 11.40 | 18.40 | 33.41 | 46.00 | 70.00 | 100.76 | 256.46 | 584.96 |
| APURIMAC | 2.02 | 2.12 | 2.85 | 3.10 | 3.66 | 6.01 | 6.52 | 9.54 | 17.05 | 14.00 | 59.00 | 88.00 | 122.00 | 214.92 | 510.32 |
| CUZCO | 0.0 | 0.0 | 0.0 | 0.0 | 0.0 | 0.0 | 0.0 | 0.0 | 0.0 | 0.0 | 0.0 | 0.0 | 0.0 | 0.0 | 0.0 |
| PUNO | 0.0 | 0.0 | 0.0 | 0.0 | 0.0 | 0.0 | 0.0 | 0.0 | 0.0 | 0.0 | 0.0 | 0.0 | 0.0 | 0.0 | 0.0 |
| LORETO | 0.0 | 0.0 | 0.0 | 0.0 | 0.0 | 0.0 | 0.0 | 0.0 | 0.0 | 0.0 | 0.0 | 0.0 | 0.0 | 0.0 | 0.0 |
| UCAYALI | 0.0 | 0.0 | 0.0 | 0.0 | 0.0 | 0.0 | 0.0 | 0.0 | 0.0 | 0.0 | 0.0 | 0.0 | 0.0 | 0.0 | 0.0 |
| MADRE DE DI | 0.0 | 0.0 | 0.0 | 0.0 | 0.0 | 0.0 | 0.0 | 0.0 | 0.0 | 0.0 | 0.0 | 0.0 | 0.0 | 0.0 | 0.0 |



CUADRO V.9.13

SERIE HISTORICA DE PRECIOS DE LOS CULTIVOS MAS IMPORTANTES : 1970-1984

CULTIVO PLATANO
 (SOL/KG)

| ANOS | 1970 | 1971 | 1972 | 1973 | 1974 | 1975 | 1976 | 1977 | 1978 | 1979 | 1980 | 1981 | 1982 | 1983 | 1984 |
|-------------|------|------|------|------|------|------|------|-------|-------|-------|-------|--------|--------|--------|---------|
| TUMBES | 1.17 | 1.10 | 1.17 | 1.10 | 2.00 | 2.55 | 3.00 | 3.09 | 5.02 | 3.31 | 15.00 | 28.00 | 35.00 | 37.00 | 1180.01 |
| PIURA | 1.72 | 1.52 | 1.58 | 1.80 | 2.17 | 2.27 | 2.92 | 6.03 | 7.49 | 11.17 | 52.59 | 44.71 | 59.96 | 139.78 | 227.46 |
| LAMBAYEQUE | 1.56 | 1.60 | 1.63 | 1.65 | 1.79 | 1.88 | 2.56 | 9.77 | 14.50 | 18.56 | 25.00 | 37.00 | 86.09 | 176.82 | 501.67 |
| LA LIBERTAD | 2.08 | 2.07 | 2.21 | 2.53 | 3.01 | 4.47 | 4.50 | 9.77 | 14.69 | 19.71 | 35.00 | 70.00 | 194.00 | 92.13 | 321.13 |
| ANCASH | 2.24 | 2.47 | 2.51 | 2.61 | 3.41 | 4.77 | 5.28 | 8.61 | 22.57 | 43.83 | 25.00 | 33.00 | 84.16 | 94.00 | 350.00 |
| LIMA | 2.13 | 2.56 | 2.87 | 3.13 | 4.16 | 5.81 | 6.50 | 9.51 | 15.07 | 17.16 | 38.00 | 60.00 | 111.95 | 229.70 | 427.74 |
| ICA | 3.30 | 3.45 | 4.40 | 5.90 | 5.50 | 6.15 | 6.50 | 8.00 | 10.00 | 20.00 | 31.00 | 36.00 | 74.18 | 261.42 | 282.39 |
| AREQUIPA | 2.00 | 2.10 | 2.50 | 4.00 | 4.00 | 5.15 | 6.00 | 12.00 | 20.06 | 50.00 | 65.00 | 120.00 | 150.00 | 310.00 | 317.45 |
| MUQUEGUA | 0.0 | 0.0 | 0.0 | 0.0 | 0.0 | 4.33 | 0.0 | 0.0 | 0.0 | 0.0 | 0.0 | 0.0 | 0.0 | 0.0 | 0.0 |
| TACNA | 0.0 | 0.0 | 0.0 | 0.0 | 0.0 | 0.0 | 0.0 | 0.0 | 0.0 | 0.0 | 0.0 | 0.0 | 0.0 | 0.0 | 0.0 |
| CAJAMARCA | 1.40 | 1.47 | 1.75 | 2.50 | 2.80 | 4.21 | 4.85 | 6.78 | 8.05 | 11.88 | 36.00 | 77.00 | 90.00 | 96.20 | 242.93 |
| AMAZONAS | 1.35 | 1.40 | 2.12 | 2.33 | 2.26 | 2.65 | 3.10 | 4.42 | 7.03 | 10.71 | 22.00 | 32.00 | 38.19 | 115.69 | 143.90 |
| SAN MARTIN | 1.00 | 1.20 | 1.10 | 1.15 | 1.70 | 3.05 | 3.00 | 5.00 | 7.50 | 10.00 | 15.00 | 15.00 | 80.00 | 81.42 | 360.28 |
| HUANUCO | 1.70 | 1.20 | 1.45 | 2.00 | 2.40 | 2.70 | 3.50 | 11.00 | 18.00 | 22.01 | 50.00 | 150.00 | 78.43 | 247.90 | 327.55 |
| PASCO | 0.90 | 1.10 | 1.50 | 1.50 | 1.50 | 3.35 | 3.50 | 10.00 | 20.00 | 30.00 | 31.00 | 33.30 | 87.54 | 158.69 | 149.67 |
| JUNIN | 0.95 | 1.00 | 1.53 | 1.60 | 1.66 | 3.38 | 3.60 | 6.13 | 8.07 | 9.10 | 30.00 | 70.00 | 70.00 | 161.79 | 257.23 |
| HUAYCAVELIC | 2.00 | 2.00 | 2.25 | 2.30 | 2.50 | 4.00 | 4.50 | 8.00 | 9.50 | 11.00 | 50.00 | 80.00 | 101.35 | 134.67 | 164.13 |
| AYACUCHO | 0.80 | 0.85 | 1.00 | 1.20 | 1.50 | 2.50 | 3.00 | 8.00 | 9.50 | 11.00 | 30.00 | 60.00 | 110.00 | 178.78 | 298.87 |
| APURIMAC | 3.99 | 4.00 | 4.25 | 4.20 | 4.30 | 6.00 | 6.50 | 12.50 | 21.00 | 23.50 | 60.00 | 69.00 | 94.78 | 137.14 | 353.67 |
| CUZCO | 0.0 | 0.0 | 0.0 | 0.0 | 0.0 | 0.0 | 0.0 | 0.0 | 0.0 | 0.0 | 0.0 | 0.0 | 0.0 | 0.0 | 0.0 |
| PUNO | 0.0 | 0.0 | 0.0 | 0.0 | 0.0 | 0.0 | 0.0 | 0.0 | 0.0 | 0.0 | 0.0 | 0.0 | 0.0 | 0.0 | 0.0 |
| LORETO | 0.0 | 0.0 | 0.0 | 0.0 | 0.0 | 0.0 | 0.0 | 0.0 | 0.0 | 0.0 | 0.0 | 0.0 | 0.0 | 0.0 | 0.0 |
| UCAYALI | 0.0 | 0.0 | 0.0 | 0.0 | 0.0 | 0.0 | 0.0 | 0.0 | 0.0 | 0.0 | 0.0 | 0.0 | 0.0 | 0.0 | 0.0 |
| MADRE DE DI | 0.0 | 0.0 | 0.0 | 0.0 | 0.0 | 0.0 | 0.0 | 0.0 | 0.0 | 0.0 | 0.0 | 0.0 | 0.0 | 0.0 | 0.0 |

1
2
3
4
5
6
7
8
9
10
11
12
13
14
15
16
17
18
19
20
21
22
23
24
25
26
27
28
29
30
31
32
33
34
35
36
37
38
39
40
41
42
43
44
45
46
47
48
49
50
51
52
53
54
55
56
57
58
59
60
61
62
63
64
65
66
67
68
69
70
71
72
73
74
75
76
77
78
79
80
81
82
83
84
85
86
87
88
89
90
91
92
93
94
95
96
97
98
99
100

CUADRO V.9.14

SERIE HISTORICA DE PRECIOS DE LOS CULTIVOS MAS IMPORTANTES : 1970-1984

CULTIVO YUCA
 (SOL/KG)

| ANOS | 1970 | 1971 | 1972 | 1973 | 1974 | 1975 | 1976 | 1977 | 1978 | 1979 | 1980 | 1981 | 1982 | 1983 | 1984 |
|-------------|------|------|------|------|------|------|------|-------|-------|-------|--------|--------|--------|--------|--------|
| TUMBES | 1.80 | 2.60 | 2.35 | 3.00 | 4.35 | 6.15 | 6.50 | 6.55 | 20.42 | 19.99 | 46.00 | 65.00 | 79.30 | 0.0 | 0.0 |
| PIURA | 2.30 | 1.95 | 2.05 | 2.39 | 3.08 | 4.01 | 4.90 | 6.32 | 8.56 | 20.78 | 43.80 | 50.45 | 79.90 | 257.21 | 379.44 |
| LAMBAYEQUE | 1.49 | 1.60 | 1.74 | 1.94 | 3.13 | 3.47 | 3.83 | 7.03 | 13.08 | 23.31 | 38.00 | 78.00 | 88.00 | 345.22 | 988.10 |
| LA LIBERTAD | 1.80 | 2.03 | 2.56 | 2.31 | 2.53 | 4.22 | 4.50 | 9.55 | 11.84 | 24.80 | 30.00 | 70.00 | 62.00 | 143.11 | 312.77 |
| ANCASH | 1.93 | 1.86 | 2.23 | 2.75 | 2.72 | 4.44 | 4.64 | 7.03 | 15.18 | 21.35 | 35.00 | 33.00 | 65.21 | 190.98 | 270.45 |
| LIMA | 2.16 | 2.14 | 2.90 | 2.92 | 4.18 | 4.24 | 4.63 | 6.00 | 12.81 | 24.69 | 44.00 | 74.00 | 73.85 | 308.18 | 402.25 |
| ICA | 3.00 | 3.00 | 3.30 | 3.50 | 4.30 | 6.30 | 7.00 | 8.50 | 11.00 | 19.00 | 42.00 | 72.00 | 97.70 | 210.56 | 296.24 |
| AREQUIPA | 3.10 | 3.10 | 3.70 | 4.50 | 5.20 | 7.50 | 8.00 | 12.47 | 17.38 | 33.73 | 95.00 | 146.00 | 194.05 | 588.70 | 471.88 |
| MOQUEGUA | 0.0 | 0.0 | 0.0 | 0.0 | 0.0 | 0.0 | 0.0 | 0.0 | 0.0 | 0.0 | 120.00 | 150.00 | 161.00 | 180.00 | 0.0 |
| TACNA | 0.0 | 0.0 | 0.0 | 0.0 | 0.0 | 0.0 | 0.0 | 0.0 | 0.0 | 0.0 | 0.0 | 0.0 | 0.0 | 0.0 | 0.0 |
| CAJAMAPCA | 1.85 | 1.81 | 1.89 | 2.19 | 2.50 | 3.98 | 4.72 | 5.90 | 14.57 | 23.43 | 44.00 | 59.00 | 89.00 | 140.80 | 355.47 |
| AMAZONAS | 1.19 | 1.17 | 1.78 | 2.06 | 2.37 | 4.24 | 4.36 | 6.26 | 9.94 | 13.78 | 33.00 | 43.00 | 88.00 | 174.40 | 466.17 |
| SAN MARTIN | 0.95 | 0.95 | 1.00 | 1.05 | 1.90 | 3.00 | 3.50 | 3.00 | 8.00 | 12.00 | 20.00 | 50.00 | 100.00 | 300.02 | 257.11 |
| HUANUCO | 1.50 | 1.00 | 1.79 | 2.00 | 2.38 | 3.38 | 5.97 | 8.00 | 10.00 | 15.26 | 50.00 | 78.00 | 120.02 | 205.14 | 209.61 |
| PASCO | 1.30 | 2.00 | 2.00 | 2.00 | 2.00 | 3.60 | 4.00 | 10.00 | 20.00 | 30.00 | 41.00 | 56.00 | 107.28 | 108.22 | 160.55 |
| JUNIN | 0.95 | 1.10 | 1.26 | 1.32 | 1.51 | 2.92 | 3.51 | 7.51 | 10.50 | 14.05 | 25.00 | 60.15 | 58.41 | 195.27 | 336.70 |
| HUANCVELIC | 1.20 | 1.00 | 1.35 | 1.50 | 1.95 | 3.00 | 0.0 | 0.0 | 0.0 | 0.0 | 10.00 | 50.00 | 7.20 | 0.0 | 0.0 |
| AYACUCHU | 0.31 | 0.81 | 1.00 | 1.20 | 1.50 | 2.00 | 2.50 | 7.00 | 10.00 | 12.98 | 99.65 | 83.48 | 65.63 | 131.87 | 389.20 |
| APURIMAC | 2.50 | 2.40 | 2.76 | 2.37 | 2.98 | 3.23 | 3.80 | 11.77 | 18.96 | 23.07 | 60.00 | 44.00 | 102.00 | 249.89 | 456.47 |
| CUZCO | 0.0 | 0.0 | 0.0 | 0.0 | 0.0 | 0.0 | 0.0 | 0.0 | 0.0 | 0.0 | 0.0 | 0.0 | 0.0 | 0.0 | 0.0 |
| PUNO | 0.0 | 0.0 | 0.0 | 0.0 | 0.0 | 0.0 | 0.0 | 0.0 | 0.0 | 0.0 | 0.0 | 0.0 | 0.0 | 0.0 | 0.0 |
| LURETU | 0.0 | 0.0 | 0.0 | 0.0 | 0.0 | 0.0 | 0.0 | 0.0 | 0.0 | 0.0 | 0.0 | 0.0 | 0.0 | 0.0 | 0.0 |
| UCAYALI | 0.0 | 0.0 | 0.0 | 0.0 | 0.0 | 0.0 | 0.0 | 0.0 | 0.0 | 0.0 | 0.0 | 0.0 | 0.0 | 0.0 | 0.0 |
| MADRE DE DI | 0.0 | 0.0 | 0.0 | 0.0 | 0.0 | 0.0 | 0.0 | 0.0 | 0.0 | 0.0 | 0.0 | 0.0 | 0.0 | 0.0 | 0.0 |



CUADRO V.9.15

SERIE HISTORICA DE PRECIOS DE LOS CULTIVOS MAS IMPORTANTES : 1970-1984

CULTIVO QUINUA
 (SOL/KG)

| ANOS | 1970 | 1971 | 1972 | 1973 | 1974 | 1975 | 1976 | 1977 | 1978 | 1979 | 1980 | 1981 | 1982 | 1983 | 1984 |
|-------------|------|------|-------|-------|-------|-------|-------|-------|-------|-------|--------|--------|--------|---------|---------|
| TUMBES | 0.0 | 0.0 | 0.0 | 0.0 | 0.0 | 0.0 | 0.0 | 0.0 | 0.0 | 0.0 | 0.0 | 0.0 | 0.0 | 0.0 | 0.0 |
| PIURA | 0.0 | 0.0 | 0.0 | 0.0 | 0.0 | 0.0 | 0.0 | 0.0 | 0.0 | 0.0 | 0.0 | 0.0 | 0.0 | 0.0 | 0.0 |
| LAMBAYEQUE | 0.0 | 0.0 | 0.0 | 0.0 | 0.0 | 0.0 | 0.0 | 0.0 | 0.0 | 0.0 | 0.0 | 0.0 | 0.0 | 0.0 | 0.0 |
| LA LIBERTAD | 5.53 | 6.26 | 6.73 | 7.33 | 7.43 | 9.95 | 11.00 | 21.80 | 29.65 | 60.00 | 10.00 | 240.00 | 326.00 | 549.11 | 594.71 |
| ANCASH | 4.97 | 5.84 | 6.26 | 7.53 | 7.85 | 14.67 | 14.89 | 25.11 | 38.17 | 60.56 | 111.00 | 125.96 | 794.58 | 1289.39 | 1500.00 |
| LIMA | 5.58 | 6.00 | 7.20 | 6.00 | 0.0 | 14.50 | 0.0 | 0.0 | 0.0 | 0.0 | 120.00 | 190.00 | 0.0 | 0.0 | 0.0 |
| ICA | 0.0 | 0.0 | 0.0 | 0.0 | 0.0 | 6.0 | 10.49 | 0.0 | 0.0 | 0.0 | 0.0 | 0.0 | 0.0 | 0.0 | 0.0 |
| AREQUIPA | 5.08 | 5.23 | 5.53 | 6.04 | 7.69 | 9.40 | 11.03 | 23.59 | 41.39 | 72.88 | 132.00 | 176.00 | 83.92 | 127.26 | 210.82 |
| MOQUEGUA | 5.70 | 7.00 | 7.53 | 8.75 | 9.00 | 13.88 | 13.75 | 23.44 | 28.47 | 52.32 | 90.00 | 210.00 | 310.00 | 871.40 | 920.00 |
| TACNA | 0.0 | 0.0 | 0.0 | 0.0 | 0.0 | 0.0 | 0.0 | 0.0 | 0.0 | 0.0 | 0.0 | 0.0 | 0.0 | 0.0 | 0.0 |
| CAJAMARCA | 4.52 | 4.60 | 5.13 | 6.14 | 7.64 | 12.04 | 11.92 | 31.47 | 35.00 | 79.79 | 65.00 | 170.00 | 209.53 | 262.25 | 470.00 |
| AMAZONAS | 3.00 | 5.50 | 10.50 | 13.00 | 13.00 | 20.50 | 17.00 | 24.00 | 38.50 | 40.00 | 180.00 | 484.00 | 0.0 | 0.0 | 0.0 |
| SAN MARTIN | 0.0 | 0.0 | 0.0 | 0.0 | 0.0 | 0.0 | 0.0 | 0.0 | 0.0 | 0.0 | 0.0 | 0.0 | 0.0 | 0.0 | 0.0 |
| HUANJCO | 6.19 | 5.65 | 5.80 | 6.51 | 7.52 | 14.39 | 14.50 | 30.00 | 42.00 | 60.00 | 80.00 | 200.00 | 263.45 | 271.02 | 398.69 |
| PASCO | 6.86 | 6.00 | 6.00 | 6.00 | 6.00 | 6.00 | 6.00 | 26.33 | 35.00 | 62.67 | 74.00 | 96.00 | 0.0 | 0.0 | 0.0 |
| JUNIN | 7.25 | 7.41 | 8.40 | 10.70 | 15.10 | 19.36 | 19.50 | 29.98 | 39.96 | 75.00 | 146.99 | 199.50 | 166.06 | 149.71 | 322.93 |
| HUANCAMELIC | 5.99 | 6.00 | 6.05 | 6.14 | 6.14 | 11.95 | 12.00 | 25.00 | 40.00 | 75.00 | 47.00 | 36.87 | 68.52 | 119.09 | 150.00 |
| AYACUCHO | 4.31 | 4.78 | 4.96 | 5.41 | 6.36 | 6.05 | 10.72 | 25.00 | 39.83 | 75.00 | 80.00 | 140.00 | 108.11 | 139.16 | 155.74 |
| APURIMAC | 3.42 | 3.42 | 5.24 | 6.06 | 7.06 | 8.88 | 9.35 | 14.55 | 36.23 | 57.21 | 41.51 | 61.84 | 99.00 | 95.60 | 125.80 |
| CUZCO | 0.0 | 0.0 | 0.0 | 0.0 | 0.0 | 0.0 | 0.0 | 0.0 | 0.0 | 0.0 | 0.0 | 0.0 | 0.0 | 0.0 | 0.0 |
| PUNO | 0.0 | 0.0 | 0.0 | 0.0 | 0.0 | 0.0 | 0.0 | 0.0 | 0.0 | 0.0 | 0.0 | 0.0 | 0.0 | 0.0 | 0.0 |
| LORETO | 0.0 | 0.0 | 0.0 | 0.0 | 0.0 | 0.0 | 0.0 | 0.0 | 0.0 | 0.0 | 0.0 | 0.0 | 0.0 | 0.0 | 0.0 |
| UCAYALI | 0.0 | 0.0 | 0.0 | 0.0 | 0.0 | 0.0 | 0.0 | 0.0 | 0.0 | 0.0 | 0.0 | 0.0 | 0.0 | 0.0 | 0.0 |
| MADRE DE DI | 0.0 | 0.0 | 0.0 | 0.0 | 0.0 | 0.0 | 0.0 | 0.0 | 0.0 | 0.0 | 0.0 | 0.0 | 0.0 | 0.0 | 0.0 |

Handwritten text along the right edge of the page, possibly bleed-through from the reverse side. The text is partially cut off and difficult to decipher, but appears to contain several lines of writing.

CUADRO V.9.16

SERIE HISTORICA DE PRECIOS DE LOS CULTIVOS MAS IMPORTANTES : 1970-1984

CULTIVO LIMON
(SOL/KG)

| ANOS | 1970 | 1971 | 1972 | 1973 | 1974 | 1975 | 1976 | 1977 | 1978 | 1979 | 1980 | 1981 | 1982 | 1983 | 1984 |
|-------------|------|------|------|------|------|------|------|-------|-------|-------|--------|--------|--------|---------|---------|
| TUMBES | 1.20 | 1.80 | 1.90 | 3.00 | 3.00 | 3.50 | 6.00 | 4.50 | 15.21 | 20.45 | 78.00 | 73.00 | 57.05 | 50.90 | 376.99 |
| PIURA | 1.60 | 1.11 | 1.40 | 1.90 | 2.10 | 4.00 | 4.01 | 4.90 | 13.63 | 21.02 | 45.85 | 66.00 | 82.29 | 154.51 | 521.49 |
| LAMBAYEQUE | 2.96 | 3.13 | 2.82 | 2.82 | 1.62 | 1.72 | 2.53 | 4.49 | 14.98 | 21.98 | 43.00 | 67.00 | 112.00 | 764.82 | 714.23 |
| LA LIBERTAD | 1.67 | 1.90 | 2.47 | 2.37 | 3.00 | 4.43 | 4.84 | 18.65 | 20.62 | 21.47 | 42.00 | 62.00 | 88.00 | 82.66 | 121.34 |
| ANCASH | 2.43 | 2.54 | 3.15 | 3.58 | 3.96 | 5.01 | 5.31 | 14.23 | 28.56 | 38.50 | 50.00 | 100.00 | 113.78 | 123.45 | 170.84 |
| LIMA | 3.66 | 4.59 | 4.26 | 5.74 | 5.46 | 8.65 | 8.32 | 11.04 | 55.82 | 77.20 | 90.00 | 130.00 | 195.06 | 169.95 | 191.03 |
| ICA | 3.05 | 3.90 | 4.00 | 4.00 | 4.10 | 7.00 | 9.20 | 14.00 | 19.00 | 30.00 | 64.00 | 119.00 | 248.43 | 273.90 | 321.50 |
| AREQUIPA | 3.70 | 4.34 | 4.43 | 5.74 | 6.81 | 8.34 | 8.00 | 15.73 | 17.50 | 35.98 | 135.00 | 230.00 | 350.00 | 325.50 | 380.07 |
| MOQUEGUA | 2.40 | 2.49 | 2.65 | 4.42 | 3.38 | 5.61 | 6.00 | 10.30 | 13.50 | 20.57 | 280.00 | 350.00 | 380.00 | 413.29 | 429.08 |
| TACNA | 3.00 | 3.43 | 4.00 | 5.00 | 5.00 | 7.83 | 9.83 | 13.00 | 20.00 | 35.00 | 120.00 | 130.00 | 210.00 | 187.50 | 194.79 |
| CAJAMARCA | 1.58 | 1.64 | 1.82 | 2.01 | 2.28 | 5.11 | 5.31 | 9.34 | 14.35 | 24.17 | 30.04 | 80.00 | 90.00 | 80.39 | 264.10 |
| AMAZONAS | 1.14 | 1.21 | 1.83 | 2.26 | 2.29 | 4.19 | 4.33 | 8.94 | 12.11 | 17.72 | 28.00 | 35.00 | 212.57 | 322.60 | 448.21 |
| SAN MARTIN | 1.20 | 1.70 | 1.70 | 1.35 | 1.40 | 3.35 | 3.50 | 8.00 | 10.00 | 12.00 | 100.00 | 100.00 | 150.00 | 200.00 | 213.10 |
| HUANUCO | 2.20 | 1.81 | 2.29 | 3.06 | 4.06 | 8.55 | 8.72 | 22.20 | 31.26 | 39.74 | 50.00 | 90.00 | 93.24 | 99.93 | 109.57 |
| PASCO | 1.60 | 1.75 | 1.90 | 2.15 | 2.15 | 4.20 | 4.50 | 20.00 | 30.00 | 50.00 | 294.59 | 304.29 | 447.91 | 563.14 | 596.78 |
| JUNIN | 1.10 | 1.03 | 1.26 | 1.48 | 1.63 | 2.63 | 3.26 | 7.55 | 8.28 | 10.22 | 64.70 | 50.11 | 170.61 | 352.38 | 975.30 |
| HUANCAVELIC | 0.59 | 1.80 | 1.90 | 2.39 | 3.15 | 5.80 | 6.00 | 10.00 | 12.00 | 14.00 | 58.33 | 110.00 | 129.65 | 1384.01 | 1454.80 |
| AYACUCHO | 1.49 | 1.50 | 1.58 | 2.59 | 2.95 | 4.30 | 4.50 | 8.15 | 10.00 | 12.94 | 64.51 | 76.28 | 134.98 | 157.51 | 196.12 |
| APURIMAC | 2.93 | 3.16 | 3.65 | 4.25 | 5.20 | 6.50 | 6.50 | 10.00 | 16.00 | 24.00 | 69.00 | 53.00 | 46.57 | 53.00 | 68.55 |
| CUZCO | 0.00 | 0.00 | 0.00 | 0.00 | 0.00 | 0.00 | 0.00 | 0.00 | 0.00 | 0.00 | 0.00 | 0.00 | 0.00 | 0.00 | 0.00 |
| PUNO | 0.00 | 0.00 | 0.00 | 0.00 | 0.00 | 0.00 | 0.00 | 0.00 | 0.00 | 0.00 | 0.00 | 0.00 | 0.00 | 0.00 | 0.00 |
| LORETO | 0.00 | 0.00 | 0.00 | 0.00 | 0.00 | 0.00 | 0.00 | 0.00 | 0.00 | 0.00 | 0.00 | 0.00 | 0.00 | 0.00 | 0.00 |
| JCAYALI | 0.00 | 0.00 | 0.00 | 0.00 | 0.00 | 0.00 | 0.00 | 0.00 | 0.00 | 0.00 | 0.00 | 0.00 | 0.00 | 0.00 | 0.00 |
| MADRE DE DI | 0.00 | 0.00 | 0.00 | 0.00 | 0.00 | 0.00 | 0.00 | 0.00 | 0.00 | 0.00 | 0.00 | 0.00 | 0.00 | 0.00 | 0.00 |

1
2
3
4
5
6
7
8
9
10
11
12
13
14
15
16
17
18
19
20
21
22
23
24
25
26
27
28
29
30
31
32
33
34
35
36
37
38
39
40
41
42
43
44
45
46
47
48
49
50
51
52
53
54
55
56
57
58
59
60
61
62
63
64
65
66
67
68
69
70
71
72
73
74
75
76
77
78
79
80
81
82
83
84
85
86
87
88
89
90
91
92
93
94
95
96
97
98
99
100

FECHA 28/7/84

CUADRO V.9.17

SEMIE HISTORICA DE PRECIOS DE LOS CULTIVOS MAS IMPORTANTES : 1970-1984

CULTIVO MANZANO
 (SOL/KG)

| ANOS | 1970 | 1971 | 1972 | 1973 | 1974 | 1975 | 1976 | 1977 | 1978 | 1979 | 1980 | 1981 | 1982 | 1983 | 1984 |
|-------------|------|------|------|------|-------|-------|-------|-------|-------|-------|--------|---------|---------|---------|---------|
| TUMBES | 0.0 | 0.0 | 0.0 | 0.0 | 0.0 | 0.0 | 0.0 | 0.0 | 0.0 | 0.0 | 0.0 | 0.0 | 0.0 | 0.0 | 0.0 |
| PIURA | 1.43 | 2.00 | 2.00 | 2.11 | 2.33 | 0.0 | 0.0 | 0.0 | 0.0 | 0.0 | 0.0 | 0.0 | 0.0 | 0.0 | 0.0 |
| LAMBAYEQUE | 3.09 | 3.25 | 3.19 | 3.31 | 3.50 | 4.35 | 4.99 | 15.00 | 20.00 | 30.00 | 50.43 | 55.00 | 69.95 | 77.64 | 76.83 |
| LA LIBERTAD | 3.10 | 2.47 | 3.27 | 3.41 | 3.60 | 7.10 | 7.32 | 13.03 | 22.55 | 29.99 | 60.00 | 100.00 | 131.00 | 157.26 | 184.96 |
| ANCASH | 3.33 | 3.72 | 4.04 | 5.11 | 5.55 | 7.12 | 7.29 | 33.10 | 45.44 | 57.73 | 113.00 | 150.00 | 149.32 | 170.93 | 162.25 |
| LIMA | 2.66 | 2.70 | 3.01 | 6.00 | 7.00 | 9.19 | 9.09 | 14.34 | 29.54 | 41.74 | 60.00 | 120.00 | 191.00 | 326.66 | 664.91 |
| ICA | 3.35 | 3.30 | 3.30 | 5.60 | 7.55 | 8.95 | 11.00 | 13.99 | 20.99 | 30.99 | 66.00 | 98.00 | 226.46 | 241.46 | 439.63 |
| AREQUIPA | 4.02 | 4.05 | 4.50 | 6.93 | 7.21 | 8.42 | 9.11 | 11.64 | 19.40 | 39.36 | 72.00 | 182.00 | 248.00 | 259.09 | 252.14 |
| MORUEGUA | 3.27 | 3.23 | 4.27 | 5.59 | 5.88 | 8.45 | 8.92 | 13.70 | 30.93 | 37.49 | 130.00 | 162.00 | 136.00 | 173.66 | 235.00 |
| TACNA | 3.60 | 4.19 | 4.85 | 5.00 | 4.89 | 7.19 | 7.87 | 12.25 | 37.72 | 55.46 | 114.00 | 172.00 | 211.00 | 411.12 | 416.48 |
| CAJAMARCA | 2.32 | 2.15 | 2.57 | 3.62 | 3.95 | 9.73 | 9.82 | 21.37 | 30.83 | 48.00 | 147.00 | 1000.00 | 1345.51 | 1304.98 | 1598.77 |
| AMAZONAS | 1.30 | 2.77 | 6.28 | 7.00 | 10.00 | 11.00 | 12.00 | 12.74 | 20.00 | 15.00 | 45.00 | 110.00 | 139.17 | 164.17 | 170.08 |
| SAN MARTIN | 0.0 | 0.0 | 0.0 | 0.0 | 0.0 | 0.0 | 0.0 | 0.0 | 0.0 | 0.0 | 0.0 | 0.0 | 0.0 | 0.0 | 0.0 |
| HUANUCO | 3.34 | 2.46 | 2.55 | 2.60 | 3.11 | 6.31 | 3.50 | 8.00 | 35.00 | 50.00 | 60.00 | 80.00 | 52.56 | 84.32 | 1024.56 |
| PASCO | 0.0 | 0.0 | 0.0 | 0.0 | 0.0 | 0.0 | 0.0 | 0.0 | 0.0 | 0.0 | 0.0 | 0.0 | 0.0 | 0.0 | 0.0 |
| JUNIN | 2.01 | 2.95 | 4.88 | 5.00 | 6.22 | 6.24 | 7.00 | 14.71 | 20.00 | 24.59 | 11.78 | 14.16 | 20.30 | 30.91 | 36.40 |
| HUANCAYELIC | 3.95 | 4.00 | 4.11 | 4.11 | 4.24 | 7.71 | 8.00 | 20.00 | 26.00 | 30.00 | 53.00 | 58.00 | 65.00 | 88.00 | 112.00 |
| AYACUCHO | 2.66 | 2.61 | 2.65 | 2.69 | 3.02 | 6.00 | 7.99 | 24.00 | 26.00 | 30.00 | 40.00 | 80.00 | 85.66 | 93.57 | 116.70 |
| APURIMAC | 4.70 | 4.50 | 4.80 | 5.20 | 6.40 | 8.60 | 9.50 | 38.00 | 41.00 | 58.00 | 142.00 | 132.00 | 133.77 | 140.08 | 159.60 |
| CUZCO | 0.0 | 0.0 | 0.0 | 0.0 | 0.0 | 0.0 | 0.0 | 0.0 | 0.0 | 0.0 | 0.0 | 0.0 | 0.0 | 0.0 | 0.0 |
| PUNO | 0.0 | 0.0 | 0.0 | 0.0 | 0.0 | 0.0 | 0.0 | 0.0 | 0.0 | 0.0 | 0.0 | 0.0 | 0.0 | 0.0 | 0.0 |
| LORETO | 0.0 | 0.0 | 0.0 | 0.0 | 0.0 | 0.0 | 0.0 | 0.0 | 0.0 | 0.0 | 0.0 | 0.0 | 0.0 | 0.0 | 0.0 |
| UCAYALI | 0.0 | 0.0 | 0.0 | 0.0 | 0.0 | 0.0 | 0.0 | 0.0 | 0.0 | 0.0 | 0.0 | 0.0 | 0.0 | 0.0 | 0.0 |
| MADRE DE DI | 0.0 | 0.0 | 0.0 | 0.0 | 0.0 | 0.0 | 0.0 | 0.0 | 0.0 | 0.0 | 0.0 | 0.0 | 0.0 | 0.0 | 0.0 |



SERIE HISTORICA DE PRECIOS DE LOS CULTIVOS MAS IMPORTANTES : 1970-1984

CULTIVO VID
 (SOL/KG)

| ANOS | 1970 | 1971 | 1972 | 1973 | 1974 | 1975 | 1976 | 1977 | 1978 | 1979 | 1980 | 1981 | 1982 | 1983 | 1984 |
|-------------|-------|-------|-------|-------|-------|-------|-------|-------|-------|--------|--------|--------|---------|---------|---------|
| TUMBES | 0.0 | 0.0 | 0.0 | 0.0 | 0.0 | 0.0 | 0.0 | 0.0 | 0.0 | 0.0 | 0.0 | 0.0 | 0.0 | 0.0 | 0.0 |
| PIURA | 5.48 | 9.00 | 11.94 | 13.97 | 15.51 | 20.00 | 23.00 | 0.0 | 0.0 | 0.0 | 0.0 | 0.0 | 0.0 | 0.0 | 0.0 |
| LAMBAYEQUE | 5.55 | 5.95 | 7.00 | 7.00 | 7.90 | 9.60 | 9.00 | 15.00 | 20.00 | 30.00 | 34.56 | 43.73 | 96.56 | 162.06 | 176.95 |
| LA LIBERTAD | 5.62 | 6.40 | 7.02 | 7.14 | 7.72 | 12.10 | 12.25 | 23.53 | 29.78 | 34.44 | 168.00 | 134.00 | 433.00 | 254.49 | 316.62 |
| ANCASH | 6.10 | 6.50 | 6.50 | 9.99 | 10.34 | 14.99 | 16.00 | 25.94 | 40.60 | 49.80 | 166.00 | 400.00 | 1283.02 | 1287.10 | 1371.31 |
| LIMA | 7.69 | 8.49 | 9.38 | 11.00 | 11.40 | 14.50 | 16.49 | 24.00 | 26.09 | 30.13 | 80.00 | 140.00 | 237.00 | 577.76 | 1058.83 |
| ICA | 3.99 | 4.37 | 5.70 | 5.98 | 3.00 | 1.00 | 12.00 | 13.00 | 21.00 | 29.00 | 44.00 | 112.00 | 142.00 | 251.84 | 1524.08 |
| AREQUIPA | 6.07 | 6.10 | 10.59 | 11.00 | 11.32 | 11.77 | 12.39 | 16.05 | 49.58 | 62.97 | 120.00 | 232.00 | 427.00 | 246.70 | 275.71 |
| MOQUEGUA | 6.31 | 8.17 | 5.52 | 15.01 | 15.00 | 15.79 | 17.00 | 27.27 | 58.04 | 85.53 | 221.00 | 282.00 | 294.03 | 1171.41 | 1080.00 |
| TACNA | 5.60 | 6.10 | 6.70 | 12.00 | 13.00 | 10.00 | 11.50 | 14.31 | 49.99 | 155.62 | 129.00 | 208.00 | 331.00 | 630.98 | 475.84 |
| CAJAMARCA | 5.00 | 7.00 | 8.11 | 8.59 | 9.20 | 12.00 | 13.50 | 15.00 | 17.83 | 20.17 | 53.00 | 49.62 | 20.00 | 43.29 | 1030.42 |
| AMAZONAS | 0.0 | 0.0 | 7.50 | 9.00 | 12.00 | 15.00 | 0.0 | 0.0 | 0.0 | 0.0 | 0.0 | 0.0 | 0.0 | 0.0 | 0.0 |
| SAN MARTIN | 10.00 | 9.00 | 10.50 | 14.36 | 14.11 | 14.10 | 15.00 | 15.00 | 20.00 | 25.00 | 600.00 | 800.00 | 1000.00 | 1000.00 | 1129.63 |
| HUANUCO | 10.00 | 10.00 | 0.0 | 0.0 | 0.0 | 0.0 | 0.0 | 0.0 | 0.0 | 0.0 | 0.0 | 0.0 | 0.0 | 0.0 | 0.0 |
| PASCO | 0.0 | 0.0 | 0.0 | 0.0 | 0.0 | 0.0 | 0.0 | 0.0 | 0.0 | 0.0 | 0.0 | 0.0 | 0.0 | 0.0 | 0.0 |
| JUNIN | 10.00 | 12.00 | 12.33 | 12.11 | 12.22 | 0.0 | 0.0 | 0.0 | 0.0 | 0.0 | 0.0 | 0.0 | 0.0 | 0.0 | 0.0 |
| HUANCVELIC | 7.40 | 5.33 | 5.57 | 5.13 | 5.63 | 9.50 | 0.0 | 0.0 | 0.0 | 0.0 | 0.0 | 0.0 | 0.0 | 0.0 | 0.0 |
| AYACUCHO | 6.18 | 6.40 | 6.39 | 6.63 | 6.95 | 14.44 | 14.75 | 19.23 | 24.21 | 44.14 | 382.22 | 250.00 | 316.33 | 409.33 | 419.39 |
| APURIMAC | 10.00 | 9.00 | 10.00 | 10.50 | 10.80 | 13.00 | 13.52 | 18.64 | 25.00 | 35.00 | 36.64 | 16.77 | 24.10 | 11.95 | 15.25 |
| CUZCO | 0.0 | 0.0 | 0.0 | 0.0 | 0.0 | 0.0 | 0.0 | 0.0 | 0.0 | 0.0 | 0.0 | 0.0 | 0.0 | 0.0 | 0.0 |
| PUNO | 0.0 | 0.0 | 0.0 | 0.0 | 0.0 | 0.0 | 0.0 | 0.0 | 0.0 | 0.0 | 0.0 | 0.0 | 0.0 | 0.0 | 0.0 |
| LUREN | 0.0 | 0.0 | 0.0 | 0.0 | 0.0 | 0.0 | 0.0 | 0.0 | 0.0 | 0.0 | 0.0 | 0.0 | 0.0 | 0.0 | 0.0 |
| UCAYALI | 0.0 | 0.0 | 0.0 | 0.0 | 0.0 | 0.0 | 0.0 | 0.0 | 0.0 | 0.0 | 0.0 | 0.0 | 0.0 | 0.0 | 0.0 |
| MADRE DE DI | 0.0 | 0.0 | 0.0 | 0.0 | 0.0 | 0.0 | 0.0 | 0.0 | 0.0 | 0.0 | 0.0 | 0.0 | 0.0 | 0.0 | 0.0 |

